

GL1500C/GL1500CD

GL1500C₁
GL1500C₂
GL1500C₃
GL1500CD₁
GL1500CD₂
GL1500CD₃

PARTS CATALOGUE

3



GL1500C

FOREWORD INDEX

1

ENGINE GROUP

2

FRAME GROUP

3

PART NUMBER INDEX

4

PART NAME INDEX

5

Instruction for use of parts catalogue

- **This parts catalogue was prepared based on the latest information available as of June 20, 2002.**
- See the parts catalogue news for any revision that is made after June 20, 2002.
- **Always specify the part number when ordering a part.**
 - Check the model, type, serial numbers, color, maker, and the size as needed before ordering a part.
 - Note that the illustrations (part drawings) can differ from the actual parts in shape. They are given just to help you to refer to the parts.
- **When modifications or additions to this parts catalogue are made, a revised edition will be issued at an appropriate time, with successively progressing revision numbers on the cover. We recommend obtaining such revisions in order to keep your parts catalogue up-to-date at all times. To check whether a parts catalogue revision has been issued, please contact your Honda distributor.**

Initial version issue date
 June 01, 2000
Honda Motor Co., Ltd.

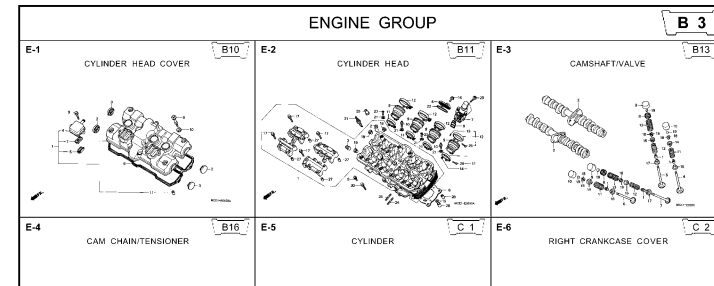
CONTENTS

	Page	Address No.	
● How to refer to the part information	2	B 2	1
● Part catalogue structure	3	B 3	
● When the parts were revised	4	B 4	
● Abbreviations used in the parts catalogue.....	4	B 4	
● Part block and serial number check	5	B 5	
● Color label attachment position check.....	5	B 5	
● Models, parts catalogue codes and applicable serial numbers	6	B 6	
● Color label	8	B 8	
● Color chart	9	B 9	
● Fuel hose, general purpose hoses and vinyl hose.....	15	B15	
● How to use the flat rate time (F.R.T.)	19	C 3	
● Illustrated index	22	C 6	
● ENGINE GROUP.....	30	D 1	2
● FRAME GROUP.....	66	G 1	3
● PART NO. INDEX.....	134	L 1	4
● PART NAME INDEX.....	141	M 1	5



How to refer to the part information

A Reference with "Illustrated index"

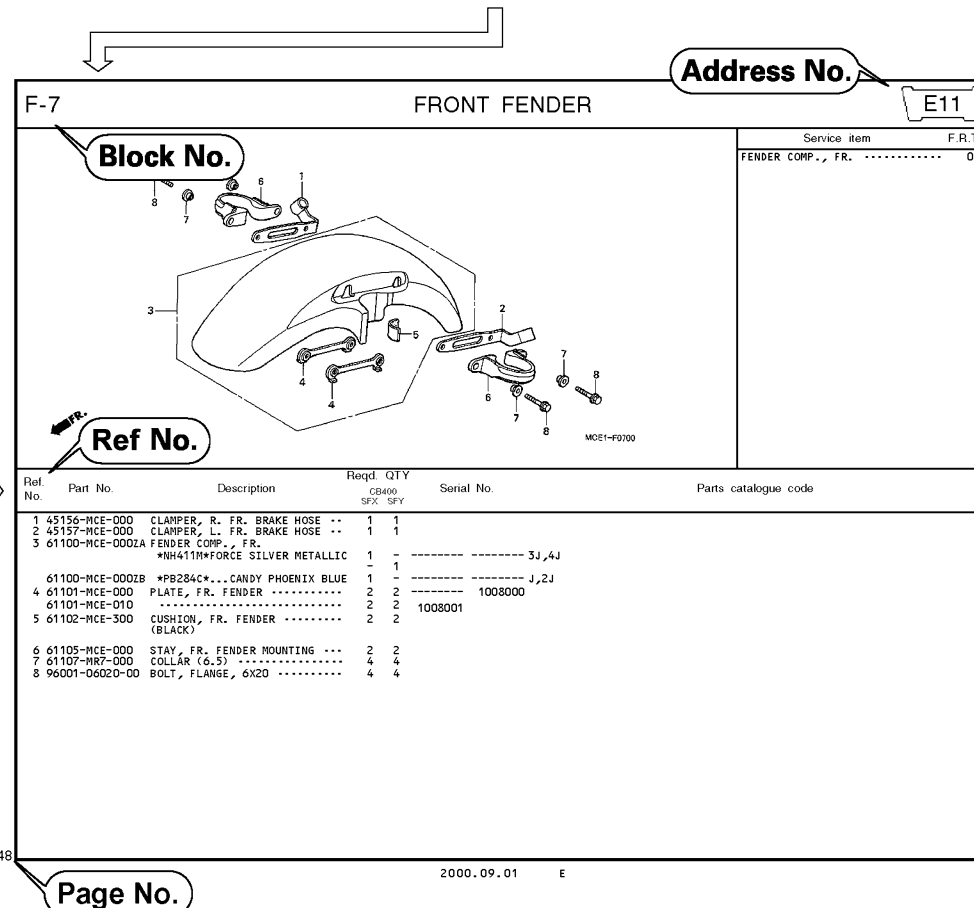


B Reference with "Part number index"

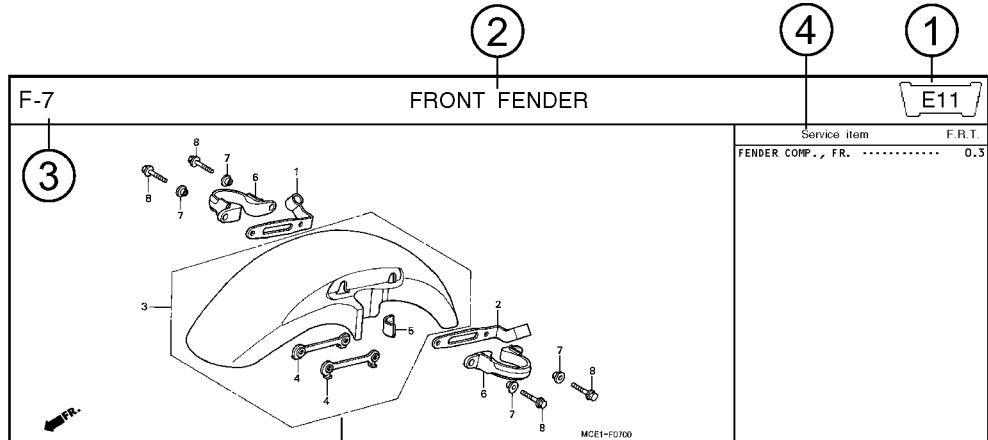
PART NO. INDEX								
Part Number	Address	Page	Ref.	Part Number	Address	Page	Ref.	F
04000				13323-MY9-751	C12	28	10	14921
				13324-MY9-751	C12	28	10	14931
04911-MCE-000	C10	26	1	13325-MY9-751	C12	28	10	14931
				13327-MY9-751	C12	28	10	14931
06000				14000				14931
06405-MY5-P00	F13	67	3	14100-MCE-000	B13	13	2	14931
06405-MY5-P10	F13	67	3	14200-MCE-000	B13	13	3	14931
06410-MY9-860	F2	56	1	14321-MCE-000	B16	16	2	14931
06435-MCE-006	F1	55	1	14401-MCE-003	B16	16	3	14931
06451-166-405	E13	51	2	14510-MBE-000	B16	16	4	14941
06451-443-405	F1	55	2	14520-MY9-691	B16	16	5	14941
06451-MA7-405	E13	51	1	14524-MY9-690	B16	16	6	14941
06455-MCE-006	E13	51	3	14546-MCE-000	B16	16	7	14941
				14620-MY9-691	B16	16	8	14941
11000				14711-MCE-000	B13	13	4	14941
11210-MCE-000	C9	25	1	14712-MCE-000	B13	13	5	14941
11330-MCE-305	C2	18	1	14721-MCE-000	B13	13	6	14941
11333-KT8-000	C6	22	1	14722-MCE-000	B13	13	7	14941
11335-MCE-000	C2	18	2	14730-MCE-000	B13	13	8	14941
11360-MCE-000	C7	23	1	14731-MCE-000	B13	13	9	14941
11365-MCE-000	C7	23	2	14731-MY9-751	B13	13	10	14951
11396-MY9-000	C2	18	3	14751-KY2-000	B13	13	11	14951
11631-MCE-000	C5	21	1	14751-MCE-000	B13	13	12	14951
11691-MY9-000	C5	21	2	14761-MCE-000	B13	13	13	14951

C Reference with "Part name index"

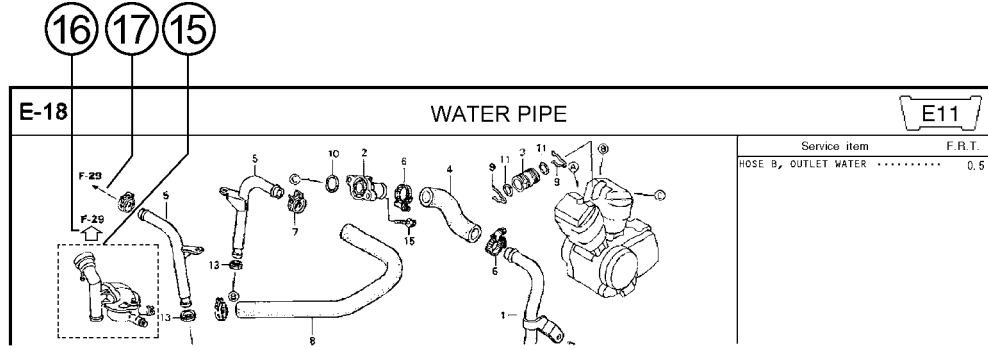
PART NAME INDEX					
Part name	Address	Page	Ref.	Part name	Page
[A]				BOLT , CHANG I	
ADJUSTER , CHAIN	F13	67	5	BOLT , CLUTCH	
ARM COMP. , GEAR CHANGE	F10	64		BOLT , CONNECT	
ARM , L. MAIN STEP	F11	65	8	BOLT , DISK 6	
ARM , L. PILLIØ STEP	F11	65	12	BOLT , DISK 8	
ARM , R. MAIN STEP	F11	65	5	BOLT , DRAIN I	
ARM , R. PILLIØ STEP	F11	65	11	BOLT , FLANGE E	
AUT O COC K ASSY. , FUEL	F4	58	2	BOLT , FLANGE	
AXLE , FR. WHEEL	E14	52	3	BOLT , FLANGE	
AXLE , RR. WHEEL	F2	56	3	BOLT , FLANGE	
[B]				BOLT , FLANGE	
BAG , AIR PRESSUR E GAUGE	G7	77	4	BOLT , FLANGE	
BAG , SERVICE BOOK	G7	77	1	BOLT , FLANGE	
BAG , TOOL	G7	77	3	BOLT , FLANGE	
BALL , STEEL	F11	65	20	BOLT , FLANGE	
BAN D A , INSULATOR	B11	11	11	BOLT , FLANGE	
BAN D B , INSULATOR	B11	11	12	BOLT , FLANGE	
BAN D , AIR CLEANER CONNECTING				BOLT , FLANGE	
BAN D , U-LOCK	F8	62	22	BOLT , FLANGE	
BAN D , WIRE	F16	70	5	BOLT , FLANGE	
	C10	26	14		
	E5	43	21		
	F6	74	1R		



Part catalogue structure




Ref. No.	Part No.	Description	Reqd. QTY		Serial No.	Parts catalogue code
			CB400	SFX SFY		
1	45156-MCE-000	CLAMPER, R. FR. BRAKE HOSE ..	1	1		
2	45157-MCE-000	CLAMPER, L. FR. BRAKE HOSE ..	1	1		
3	61100-MCE-000ZA	FENDER COMP., FR. *NH411M*FORCE SILVER METALLIC	1	-	----- 3J,4J	
	61100-MCE-000ZB	*PB284C*...CANDY PHOENIX BLUE	1	-	----- J,2J	
4	61101-MCE-000	PLATE, FR. FENDER	2	2	1008000	
	61101-MCE-010	2	2	1008001	
5	61102-MCE-300	CUSHION, FR. FENDER	2	2		
		(BLACK)				



- ① **Address number**
 - Address No. is provided (in place of the page No.) to help you refer to the part with the part No. or part name.
- ② **Block title** ③ **Block number**
- ④ **Service item/Flat rate time**
- ⑤ **Reference number**
 - Title number marked with the parenthesis or parentheses indicates that it continues from the previous page.
- ⑥ **Part number** ⑦ **Honda color code**
- ⑧ **Description**
- ⑨ **Assemblies**
 - Sections framed with broken lines in the exploded view drawings are available as complete assemblies. (Their individual parts can also be obtained.)
- ⑩ **Color description**
- ⑪ **Note**
 - Notes are shown with the parentheses in the part name column.
- ⑫ **Required quantity**
 - Reqd. QTY shown in the parenthesis or parentheses indicates the optional part.
 - Reqd. QTY marked with "N" indicates the optional part that should be selected as needed.
 - Reqd. QTY indicates the number of the part used in the block.
- ⑬ **Serial number**
- ⑭ **Parts catalogue code**
 - When the parts catalogue code column is blank, it indicates that the part is applicable to all codes.
- ⑮ **[Dotted line]**
 - Parts enclosed within a dotted line [] are covered in a different block.
- ⑯ **[Hollow arrow]**
 - A hollow arrow [] indicates the block No. for the parts enclosed within a dotted line [] .
- ⑰ **[Solid arrow]**
 - A solid arrow [] indicates the block No. the part in question is connected to.

When the parts were revised




Ref. No.	Part No.	Description	Reqd. QTY		Serial No.
			CB400	SFX SFY	
1	45156-MCE-000	CLAMPER, R. FR. BRAKE HOSE ..	1	1	
2	45157-MCE-000	CLAMPER, L. FR. BRAKE HOSE ..	1	1	
3	61100-MCE-000ZA	FENDER COMP., FR. *NH411M*FORCE SILVER METALLIC	1	-	-----3J,4J
	61100-MCE-000ZB	*PB284C*...CANDY PHOENIX BLUE	1	-	-----J,2J
4	61101-MCE-000	PLATE, FR. FENDER	2	2	-----1008000
	61101-MCE-010	2	2	-----1008001
5	61102-MCE-300	CUSHION, FR. FENDER	2	2	
		(BLACK)			
6	61105-MCE-000	STAY, FR. FENDER MOUNTING ...	2	2	
7	61107-MR7-000	COLLAR (6.5)	4	4	
8	96001-06020-00	BOLT, FLANGE, 6X20	4	4	

The number has been used from the initial model without revision.

When shown at the left side, it is applicable to the models of No.1008001 and the subsequent numbers.

When shown at the right side, it is applicable to the models up to No.1008000.

Abbreviations used in the parts catalogue



* "L." or "R." in the description of a part stands for the LEFT hand side or the RIGHT hand side. Determine the left or right as if you were in the motorcycle seat.

The following abbreviations are used in this parts catalogue.

- | | |
|---|----------------------------------|
| A Ampere | L.Left |
| ABS Anti-lock brake system | L (100L) .Link (100 Links) |
| A.C. Alternating current | L.E.D.Light emitted diode |
| A.M. Attaching mark | MMMillimeter |
| ASSY. Assembly | MPHMiles per hour |
| C.D.I. Capacitive discharge ignition | R.Right |
| COMP. ... Complete | RR.Rear |
| D.C. Direct current | STD.Standard |
| EX. Exhaust | T (22T) ...Tooth (22 Teeth) |
| FR. Front | TCSTraction control system |
| G Gram | T.M.Transcript mark |
| HEX. Hexagonal | VVolt |
| IN. Inlet | WWatt |
| KPH Kilometers per hour | WLWith labelling |
| | WOLWithout labelling |

Part block and serial number check

Part block

Engine parts
E-1~

Carburetor parts
E-20~

Frame parts
F-1~

Required
serial
number

Engine serial
number

Carburetor serial
number

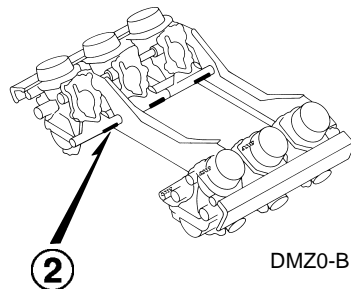

Frame serial
number

Check
point

①

②

③

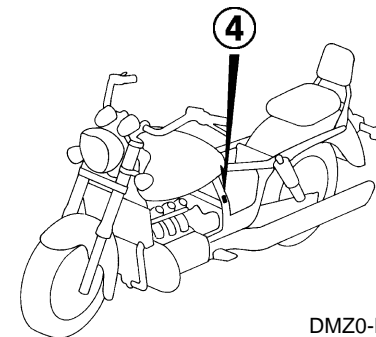


Color label attachment position check

Colored parts

Color label

④



Models, parts catalogue codes and applicable serial numbers

Models, parts catalogue codes and applicable serial Nos. given in this parts catalogue can be identified as follows.

Parts with parts catalogue codes are exclusive for models destined for countries designated.

If no area codes are listed, parts are for common use.

Model	Parts catalogue code	Type	Applicable engine serial No.	Applicable frame serial No.	Applicable carburetor identification No.
GL1500C1	AR	Austria	SC34E-2400001~	1HFSC34A*1A400001~	VPK0P A
	CM	Canada	SC34E-2400001~	1HFSC342*1A400001~	VPK0J A
	E	England	SC34E-2400001~	1HFSC34A*1A400001~	VPK0S A
	ED	European direct sales	SC34E-2400001~	1HFSC34A*1A400001~	VPK0P A
	F	France	SC34E-2400001~	1HFSC34A*1A400001~	
	G	Germany	SC34E-2400001~	1HFSC34B*1A400001~	
	SW	Switzerland	SC34E-2400001~	1HFSC34C*1A400001~	VPK0N A
	U	Australia	SC34E-2400001~	1HFSC34U*1A400001~	VPK0P A

Model	Parts catalogue code	Type	Applicable engine serial No.	Applicable frame serial No.	Applicable carburetor identification No.
GL1500C2	AR	Austria	SC34E-2500001~	1HFSC34A*2A500001~	VPK0P A
	CM	Canada	SC34E-2500001~	1HFSC342*2A500001~	VPK0J A
	E	England	SC34E-2500001~	1HFSC34A*2A500001~	VPK0S A
	ED	European direct sales	SC34E-2500001~	1HFSC34A*2A500001~	VPK0P A
	F	France	SC34E-2500001~	1HFSC34A*2A500001~	
	G	Germany	SC34E-2500001~	1HFSC34B*2A500001~	
	SW	Switzerland	SC34E-2500001~	1HFSC34C*2A500001~	VPK0N A
	U	Australia	SC34E-2500001~	1HFSC34U*2A500001~	VPK0P A
GL1500C3	CM	Canada	SC34E-2600001~	1HFSC342*3A600001~	VPK0J A
	U	Australia	SC34E-2600001~	1HFSC34U*3A600001~	VPK0P A
GL1500CD1	CM	Canada	SC34E-2400001~	1HFSC348*1A400001~	VPK0J A
GL1500CD2	CM	Canada	SC34E-2500001~	1HFSC348*2A500001~	
GL1500CD3	CM	Canada	SC34E-2600001~	1HFSC348*3A600001~	

* Of carburetor/throttle body identification numbers, only the portions underlined in the example below are used for registration.

VPK0P A KC 7

Color label

1

- When ordering parts, check the model name, main color, and code by observing the “COLOR LABEL” on the vehicle.
- When ordering a colored part, use the color chart in the instruction for use of parts catalogue.

		MODEL	VFR800FIW					
		COLOR	Sparkling silver metallic	Mute black metallic	Applicable model		Applicable block No.	Re
No.	CODE		NH-295M	NH-359M	Initial applicable model	Final applicable model		
		Name of colored parts	Basic part No.	NH295	NH359			
1								
2								
3								
4								
5								
6								
7								
8								
9								
10								

VFR800FIW
COLOR R-157
CODE R157

Color chart

- When ordering a colored part, refer to the chart below and use a part number consisting of the relevant basic part number to which has been added a part color code.

GL1500C (GL1500C1)

No.	MODEL		GL1500C1						
	COLOR		Black	Black	Pearl coronado blue	Applicable model		Applicable block No.	Ref. No.
	CODE		NH-1	NH-1	PB-255P	Initial applicable model	Final applicable model		
	Name of colored parts	Basic part No.	NH1	NH1E	PB255X				
1	COVER, CENTER	83700-MZ0-000	ZC	ZC	ZG			F-17	17
2	COVER, L. SIDE	83600-MZ0-000	ZC	ZC	ZG			F-18	9
3	COVER, R. SIDE	83500-MZ0-000	ZC	ZC	ZF			F-18	8
4	EMBLEM, L. FUEL TANK	17532-MZ0-610	ZA	-	-			F-37	4
5	EMBLEM, R. FUEL TANK	17531-MZ0-610	ZA	-	-			F-37	2
6	FENDER A SET, RR.	80110-MZ0-B00	ZA	ZB	ZC			F-26	8
7	FENDER A SET, RR.	80110-MZ0-U70	ZA	-	ZC			F-26	8
8	FENDER B SET, RR.	80210-MZ0-B00	ZA	ZB	ZC			F-26	9
9	FENDER SET, FR.	61110-MZ0-B00	ZA	ZB	ZC			F-8	5
10	LABEL, COLOR	87565-MZ0-B00	ZA	ZB	ZC			F-36	10
11	LABEL, FUEL	87586-MB6-870	-	-	ZF			F-36	11
12	LABEL, FUEL	87586-MR6-670	ZA	-	-			F-36	11
13	STRIPE, L. FR. FENDER	61112-MZ0-B00	-	ZA	ZB			F-37	8
14	STRIPE, L. FUEL TANK	17536-MZ0-B00	-	ZA	ZB			F-37	6
15	STRIPE, L. RR. FENDER A	80112-MZ0-B00	-	ZA	ZB			F-37	10
16	STRIPE, L. RR. FENDER B	80114-MZ0-B00	-	ZA	ZB			F-37	12
17	STRIPE, R. FR. FENDER	61111-MZ0-B00	-	ZA	ZB			F-37	7
18	STRIPE, R. FUEL TANK	17535-MZ0-B00	-	ZA	ZB			F-37	5
19	STRIPE, R. RR. FENDER A	80111-MZ0-B00	-	ZA	ZB			F-37	9
20	STRIPE, R. RR. FENDER B	80113-MZ0-B00	-	ZA	ZB			F-37	11
21	TANK SET, FUEL	17520-MZ0-B00	ZA	ZB	ZC			F-16	9
22	TANK SET, FUEL	17520-MZ0-G51	ZB	-	-			F-16	9

GL1500CD (GL1500CD1)

No.	MODEL		GL1500CD1						
	COLOR		Black	Black	Pearl coronado blue	Applicable model		Applicable block No.	Ref. No.
	CODE		NH-1	NH-1	PB-255P	Initial applicable model	Final applicable model		
	Name of colored parts	Basic part No.	NH1	NH1E	PB255X				
1	COVER, CENTER	83700-MZ0-000	ZC	ZC	ZG			F-17	17
2	COVER, L. SIDE	83600-MZ0-000	ZC	ZC	ZG			F-18	9
3	COVER, R. SIDE	83500-MZ0-000	ZC	ZC	ZF			F-18	8
4	FENDER A SET, RR.	80110-MZ0-B00	ZA	ZB	ZC			F-26	8
5	FENDER B SET, RR.	80210-MZ0-B00	ZA	ZB	ZC			F-26	9
6	FENDER SET, FR.	61110-MZ0-B00	ZA	ZB	ZC			F-8	5
7	LABEL, COLOR	87565-MZ0-B00	ZA	ZB	ZC			F-36	10
8	STRIPE, L. FR. FENDER	61112-MZ0-B00	-	ZA	ZB			F-37	8
9	STRIPE, L. FUEL TANK	17536-MZ0-B00	-	ZA	ZB			F-37	6
10	STRIPE, L. RR. FENDER A	80112-MZ0-B00	-	ZA	ZB			F-37	10
11	STRIPE, L. RR. FENDER B	80114-MZ0-B00	-	ZA	ZB			F-37	12
12	STRIPE, R. FR. FENDER	61111-MZ0-B00	-	ZA	ZB			F-37	7
13	STRIPE, R. FUEL TANK	17535-MZ0-B00	-	ZA	ZB			F-37	5
14	STRIPE, R. RR. FENDER A	80111-MZ0-B00	-	ZA	ZB			F-37	9
15	STRIPE, R. RR. FENDER B	80113-MZ0-B00	-	ZA	ZB			F-37	11
16	TANK SET, FUEL	17520-MZ0-B00	ZA	ZB	ZC			F-16	9

GL1500C (GL1500C₂)

No.	MODEL		GL1500C ₂					
	COLOR		Black	Black	Applicable model		Applicable block No.	Ref. No.
	CODE		NH-1	NH-1	Initial applicable model	Final applicable model		
	Name of colored parts	Basic part No.	NH1	NH1K				
1	COVER, CENTER	83700-MZ0-000	ZC	ZC			F-17	17
2	COVER, L. SIDE	83600-MZ0-000	ZC	ZC			F-18	9
3	COVER, R. SIDE	83500-MZ0-000	ZC	ZC			F-18	8
4	EMBLEM, L. FUEL TANK	17532-MZ0-610	ZA	-			F-37	4
5	EMBLEM, R. FUEL TANK	17531-MZ0-610	ZA	-			F-37	2
6	FENDER A SET, RR.	80110-MZ0-B30	ZA	-			F-26	8
7	FENDER A SET, RR.	80110-MZ0-U90	ZA	ZB			F-26	8
8	FENDER B SET, RR.	80210-MZ0-B30	ZA	ZC			F-26	9
9	FENDER SET, FR.	61110-MZ0-B30	ZA	ZC			F-8	5
10	LABEL, COLOR	87565-MZ0-B30	ZA	ZC			F-36	10
11	LABEL, FUEL	87586-MB6-870	-	ZF			F-36	11
12	LABEL, FUEL	87586-MR6-670	ZA	-			F-36	11
13	STRIPE, L. FR. FENDER	61112-MZ0-B30	-	ZA			F-37	8
14	STRIPE, L. FUEL TANK	17536-MZ0-B30	-	ZA			F-37	6
15	STRIPE, L. RR. FENDER A	80112-MZ0-B30	-	ZA			F-37	10
16	STRIPE, L. RR. FENDER B	80114-MZ0-B30	-	ZA			F-37	12
17	STRIPE, R. FR. FENDER	61111-MZ0-B30	-	ZA			F-37	7
18	STRIPE, R. FUEL TANK	17535-MZ0-B30	-	ZA			F-37	5
19	STRIPE, R. RR. FENDER A	80111-MZ0-B30	-	ZA			F-37	9
20	STRIPE, R. RR. FENDER B	80113-MZ0-B30	-	ZA			F-37	11
21	TANK SET, FUEL	17520-MZ0-B30	ZA	ZC			F-16	9
22	TANK SET, FUEL	17520-MZ0-G51	ZB	-			F-16	9

GL1500CD (GL1500CD₂)

No.	MODEL		GL1500CD ₂					Ref. No.
	COLOR		Pearl coronado blue PB-255P	Black NH-1	Applicable model		Applicable block No.	
	CODE		PB255X	NH1K	Initial applicable model	Final applicable model		
	Name of colored parts	Basic part No.						
1	COVER, CENTER	83700-MZ0-000	ZG	ZC			F-17	17
2	COVER, L. SIDE	83600-MZ0-000	ZG	ZC			F-18	9
3	COVER, R. SIDE	83500-MZ0-000	ZF	ZC			F-18	8
4	FENDER A SET, RR.	80110-MZ0-B30	ZB	ZC			F-26	8
5	FENDER B SET, RR.	80210-MZ0-B30	ZB	ZC			F-26	9
6	FENDER SET, FR.	61110-MZ0-B30	ZB	ZC			F-8	5
7	LABEL, COLOR	87565-MZ0-B30	ZB	ZC			F-36	10
8	STRIPE, L. FR. FENDER	61112-MZ0-B00	ZB	-			F-37	8
9	STRIPE, L. FR. FENDER	61112-MZ0-B30	-	ZA			F-37	8
10	STRIPE, L. FUEL TANK	17536-MZ0-B00	ZB	-			F-37	6
11	STRIPE, L. FUEL TANK	17536-MZ0-B30	-	ZA			F-37	6
12	STRIPE, L. RR. FENDER A	80112-MZ0-B00	ZB	-			F-37	10
13	STRIPE, L. RR. FENDER A	80112-MZ0-B30	-	ZA			F-37	10
14	STRIPE, L. RR. FENDER B	80114-MZ0-B00	ZB	-			F-37	12
15	STRIPE, L. RR. FENDER B	80114-MZ0-B30	-	ZA			F-37	12
16	STRIPE, R. FR. FENDER	61111-MZ0-B00	ZB	-			F-37	7
17	STRIPE, R. FR. FENDER	61111-MZ0-B30	-	ZA			F-37	7
18	STRIPE, R. FUEL TANK	17535-MZ0-B00	ZB	-			F-37	5
19	STRIPE, R. FUEL TANK	17535-MZ0-B30	-	ZA			F-37	5
20	STRIPE, R. RR. FENDER A	80111-MZ0-B00	ZB	-			F-37	9
21	STRIPE, R. RR. FENDER A	80111-MZ0-B30	-	ZA			F-37	9
22	STRIPE, R. RR. FENDER B	80113-MZ0-B00	ZB	-			F-37	11
23	STRIPE, R. RR. FENDER B	80113-MZ0-B30	-	ZA			F-37	11
24	TANK SET, FUEL	17520-MZ0-B30	ZB	ZC			F-16	9

GL1500C (GL1500C3)

No.	MODEL		GL1500C3				
	COLOR		Black	Applicable model		Applicable block No.	Ref. No.
	CODE		NH-1	Initial applicable model	Final applicable model		
	Name of colored parts	Basic part No.	NH1				
1	COVER, CENTER	83700-MZ0-000	ZC			F-17	17
2	COVER, L. SIDE	83600-MZ0-000	ZC			F-18	9
3	COVER, R. SIDE	83500-MZ0-000	ZC			F-18	8
4	FENDER A SET, RR.	80110-MZ0-B30	ZA			F-26	8
5	FENDER A SET, RR.	80110-MZ0-U90	ZA			F-26	8
6	FENDER B SET, RR.	80210-MZ0-B30	ZA			F-26	9
7	FENDER SET, FR.	61110-MZ0-B30	ZA			F-8	5
8	LABEL, COLOR	87565-MZ0-B50	ZA			F-36	10
9	LABEL, FUEL	87586-MB6-870	ZF			F-36	11
10	TANK SET, FUEL	17520-MZ0-B30	ZA			F-16	9

GL1500CD (GL1500CD₃)

No.	MODEL		GL1500CD ₃				
	COLOR		Black	Applicable model		Applicable block No.	Ref. No.
	CODE		NH-1	Initial applicable model	Final applicable model		
	Name of colored parts	Basic part No.	NH1				
1	COVER, CENTER	83700-MZ0-000	ZC			F-17	17
2	COVER, L. SIDE	83600-MZ0-000	ZC			F-18	9
3	COVER, R. SIDE	83500-MZ0-000	ZC			F-18	8
4	FENDER A SET, RR.	80110-MZ0-B30	ZA			F-26	8
5	FENDER B SET, RR.	80210-MZ0-B30	ZA			F-26	9
6	FENDER SET, FR.	61110-MZ0-B30	ZA			F-8	5
7	LABEL, COLOR	87565-MZ0-B50	ZA			F-36	10
8	TANK SET, FUEL	17520-MZ0-B30	ZA			F-16	9

Fuel hose, general purpose hoses and vinyl hose

- The standard part fuel hose, general purpose hose and vinyl hose may be substituted by the coiled bulk part.
- When ordering the standard part fuel hose, general purpose hose and vinyl hose use the bulk part number written in the parts catalogue in brackets () underneath the part name, or use the catalogue below.
(The bulk part standard length is 1 m, however, those displayed in the catalogue < > are available in 3 m and 8 m lengths.)
- When exchanging the hose, cut and use at the specified length as mentioned in the part name.
(For the method of cutting the bulk part, and method of filling out orders etc., please refer to the service manual and the instructions issued with the bulk part.)
- The list below is a catalogue of the standard part numbers and bulk part numbers. Note that those numbers are applicable to the listed replacement parts only.

Fuel hoses/Tubes			
Standard part No.	Bulk part No.	Bulk part	
		Inner diameter (mm)	Length (m)
95001-30xxx-2x	95001-30001-20M	3.0	1
95001-30xxx-3x	95001-30001-30M	3.0	1
95001-30xxx-4x	95001-30001-40M	3.0	1
95001-35xxx-2x	95001-35001-50M <95001-35003-50M>	3.5	1 3
95001-35xxx-3x	95001-35001-60M <95001-35003-60M>	3.5	1 3
95001-35xxx-4x	95001-35001-60M <95001-35003-60M>	3.5	1 3
95001-35xxx-5x	95001-35001-50M <95001-35003-50M>	3.5	1 3
95001-35xxx-6x	95001-35001-60M <95001-35003-60M>	3.5	1 3
95001-45xxx-2x	95001-45001-50M <95001-45003-50M>	4.5	1 3
95001-45xxx-3x	95001-45001-60M <95001-45003-60M> <95001-45008-60M>	4.5	1 3 8
95001-45xxx-4x	95001-45001-60M <95001-45003-60M> <95001-45008-60M>	4.5	1 3 8
95001-45xxx-5x	95001-45001-50M <95001-45003-50M>	4.5	1 3
95001-45xxx-6x	95001-45001-60M <95001-45003-60M> <95001-45008-60M>	4.5	1 3 8
95001-55xxx-2x	95001-55001-50M <95001-55003-50M> <95001-55008-50M>	5.5	1 3 8

Fuel hoses/Tubes			
Standard part No.	Bulk part No.	Bulk part	
		Inner diameter (mm)	Length (m)
95001-55xxx-3x	95001-55001-60M <95001-55003-60M> <95001-55008-60M>	5.5	1 3 8
95001-55xxx-4x	95001-55001-60M <95001-55003-60M> <95001-55008-60M>	5.5	1 3 8
95001-55xxx-5x	95001-55001-50M <95001-55003-50M> <95001-55008-50M>	5.5	1 3 8
95001-55xxx-6x	95001-55001-60M <95001-55003-60M> <95001-55008-60M>	5.5	1 3 8
95001-75xxx-2x	95001-75001-50M <95001-75003-50M>	7.5	1 3
95001-75xxx-3x	95001-75001-60M <95001-75003-60M> <95001-75008-60M>	7.5	1 3 8
95001-75xxx-4x	95001-75001-60M <95001-75003-60M> <95001-75008-60M>	7.5	1 3 8
95001-75xxx-5x	95001-75001-50M <95001-75003-50M>	7.5	1 3
95001-75xxx-6x	95001-75001-60M <95001-75003-60M> <95001-75008-60M>	7.5	1 3 8
95001-80xxx-2x	95001-80001-50M	8.0	1
95001-80xxx-3x	95001-80001-60M	8.0	1
95001-80xxx-4x	95001-80001-60M	8.0	1
95001-80xxx-5x	95001-80001-50M	8.0	1
95001-80xxx-6x	95001-80001-60M	8.0	1

Vinyl tube				
Standard part No.	Bulk part No.	Bulk part		
		Inner dia- meter (mm)	Outer dia-meter (mm)	Length (m)
95003-01xxx-3x	95003-01001-60M <95003-01003-60M>	2.9	6.8	1 3
95003-01xxx-60	95003-01001-60M <95003-01003-60M>	2.9	6.8	1 3
95003-03xxx-3x	95003-03001-60M <95003-03003-60M>	3.0	6.0	1 3
95003-03xxx-60	95003-03001-60M <95003-03003-60M>	3.0	6.0	1 3
95003-05xxx-3x	95003-05001-60M <95003-05003-60M> <95003-05008-60M>	3.5	6.5	1 3 8
95003-05xxx-60	95003-05001-60M <95003-05003-60M> <95003-05008-60M>	3.5	6.5	1 3 8
95003-07xxx-1x	95003-07001-10M <95003-07003-10M> <95003-07008-10M>	4.0	7.0	1 3 8
95003-07xxx-20	95003-07001-10M <95003-07003-10M> <95003-07008-10M>	4.0	7.0	1 3 8
95003-07xxx-3x	95003-07001-60M <95003-07003-60M> <95003-07008-60M>	4.0	7.0	1 3 8
95003-07xxx-60	95003-07001-60M <95003-07003-60M> <95003-07008-60M>	4.0	7.0	1 3 8
95003-07xxx-7x	95003-07001-70M <95003-07003-70M> <95003-07008-70M>	4.0	7.0	1 3 8
95003-08xxx-1x	95003-08001-10M <95003-08003-10M> <95003-08008-10M>	4.5	6.5	1 3 8
95003-09xxx-3x	95003-09001-60M <95003-09003-60M>	4.5	8.0	1 3
95003-09xxx-60	95003-09001-60M <95003-09003-60M>	4.5	8.0	1 3
95003-10xxx-1x	95003-10001-10M <95003-10003-10M>	5.0	8.0	1 3
95003-10xxx-20	95003-10001-10M <95003-10003-10M>	5.0	8.0	1 3
95003-10xxx-3x	95003-10001-60M <95003-10003-60M>	5.0	8.0	1 3
95003-10xxx-60	95003-10001-60M <95003-10003-60M>	5.0	8.0	1 3
95003-11xxx-3x	95003-11001-60M <95003-11003-60M> <95003-11008-60M>	5.0	9.0	1 3 8
95003-11xxx-60	95003-11001-60M <95003-11003-60M> <95003-11008-60M>	5.0	9.0	1 3 8
95003-12xxx-1x	95003-12001-10M <95003-12003-10M> <95003-12008-10M>	5.0	7.0	1 3 8
95003-12xxx-20	95003-12001-10M <95003-12003-10M> <95003-12008-10M>	5.0	7.0	1 3 8

Vinyl tube				
Standard part No.	Bulk part No.	Bulk part		
		Inner dia- meter (mm)	Outer dia-meter (mm)	Length (m)
95003-14xxx-1x	95003-14001-10M <95003-14003-10M>	6.0	9.0	1 3
95003-14xxx-20	95003-14001-10M <95003-14003-10M>	6.0	9.0	1 3
95003-14xxx-3x	95003-14001-60M <95003-14003-60M>	6.0	9.0	1 3
95003-17xxx-1x	95003-17001-10M <95003-17003-10M>	7.0	9.0	1 3
95003-19xxx-1x	95003-19001-10M <95003-19003-10M> <95003-19008-10M>	7.0	11.0	1 3 8
95003-19xxx-20	95003-19001-10M <95003-19003-10M> <95003-19008-10M>	7.0	11.0	1 3 8
95003-19xxx-3x	95003-19001-60M <95003-19003-60M> <95003-19008-60M>	7.0	11.0	1 3 8
95003-19xxx-60	95003-19001-60M <95003-19003-60M> <95003-19008-60M>	7.0	11.0	1 3 8
95003-21xxx-1x	95003-21001-10M <95003-21003-10M>	8.0	9.0	1 3
95003-21xxx-20	95003-21001-10M <95003-21003-10M>	8.0	9.0	1 3
95003-23xxx-1x	95003-23001-10M <95003-23003-10M>	8.0	12.0	1 3
95003-23xxx-20	95003-23001-10M <95003-23003-10M>	8.0	12.0	1 3
95003-23xxx-3x	95003-23001-60M <95003-23003-60M> <95003-23008-60M>	8.0	12.0	1 3 8
95003-23xxx-60	95003-23001-60M <95003-23003-60M> <95003-23008-60M>	8.0	12.0	1 3 8
95003-25xxx-1x	95003-25001-10M <95003-25003-10M>	9.0	11.0	1 3
95003-25xxx-20	95003-25001-10M <95003-25003-10M>	9.0	11.0	1 3
95003-25xxx-3x	95003-25001-60M <95003-25003-60M>	9.0	11.0	1 3
95003-25xxx-7x	95003-25001-70M <95003-25003-70M>	9.0	11.0	1 3
95003-27xxx-1x	95003-27001-10M <95003-27003-10M>	9.0	13.0	1 3
95003-27xxx-20	95003-27001-10M <95003-27003-10M>	9.0	13.0	1 3
95003-27xxx-3x	95003-27001-60M <95003-27003-60M>	9.0	13.0	1 3
95003-27xxx-60	95003-27001-60M <95003-27003-60M>	9.0	13.0	1 3
95003-33xxx-1x	95003-33001-10M <95003-33003-10M>	10.0	14.0	1 3
95003-33xxx-20	95003-33001-10M <95003-33003-10M>	10.0	14.0	1 3

Vinyl tube				
Standard part No.	Bulk part No.	Bulk part		
		Inner dia- meter (mm)	Outer dia-meter (mm)	Length (m)
95003-36xxx-1x	95003-36001-10M <95003-36003-10M> <95003-36008-10M>	11.0	13.0	1 3 8
95003-36xxx-20	95003-36001-10M <95003-36003-10M> <95003-36008-10M>	11.0	13.0	1 3 8
95003-37xxx-3x	95003-37001-60M <95003-37003-60M>	11.0	15.0	1 3
95003-37xxx-60	95003-37001-60M <95003-37003-60M>	11.0	15.0	1 3
95003-38xxx-1x	95003-38001-10M <95003-38003-10M>	12.0	13.0	1 3
95003-38xxx-20	95003-38001-10M <95003-38003-10M>	12.0	13.0	1 3
95003-39xxx-1x	95003-39001-10M <95003-39003-10M>	12.0	14.0	1 3
95003-39xxx-20	95003-39001-10M <95003-39003-10M>	12.0	14.0	1 3
95003-40xxx-20	95003-40001-10M <95003-40003-10M>	12.0	16.0	1 3
95003-40xxx-3x	95003-40001-60M <95003-40003-60M>	12.0	16.0	1 3
95003-40xxx-60	95003-40001-60M <95003-40003-60M>	12.0	16.0	1 3
95003-43xxx-1x	95003-43001-10M <95003-43003-10M> <95003-43008-10M>	13.0	15.0	1 3 8
95003-43xxx-20	95003-43001-10M <95003-43003-10M> <95003-43008-10M>	13.0	15.0	1 3 8
95003-45xxx-1x	95003-45001-10M <95003-45003-10M> <95003-45008-10M>	14.0	18.0	1 3 8
95003-45xxx-20	95003-45001-10M <95003-45003-10M> <95003-45008-10M>	14.0	18.0	1 3 8
95003-50xxx-1x	95003-50001-10M <95003-50003-10M>	16.0	19.0	1 3
95003-50xxx-20	95003-50001-10M <95003-50003-10M>	16.0	19.0	1 3
95003-50xxx-3x	95003-50001-60M <95003-50003-60M>	16.0	19.0	1 3
95003-55xxx-1x	95003-55001-10M <95003-55003-10M>	17.5	20.5	1 3
95003-55xxx-20	95003-55001-10M <95003-55003-10M>	17.5	20.5	1 3
95003-60xxx-1x	95003-60001-10M <95003-60003-10M>	22.0	27.0	1 3
95003-60xxx-20	95003-60001-10M <95003-60003-10M>	22.0	27.0	1 3
95003-60xxx-3x	95003-60001-60M <95003-60003-60M>	22.0	27.0	1 3
95003-60xxx-60	95003-60001-60M <95003-60003-60M>	22.0	27.0	1 3

General purpose hoses			
Standard part No.	Bulk part No.	Bulk part	
		Inner diameter (mm)	Length (m)
95005-11xxx-3x	95005-11001-30M	11.0	1
95005-11xxx-5x	95005-11001-50M	11.0	1
95005-12xxx-1x	95005-12001-10M <95005-12003-10M>	12.0	1 3
95005-12xxx-2x	95005-12001-20M	12.0	1
95005-12xxx-3x	95005-12001-30M	12.0	1
95005-12xxx-5x	95005-12001-50M	12.0	1
95005-14xxx-1x	95005-14001-10M	14.0	1
95005-14xxx-2x	95005-14001-20M <95005-14003-20M>	14.0	1 3
95005-14xxx-3x	95005-14001-30M	14.0	1
95005-14xxx-5x	95005-14001-50M	14.0	1
95005-17xxx-1x	95005-17001-10M	17.0	1
95005-17xxx-2x	95005-17001-20M	17.0	1
95005-17xxx-3x	95005-17001-30M	17.0	1
95005-17xxx-5x	95005-17001-50M	17.0	1
95005-30xxx-3x	95005-30001-30M	3.0	1
95005-30xxx-5x	95005-30001-50M	3.0	1
95005-35xxx-1x	95005-35001-10M <95005-35003-10M> <95005-35008-10M>	3.5	1 3 8
95005-35xxx-2x	95005-35001-20M	3.5	1
95005-35xxx-3x	95005-35001-30M	3.5	1
95005-35xxx-4x	95005-35001-10M <95005-35003-10M> <95005-35008-10M>	3.5	1 3 8
95005-35xxx-5x	95005-35001-50M	3.5	1
95005-45xxx-1x	95005-45001-10M <95005-45003-10M> <95005-45008-10M>	4.5	1 3 8
95005-45xxx-2x	95005-45001-20M	4.5	1
95005-45xxx-3x	95005-45001-30M	4.5	1

General purpose hoses			
Standard part No.	Bulk part No.	Bulk part	
		Inner diameter (mm)	Length (m)
95005-45xxx-4x	95005-45001-10M <95005-45003-10M> <95005-45008-10M>	4.5	1 3 8
95005-45xxx-5x	95005-45001-50M	4.5	1
95005-50xxx-3x	95005-50001-30M <95005-50003-30M>	5.0	1 3
95005-50xxx-5x	95005-50001-50M	5.0	1
95005-55xxx-1x	95005-55001-10M <95005-55003-10M> <95005-55008-10M>	5.3	1 3 8
95005-55xxx-2x	95005-55001-20M <95005-55003-20M>	5.3	1 3
95005-55xxx-4x	95005-55001-10M <95005-55003-10M> <95005-55008-10M>	5.3	1 3 8
95005-65xxx-1x	95005-65001-10M <95005-65003-10M>	6.5	1 3
95005-65xxx-2x	95005-65001-20M	6.5	1
95005-70xxx-3x	95005-70001-30M <95005-70003-30M>	7.0	1 3
95005-70xxx-5x	95005-70001-50M	7.0	1
95005-75xxx-1x	95005-75001-10M <95005-75003-10M>	7.3	1 3
95005-75xxx-2x	95005-75001-20M	7.3	1
95005-80xxx-1x	95005-80001-10M <95005-80003-10M>	8.0	1 3
95005-80xxx-2x	95005-80001-20M	8.0	1
95005-80xxx-3x	95005-80001-30M	8.0	1
95005-80xxx-5x	95005-80001-50M	8.0	1
95005-91xxx-3x	95005-91001-30M	12.0	1
95005-91xxx-5x	95005-91001-50M	12.0	1
95005-92xxx-3x	95005-92001-30M	12.0	1
95005-92xxx-5x	95005-92001-50M	12.0	1

NOTE: X is displayed to represent the omitted numerals and letters of the roman alphabet.

⊙ **CAUTION: It is DANGEROUS to confuse the fuel hose with the general purpose hose or vinyl hose.**

Never use a general purpose hose or vinyl hose in place of a fuel hose or vice versa. Always use the correct bulk part in the parts catalogue, according to the service manual or the instructions issued with the bulk part.

• Bulk part number of fuel hose, general purpose hose and vinyl hose.

(Example)

95001-75001-50M

Bulk part number: Refers to the bulk part.

Marking code (hose type): (fuel hose and general purpose hose)

Change code (for added hose): (Vinyl hose)

- Indicates number mark or change sequence, however, the code for the bulk part must be strictly 0 (zero).

Types of code:

- Fuel hose
 - 2: Red outside braid (3 mm inside dia. only)
 - 5: Black inside braid
 - 3: Red (3 mm inside dia. only)
 - 4: Ash gray with red stripe (3 mm inside dia. only)
 - 6: Black
- Vinyl hose
 - 1: Clear
 - 2: Black
 - 3: Light red
 - 6: Light red
 - 7: Pale black
- General hose
 - 1: Ash gray
 - 2: Ash gray
 - 3: Black
 - 5: Black

Lengths: 001: 1 m (standard)
003: 3 m
008: 8 m

I.D code: (fuel hose and general purpose hose)

30: 3.0 mm	11: 11 mm
35: 3.5 mm	91: 12 mm (outside dia. 15) mm
45: 4.5 mm	92: 12 mm (outside dia. 16) mm
50: 5.0 mm	12: 12 mm (outside dia. 17) mm
55: 5.3 mm, 5.5 mm	14: 14 mm
65: 6.5 mm	17: 17 mm
70: 7.0 mm	
75: 7.3 mm, 7.5 mm	
80: 8.0 mm	

ID./OD. code: (vinyl hose)

01: ID. 2.9, OD. 6.8 mm	14: ID. 6.0, OD. 9.0 mm	37: ID. 11.0, OD. 15.0 mm
03: ID. 3.0, OD. 6.0 mm	17: ID. 7.0, OD. 9.0 mm	38: ID. 12.0, OD. 13.0 mm
05: ID. 3.5, OD. 6.5 mm	19: ID. 7.0, OD. 11.0 mm	39: ID. 12.0, OD. 14.0 mm
07: ID. 4.0, OD. 7.0 mm	21: ID. 8.0, OD. 9.0 mm	40: ID. 12.0, OD. 16.0 mm
08: ID. 4.5, OD. 6.5 mm	23: ID. 8.0, OD. 12.0 mm	43: ID. 13.0, OD. 15.0 mm
09: ID. 4.5, OD. 8.0 mm	25: ID. 9.0, OD. 11.0 mm	45: ID. 14.0, OD. 18.0 mm
12: ID. 5.0, OD. 7.0 mm	27: ID. 9.0, OD. 13.0 mm	50: ID. 16.0, OD. 19.0 mm
10: ID. 5.0, OD. 8.0 mm	33: ID. 10.0, OD. 14.0 mm	55: ID. 17.5, OD. 20.5 mm
11: ID. 5.0, OD. 9.0 mm	36: ID. 11.0, OD. 13.0 mm	60: ID. 22.0, OD. 27.0 mm

Hose type: 1: Fuel hose
3: Vinyl hose
5: General hose

How to use the flat rate time (F.R.T.)

This F.R.T. (Flat Rate Time) is used to determine the standard labor time allowed for replacement of parts covered by the warranty during the period the warranty is in effect. The F.R.T. for those parts which are not listed herein should be determined from the operation closely related to the replacement of that part.

1. The F.R.T. is based on the following servicing conditions

- a. A liberal allowance is added to the net servicing time.
- b. Standard times specified are based on the condition that the necessary servicing tools listed in the service manual (motorcycle) which describes the Honda service policy are available close at hand and the work performed by a mechanic with normal skill.
- c. Time required for inspection and operational test following the servicing is included in the F.R.T.

2. Method of computing

The job times are listed in tenth of an hour to simplify computation.

(Example) 0.3 = 18 minutes
5.6 = 5 hours and 36 minutes

CONVERSION CHART			
Hours	Minutes	Hours	Minutes
0.1	6	0.6	36
0.2	12	0.7	42
0.3	18	0.8	48
0.4	24	0.9	54
0.5	30	1.0	60

3. Computing the F.R.T.

The following are only examples and do not reflect the actual F.R.T. for this product.

When several jobs are performed at the same time, make the calculation in the following manner.

a. Jobs of non duplicated nature

The F.R.T. for the job is obtained by totalling the F.R.T. for each part replaced.

(Example) Replacement of head cover gasket and oil filter.

Service item	F.R.T.
Packing, cylinder head cover	0.5
Cartridge, oil filter	0.5

The F.R.T. for the job is: $0.5 + 0.5 = 1.0$

b. Jobs of duplicated nature

Take the F.R.T. for the last part to be replaced.

(Example) Replacement of piston and cylinder head gasket.

Service item	F.R.T.
Gasket comp., cylinder head	3.0
Piston	*5.0

The F.R.T. for the job is: 5.0

c. Jobs of partially related nature

Total up the F.R.T. for all of the parts replaced and then subtract the F.R.T. for the duplicated operation (i.e., cylinder head gasket service).

(Example) Replacement of valve and cylinder head.

Service item	F.R.T.
Valve	*3.0
Head assy., cylinder	*4.0
Gasket comp., cylinder head	*2.5

The F.R.T. for the job is: $(3.0 + 4.0) - 2.5 = 4.5$

- The F.R.T. shown with (*) includes engine removal and installation.
- The parts, having the same number of man-hour, are identified by a mark "•", and classified under the title of their representative work.

4. Operations other than replacing parts

a. Removal and installation

No.	Service item	F.R.T.
1	Engine	5.0
2	Cylinder head	1.7
3	Carburetor	2.1
4	Crankcase separation	*10.8
5	Radiator	0.6
6	Final Driven Gear	1.2

b. Adjustment, measurement and cleaning

Engine

No.	Service item	F.R.T.
1	Spark plug adjustment and cleaning	0.4
2	Carburetor idle adjustment	0.1
3	Engine oil inspection	0.1
4	Compression-pressure measurement	0.6
5	Battery checking of electrolyte level and gravity	0.2
6	Carburetor float level measurement	2.7
7	Oil strainer cleaning	*11.0
8	Throttle operation adjustment	0.1
9	Carburetor synchronization adjustment	0.7
10	Exterior radiator core cleaning	0.3
11	Valve clearance adjustment	0.9

Frame

No.	Service item	F.R.T.
1	Front brake air bleeding	0.2
2	Rear brake air bleeding	0.2
3	Brake operation test	0.1
4	Headlight aiming	0.1
5	Front wheel balance	0.8
6	Rear wheel balance	1.1

c. Overhaul

No.	Service item	F.R.T.
1	Carburetor	3.6
2	Final driven gear	3.5

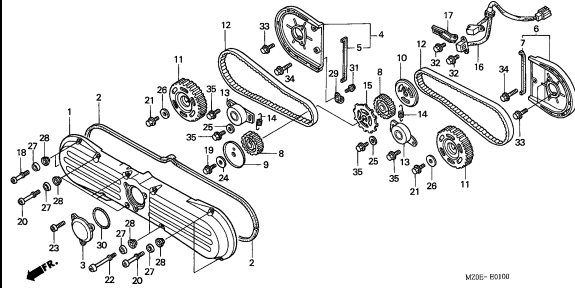
ENGINE GROUP

C 6

E-1

FRONT COVER/TIMING BELT

D 1

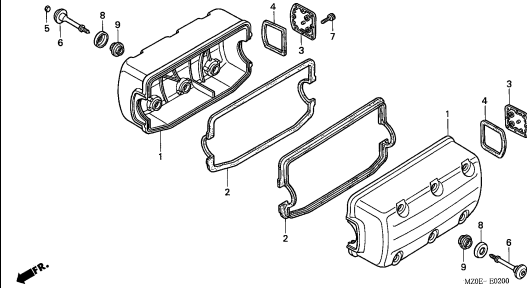


MZ0E-B0100

E-2

CYLINDER HEAD COVER

D 3

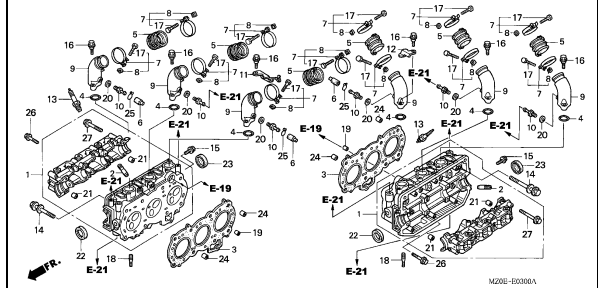


MZ0E-B0300

E-3

CYLINDER HEAD

D 4

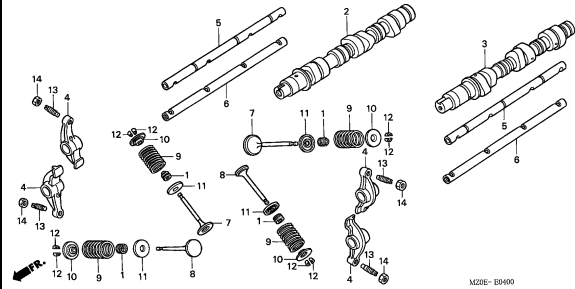


MZ0E-B0300A

E-4

CAMSHAFT/VALVE

D 6

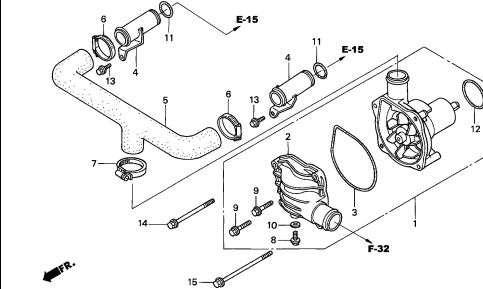


MZ0E-B0400

E-5

WATER PUMP

D 7

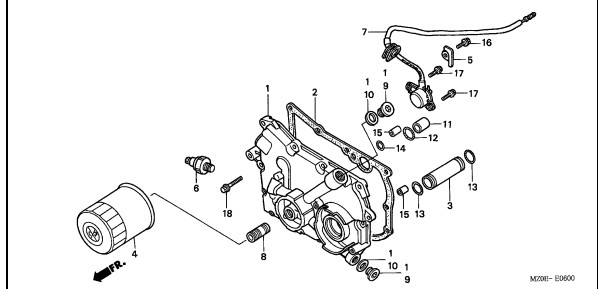


MZ0E-B0500A

E-6

TRANSMISSION COVER

D 8

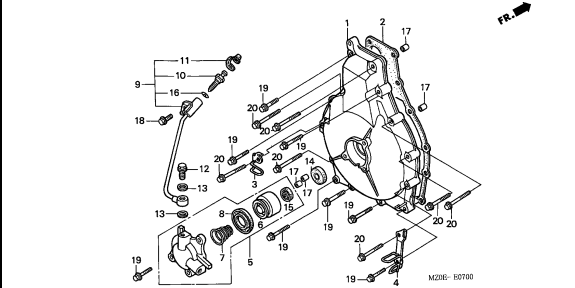


MZ0E-B0600

E-7

CLUTCH COVER

D 9

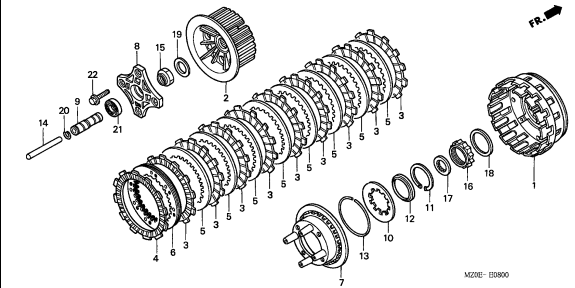


MZ0E-B0700

E-8

CLUTCH

D10

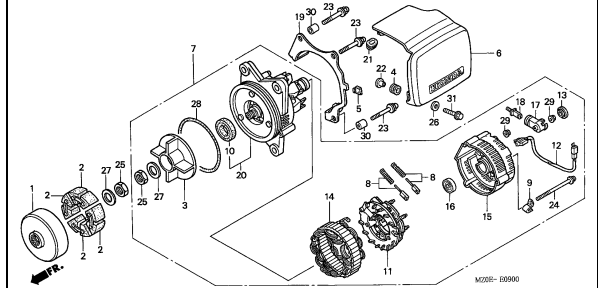


MZ0E-B0800

E-9

GENERATOR

D11



MZ0E-B0900

2

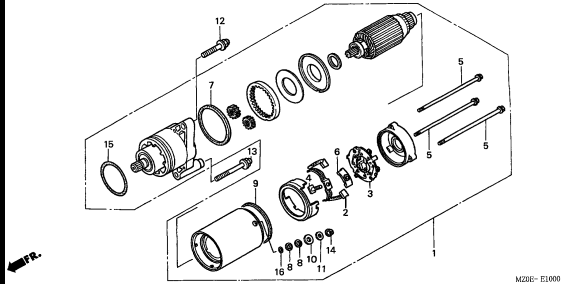
ENGINE GROUP

C 7

E-10

STARTING MOTOR

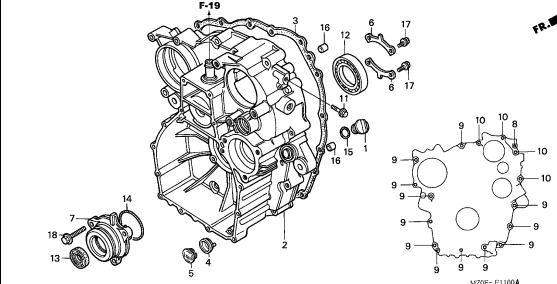
D13



E-11

REAR CASE

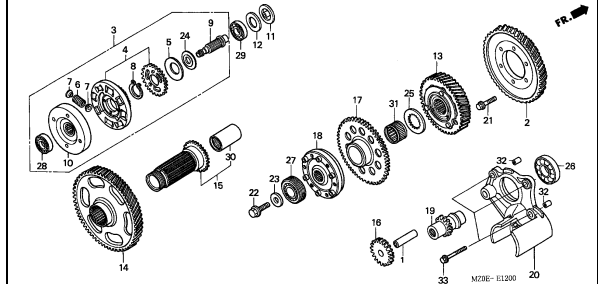
D14



E-12

PRIMARY DRIVE GEAR

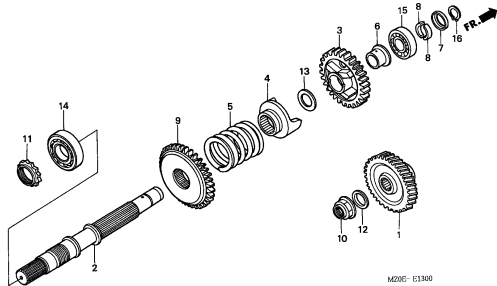
D15



E-13

FINAL SHAFT

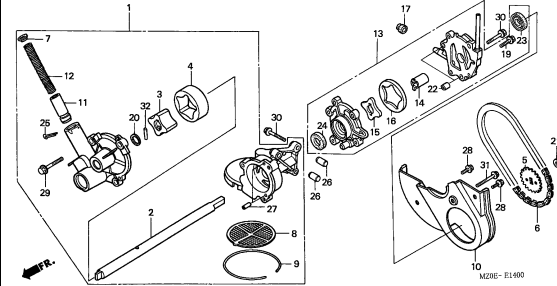
E 1



E-14

OIL PUMP

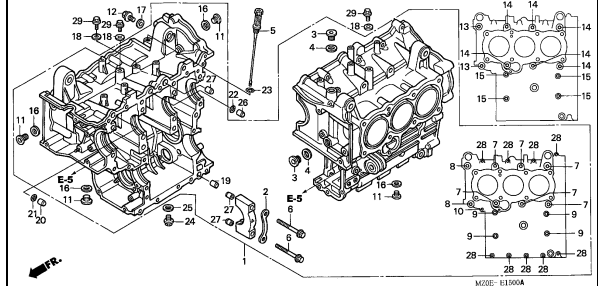
E 2



E-15

CYLINDER BLOCK

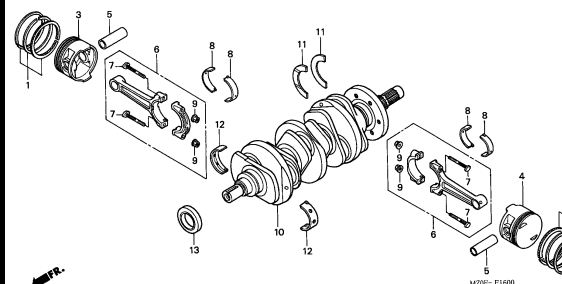
E 4



E-16

CRANKSHAFT/PISTON

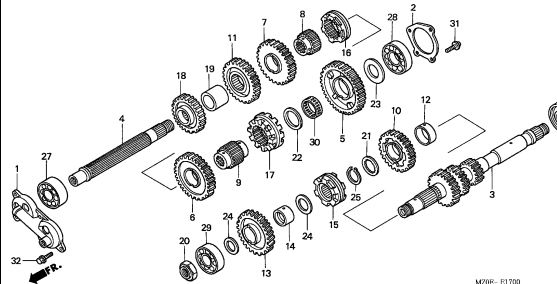
E 6



E-17

TRANSMISSION

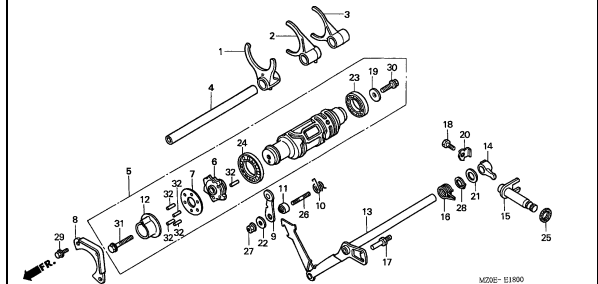
E 8



E-18

SHIFT DRUM/SHIFT FORK

E10



2

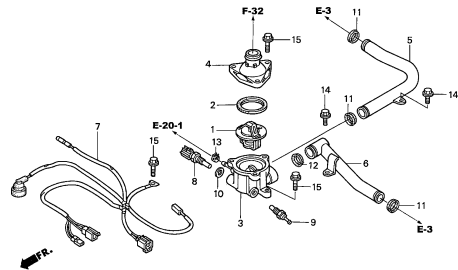
ENGINE GROUP

C 8

E-19

WATER PIPE/THERMOSTAT

E12

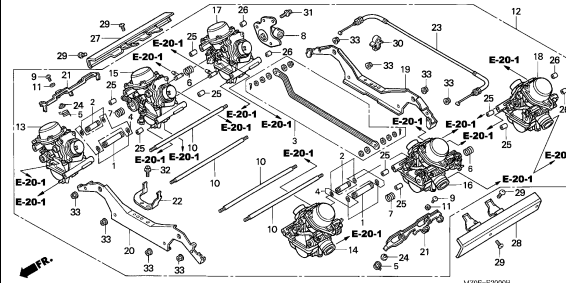


MZ06-E1900A

E-20

CARBURETOR(ASSY.)

E13

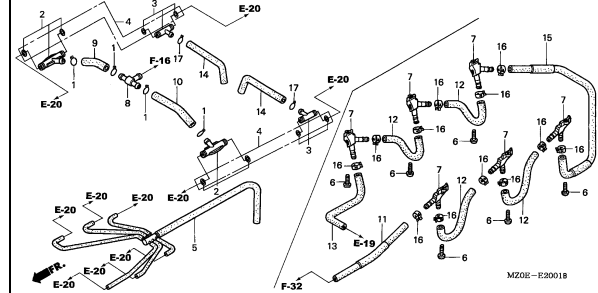


MZ06-E2000A

E-20-1

CARBURETOR(TUBING)

E15

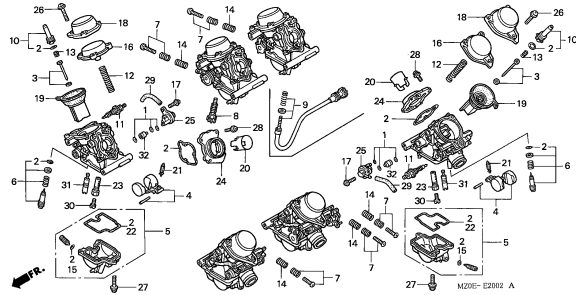


MZ06-F2001B

E-20-2

CARBURETOR (COMPONENT PARTS)

E16

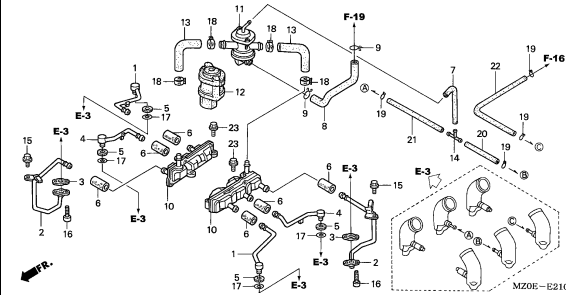


MZ06-E2002 A

E-21

AIR INJECTION CONTROL VALVE

F 2

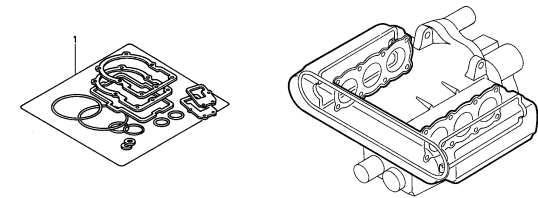


MZ06-E2100B

EOP-1

GASKET KIT A

F 3

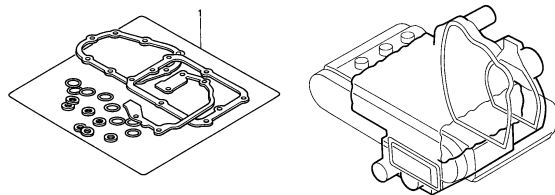


ENG1-X0008 A

EOP-2

GASKET KIT B

F 4



ENG1-X0008 A

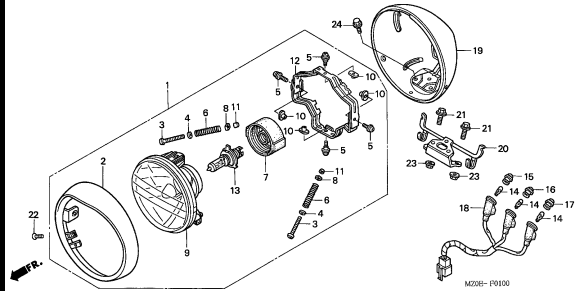
FRAME GROUP

C 9

F-1

HEADLIGHT(1)

G 1

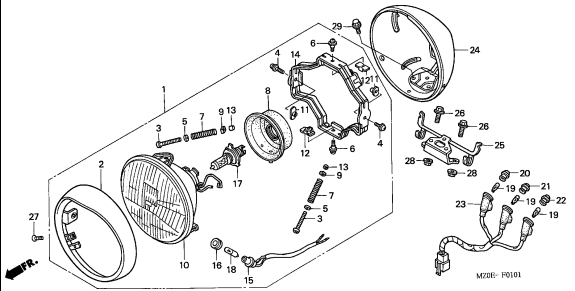


MZ08-F0100

F-1-1

HEADLIGHT(2)

G 3

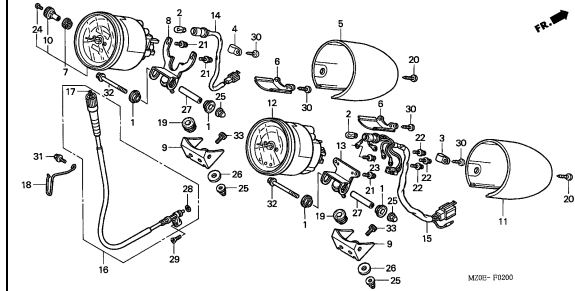


MZ08-F0101

F-2

METER

G 5

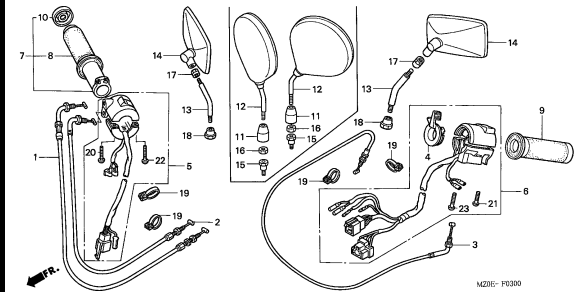


MZ08-F0200

F-3

SWITCH/CABLE

G 7

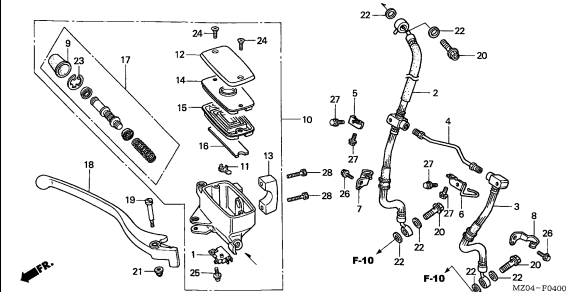


MZ08-F0300

F-4

FR. BRAKE MASTER CYLINDER

G 9

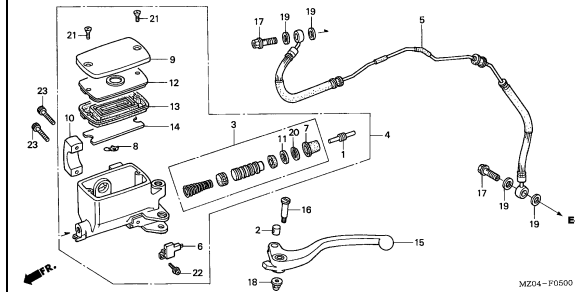


MZ04-F0400

F-5

CLUTCH MASTER CYLINDER

G11

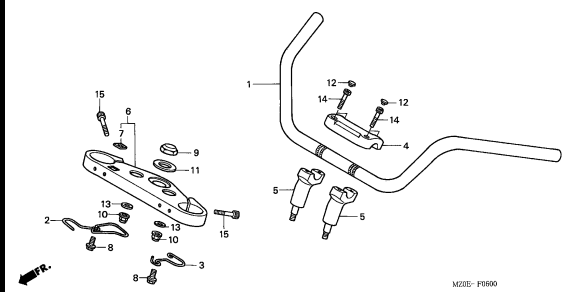


MZ04-F0500

F-6

HANDLE PIPE/TOP BRIDGE

G13

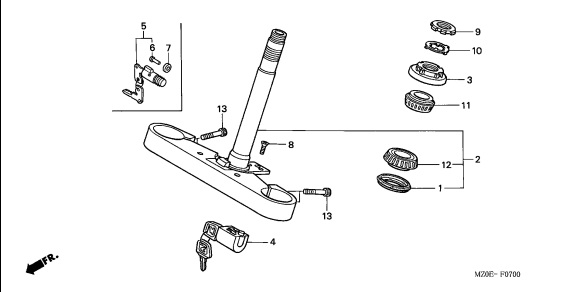


MZ08-F0600

F-7

STEERING STEM

G14

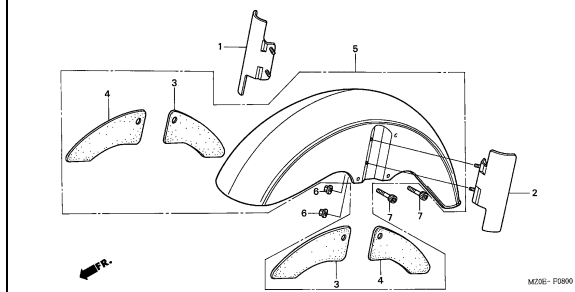


MZ08-F0700

F-8

FRONT FENDER

G15



MZ08-F0800

3

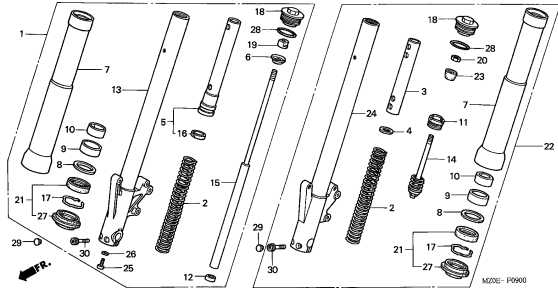
FRAME GROUP

C10

F-9

FRONT FORK

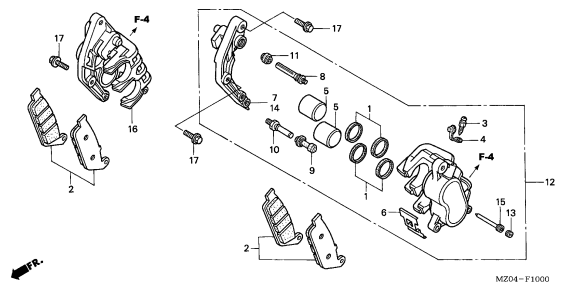
G16



F-10

FRONT BRAKE CALIPER

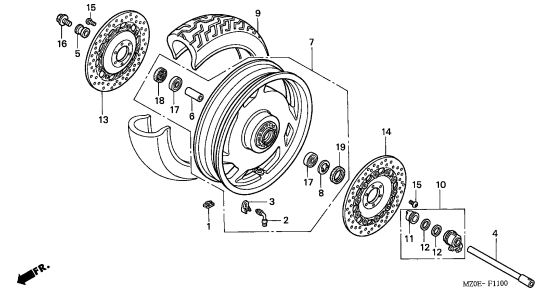
H 2



F-11

FRONT WHEEL

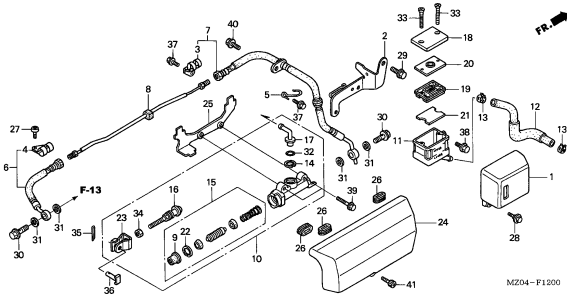
H 3



F-12

REAR BRAKE MASTER CYLINDER

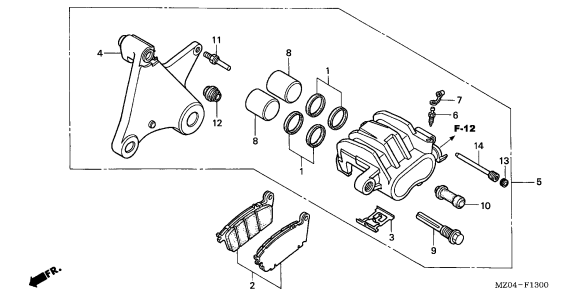
H 5



F-13

REAR BRAKE CALIPER

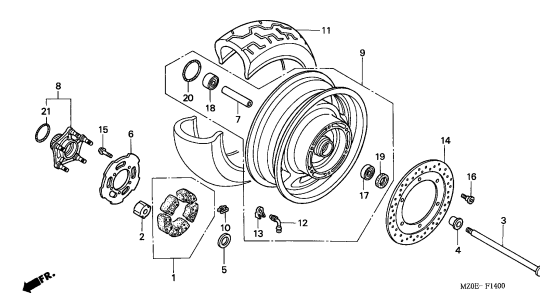
H 7



F-14

REAR WHEEL

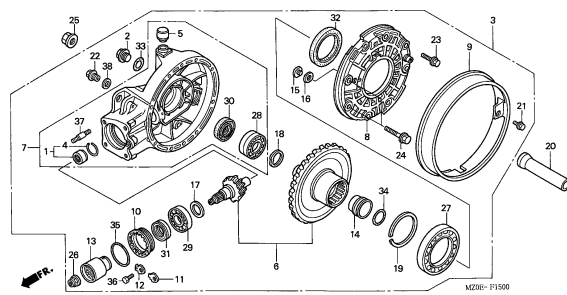
H 8



F-15

FINAL DRIVEN GEAR

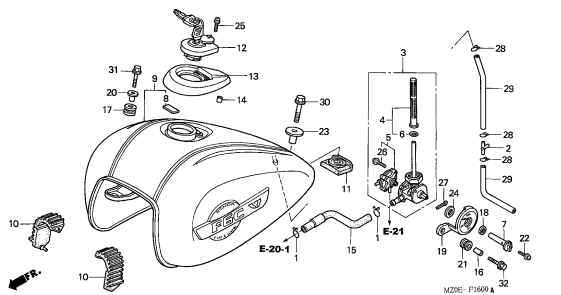
H10



F-16

FUEL TANK

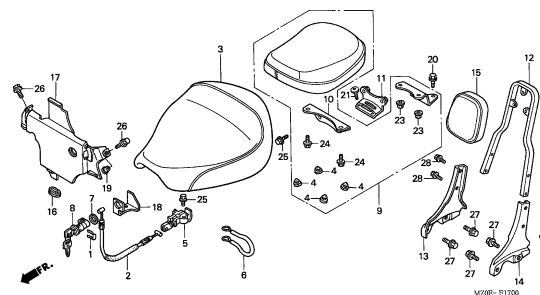
H13



F-17

SEAT

H15



3

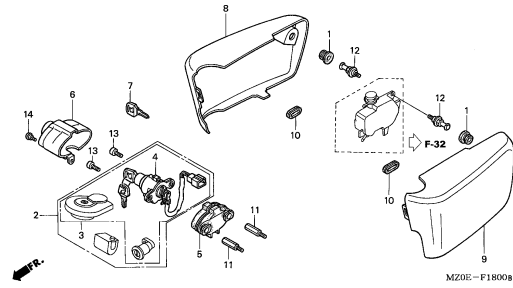
FRAME GROUP

C11

F-18

SIDE COVER

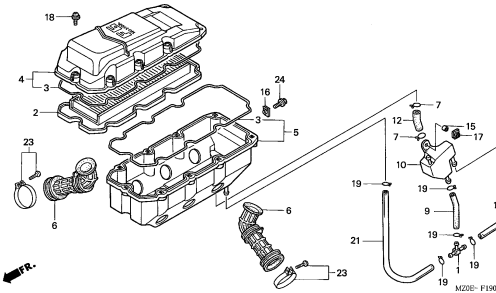
I 1



F-19

AIR CLEANER

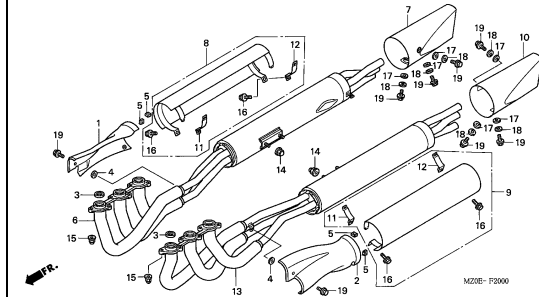
I 2



F-20

EXHAUST MUFFLER

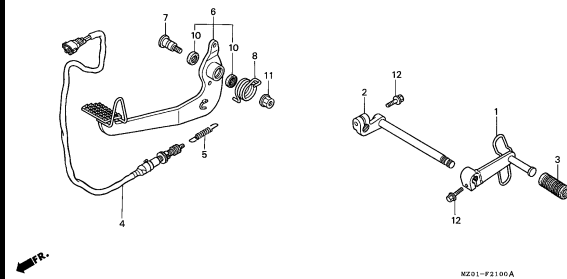
I 4



F-21

PEDAL

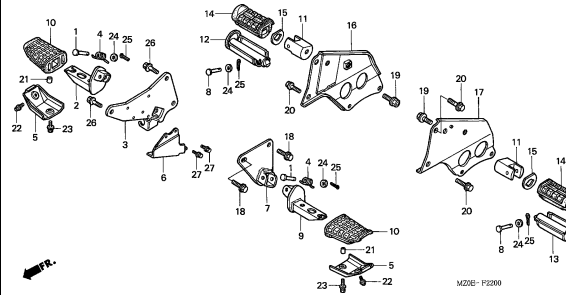
I 6



F-22

STEP

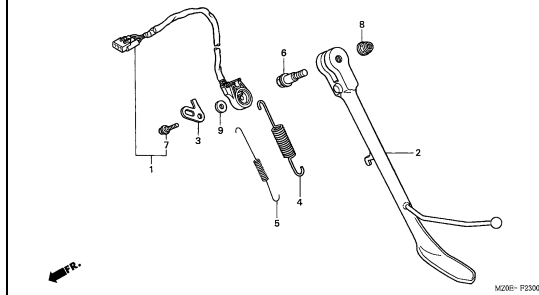
I 7



F-23

SIDE STAND

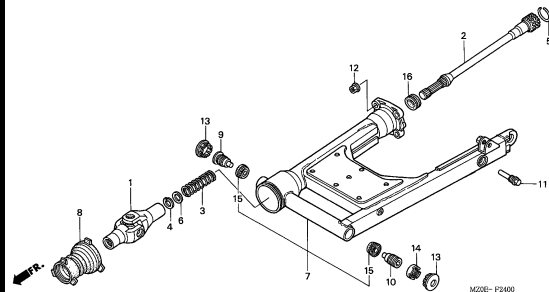
I 9



F-24

SWING ARM

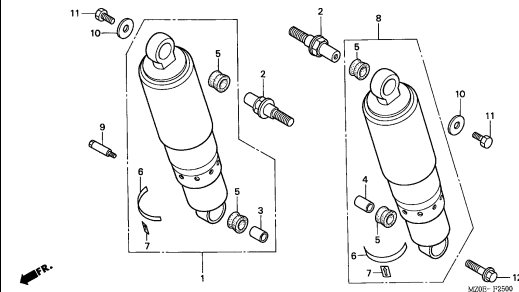
I 10



F-25

REAR CUSHION

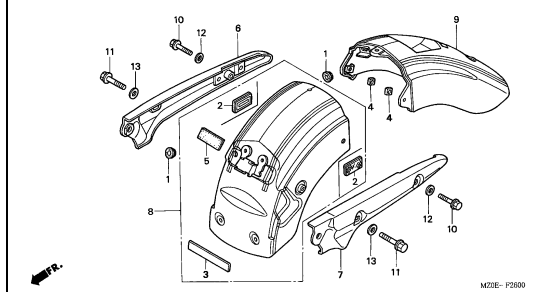
I 11



F-26

REAR FENDER/GRAB RAIL

I 12



3

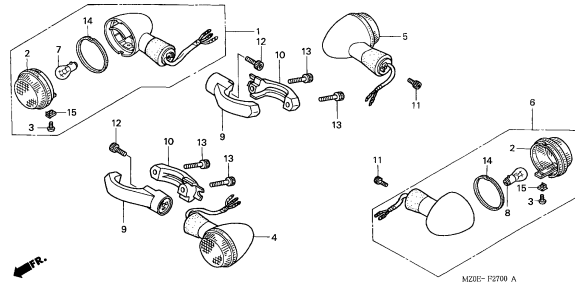
FRAME GROUP

C12

F-27

WINKER

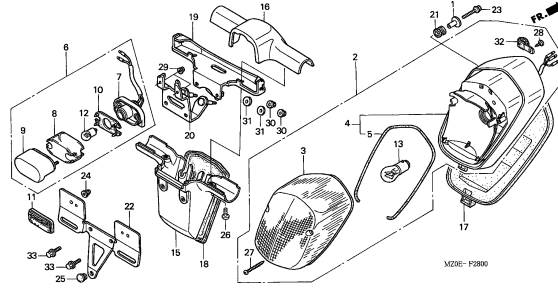
I14



F-28

TAILLIGHT(1)

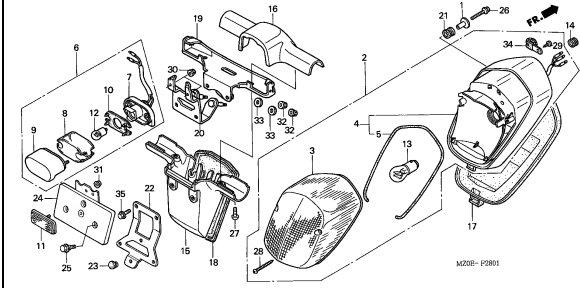
I16



F-28-1

TAILLIGHT(2)

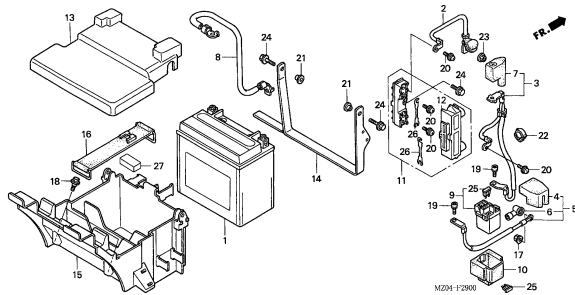
J 3



F-29

BATTERY

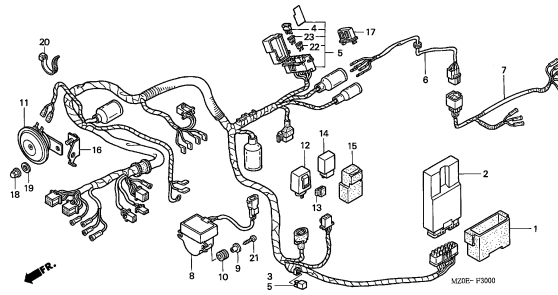
J 5



F-30

WIRE HARNESS

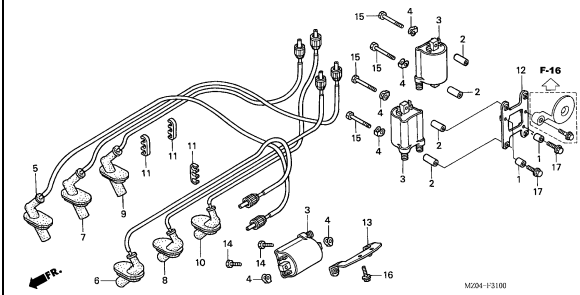
J 7



F-31

IGNITION COIL

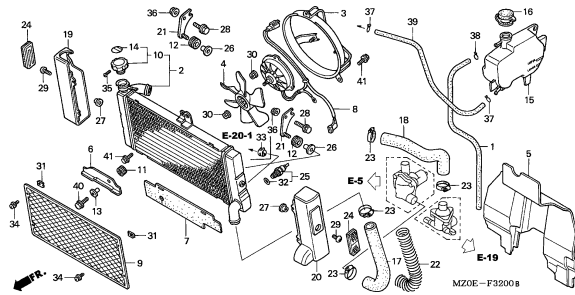
J 9



F-32

RADIATOR

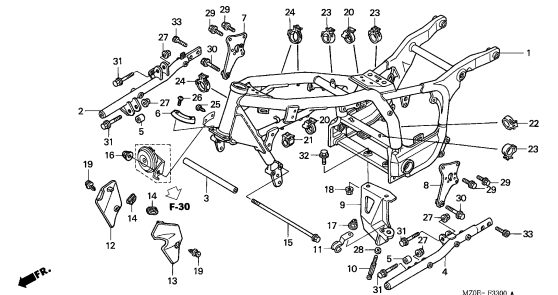
J10



F-33

FRAME BODY

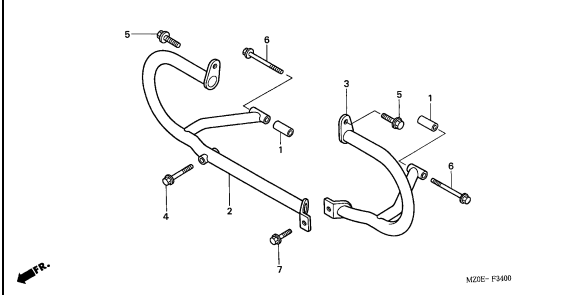
J13



F-34

ENGINE GUARD

J15



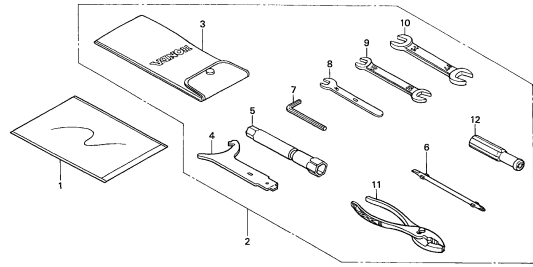
FRAME GROUP

C13

F-35

TOOLS

J16

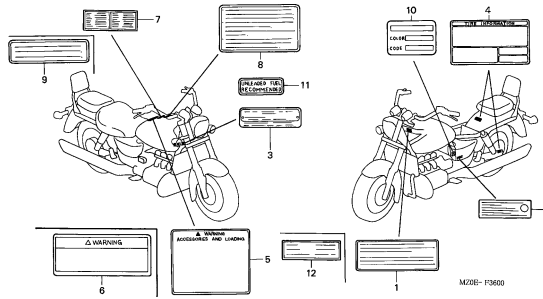


MZ0E-F3500

F-36

CAUTION LABEL

K 1

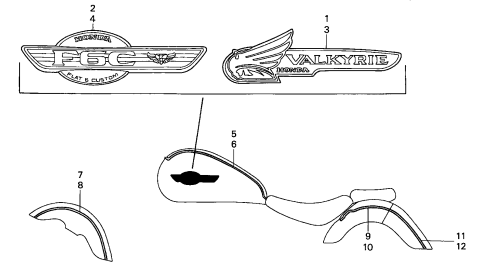


MZ0E-F3600

F-37

STRIPE/MARK

K 3



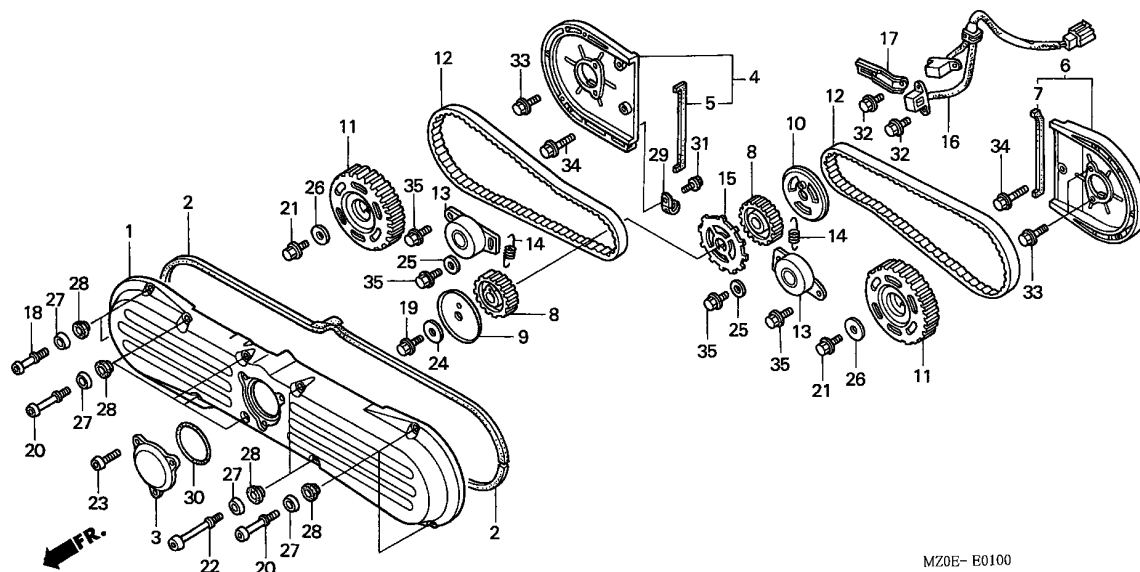
MZ0E-F3700A

3

E-1

FRONT COVER/TIMING BELT

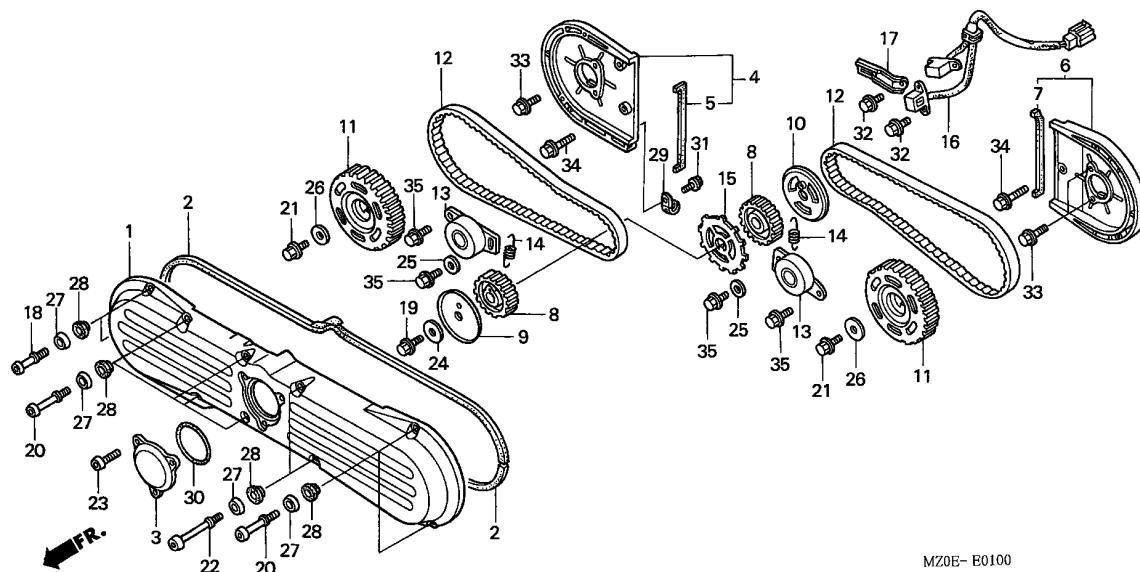
D 1



Service item	F.R.T.
COVER, TIMING	0.1
COVER, FR.	0.3
.GASKET, FR. COVER	
ADJUSTER COMP., TIMING BELT ..	0.5
(ADD 0.2 FOR EACH.)	
.BELT, TIMING	
(L. SIDE 0.7)	
.COVER COMP., L. TIMING BELT	
.COVER COMP., R. TIMING BELT	
.PULLEY COMP., TIMING BELT	
DRIVEN	
(ADD 0.2 FOR EACH.)	
IGNITION PULSE GENERATOR ASSY.	0.9
.PULLEY, TIMING BELT DRIVE	
(SAME TIME FOR TWO UNITS)	
.ROTOR, PULSER	

Ref. No.	Part No.	Description	Reqd. QTY						Serial No.	Parts catalogue code
			GL1500C			GL1500CD				
			1	2	3	1	2	3		
1	11511-MZ0-000	COVER, FR.	1	1	1	1	1	1		
2	11515-MZ0-000	GASKET, FR. COVER	2	2	2	2	2	2		
3	11531-MZ0-000	COVER, TIMING	1	1	1	1	1	1		
4	11540-MZ0-000	COVER COMP., R. TIMING BELT	1	1	1	1	1	1		
5	11542-MN5-300	PACKING, R. TIMING BELT COVER	1	1	1	1	1	1		
6	11550-MZ0-000	COVER COMP., L. TIMING BELT	1	1	1	1	1	1		
7	11552-MN5-300	PACKING, L. TIMING BELT COVER	1	1	1	1	1	1		
8	13621-MZ0-760	PULLEY, TIMING BELT DRIVE ...	2	2	2	2	2	2		
9	13622-MT8-000	PLATE A, TIMING BELT GUIDE ..	1	1	1	1	1	1		
10	13623-MN5-000	PLATE, TIMING BELT GUIDE (B)	1	1	1	1	1	1		
11	14210-MN5-000	PULLEY COMP., TIMING BELT								
		DRIVEN	2	2	2	2	2	2		
12	14401-MN5-004	BELT, TIMING	2	2	2	2	2	2		
13	14510-MG9-008	ADJUSTER COMP., TIMING BELT	2	2	2	2	2	2		
14	14516-MN5-000	SPRING, TIMING BELT ADJUSTER	2	2	2	2	2	2		
15	30291-MN5-000	ROTOR, PULSER	1	1	1	1	1	1		
16	30300-MZ0-003	IGNITION PULSE GENERATOR ASSY.	1	1	1	1	1	1		
17	30305-MN5-000	CLAMPER, PULSER CORD	1	1	1	1	1	1		
18	90004-MZ0-000	BOLT, SOCKET SPECIAL, 6X17 ..	2	2	2	2	2	2		
19	90005-MN5-000	BOLT, FLANGE, 12X30	1	1	1	1	1	1		
20	90005-MZ0-000	BOLT, SOCKET SPECIAL, 6X23 ..	6	6	6	6	6	6		
21	90006-MN5-000	BOLT, FLANGE, 8X20	2	2	2	2	2	2		
22	90006-MZ0-000	BOLT, SOCKET SPECIAL, 6X47 ..	2	2	2	2	2	2		
23	90007-MZ0-000	BOLT, SOCKET SPECIAL, 6X18 ..	3	3	3	3	3	3		
24	90402-MN5-000	WASHER, 12X33X4	1	1	1	1	1	1		

2



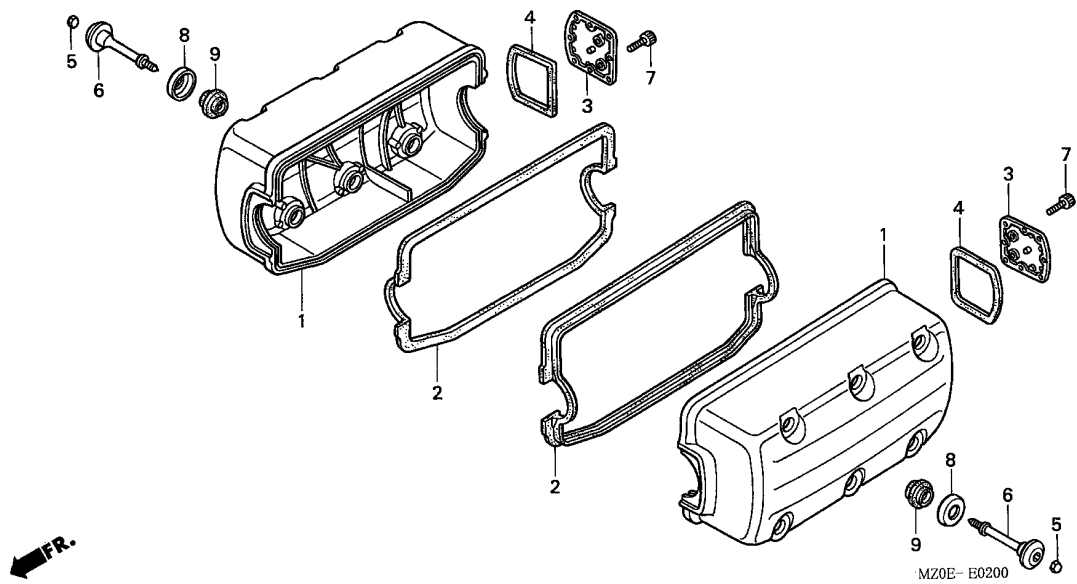
Ref. No.	Part No.	Description	Reqd. QTY						Serial No.	Parts catalogue code
			GL1500C			GL1500CD				
			1	2	3	1	2	3		
25	90406-371-000	WASHER, 8MM	2	2	2	2	2	2		
26	90435-611-000	WASHER, SPECIAL, 28X8.5X4.0 .	2	2	2	2	2	2		
27	90541-MZ0-000	WASHER, MOUNTING RUBBER	10	10	10	10	10	10		
28	90542-MZ0-000	RUBBER, MOUNTING	10	10	10	10	10	10		
29	90601-KJ9-000	CLIP, 4X50	1	1	1	1	1	1		
30	91301-107-000	O-RING, 75X2.5	1	1	1	1	1	1		
31	95701-06014-08	BOLT, FLANGE, 6X14	1	1	1	1	1	1		
32	95701-06016-08	BOLT, FLANGE, 6X16	4	4	4	4	4	4		
33	95701-06020-08	BOLT, FLANGE, 6X20	4	4	4	4	4	4		
34	95701-06028-08	BOLT, FLANGE, 6X28	2	2	2	2	2	2		
35	95701-08022-08	BOLT, FLANGE, 8X22	4	4	4	4	4	4		



E-2

CYLINDER HEAD COVER

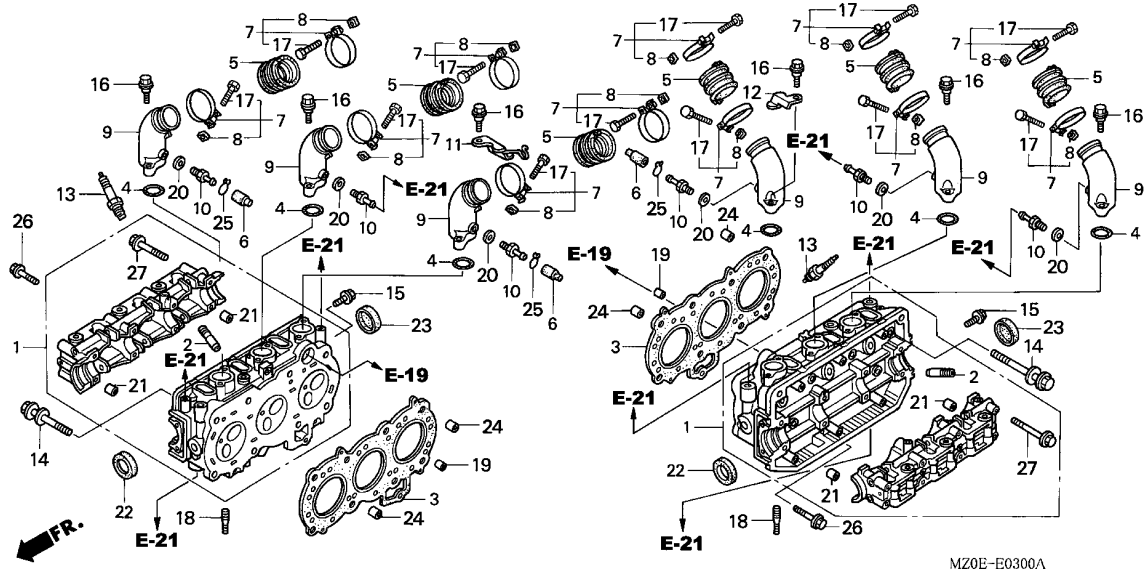
D 3



Service item	F.R.T.
COVER, RR. CYLINDER HEAD	0.1
COVER, CYLINDER HEAD	0.3
.GASKET, HEAD COVER	

Ref. No.	Part No.	Description	Reqd. QTY						Serial No.	Parts catalogue code
			GL1500C			GL1500CD				
			1	2	3	1	2	3		
1	12311-MZ0-000	COVER, CYLINDER HEAD	2	2	2	2	2	2		
2	12314-MAF-000	GASKET, HEAD COVER	2	2	2	2	2	2		
3	12317-MN5-000	COVER, RR. CYLINDER HEAD	2	2	2	2	2	2		
4	12318-MN5-000	PACKING, RR. CYLINDER HEAD COVER	2	2	2	2	2	2		
5	12392-MJ0-000	PLUG, HEX., 6MM	12	12	12	12	12	12		
6	90018-MZ0-000	BOLT, SPECIAL, 6X64	12	12	12	12	12	12		
7	90040-MN5-000	BOLT, SOCKET, 6X18	4	4	4	4	4	4		
8	90541-MB0-000	WASHER, MOUNTING RUBBER	12	12	12	12	12	12		
9	90542-MB0-000	RUBBER, MOUNTING	12	12	12	12	12	12		

2



Service item	F.R.T.
PLUG, SPARK (ADD 0.1 FOR EACH.) (WHEN SERVICING COMP., UNIT, F.R.T. IS 0.4)	0.1
MANIFOLD, INTAKE (ADD 0.1 FOR EACH.)	0.2
CAP, SEAL, 43X9	0.5
OIL SEAL, 27X43X9	0.9
GASKET, CYLINDER HEAD	1.7
GUIDE, VALVE	2.6
(INC. REAMING) (ADD 0.3 FOR EACH.) (EXC. VALVE REFACING) (ADD MORE 0.2 IF PERFORMED.)	
HEAD ASSY., CYLINDER	4.4

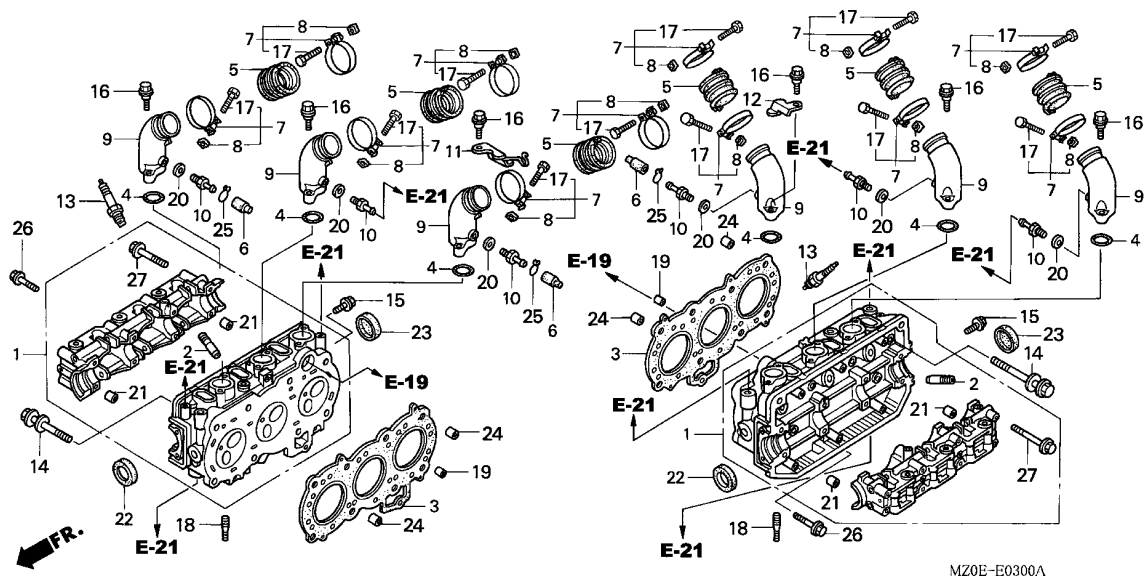
Ref. No.	Part No.	Description	Reqd. QTY						Serial No.	Parts catalogue code
			GL1500C			GL1500CD				
			1	2	3	1	2	3		
1	12200-MZ0-A00	HEAD ASSY., CYLINDER	2	2	2	2	2	2		
2	12204-MN5-305	GUIDE, VALVE (O.S.)	12	12	12	12	12	12		
3	12251-MZ0-760	GASKET, CYLINDER HEAD	2	2	2	2	2	2		
	12251-MN5-305	GASKET, CYLINDER HEAD (0.75/1.00)	(2)	(2)	(2)	(2)	(2)	(2)		
4	16075-GHB-B70	O-RING, 2.4X29	6	6	6	6	6	6		
5	16211-MZ0-000	INSULATOR, CARBURETOR	6	6	6	6	6	6		
6	16215-MV4-000	CAP, BOOST	3	3	3	3	3	3		
7	16218-MZ0-A40	BAND, INSULATOR	12	12	12	12	12	12		
8	16222-MV4-300	NUT, SQUARE, 5MM	12	12	12	12	12	12		
9	17110-MZ0-000	MANIFOLD, INTAKE	6	6	6	6	6	6		
10	17113-MT2-000	JOINT, PRESSURE BOOST (D) ...	6	6	6	6	6	6		
11	17114-MZ0-600	CLAMP COMP., CABLE	1	1	-	-	-	-	-----	E
	17115-MZ0-000	STAY, AIR FEED PIPE	1	1	-	-	-	-	-----	AR,CM,ED,F,G,SW,U
			-	-	1	1	1	1		
12	17115-MZ0-000	STAY, AIR FEED PIPE	1	1	1	1	1	1		
13	31917-MZ0-760	PLUG, SPARK, 57	6	6	6	6	6	6		
	31916-MZ0-760	PLUG, SPARK, 56	(6)	(6)	(6)	(6)	(6)	(6)		
	31918-HM5-630	PLUG, SPARK, 58	(6)	(6)	(6)	(6)	(6)	(6)		
	31918-MZ0-760	(6)	(6)	(6)	(6)	(6)	(6)		
14	90010-MT8-003	BOLT, FLANGE, 9X91	16	16	16	16	16	16		
15	90016-MN5-000	BOLT, FLANGE, 6X14	2	2	2	2	2	2		
16	90022-MZ0-000	BOLT, FLANGE CAP, 6X26	12	12	12	12	12	12		
17	90023-MM5-000	BOLT, RECESSED, 5X28	12	12	12	12	12	12		
18	90035-MN5-000	BOLT, STUD, 8-6X40	12	12	12	12	12	12		
19	90084-MN5-000	ORIFICE, 2.0	2	2	2	2	2	2		



E-3

CYLINDER HEAD

D 5



MZ0E-E0300A

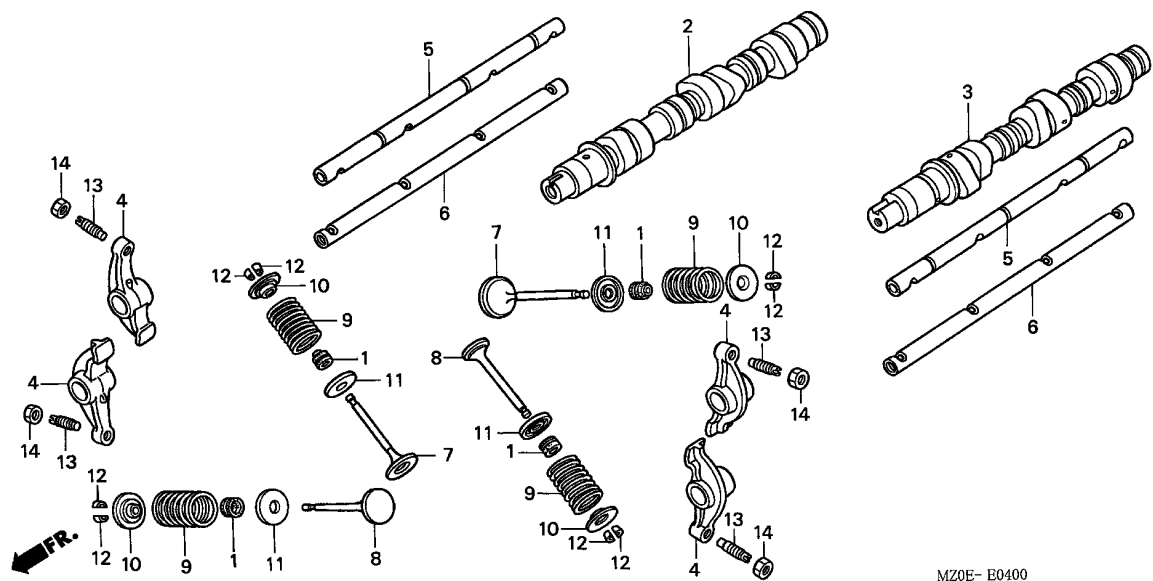
Ref. No.	Part No.	Description	Reqd. QTY						Serial No.	Parts catalogue code
			GL1500C			GL1500CD				
20	90452-323-000	WASHER, SEALING, 5MM	6	6	6	6	6	6		
21	90701-GB4-680	DOWEL PIN, 10X13.5	4	4	4	4	4	4		
22	91209-371-003	OIL SEAL, 27X43X9	2	2	2	2	2	2		
23	91209-463-013	CAP, SEAL, 43X9	2	2	2	2	2	2		
24	94301-12200	DOWEL PIN, 12X20	4	4	4	4	4	4		
25	95002-02070	CLIP, TUBE (B7)	3	3	3	3	3	3		
26	95701-06040-08	BOLT, FLANGE, 6X40	2	2	2	2	2	2		
27	95701-08080-00	BOLT, FLANGE, 8X80	16	16	16	16	16	16		

2

E-4

CAMSHAFT/VALVE

D 6



MZ0E-E0400

Service item	F.R.T.
ARM, VALVE ROCKER	0.7
(ADD 0.2 FOR EACH.)	
CAMSHAFT COMP., L.	1.1
CAMSHAFT COMP., R.	2.1
SPRING, VALVE	2.1
(ADD 0.1 FOR EACH.)	
(INC. RELATIVE PART)	
VALVE	2.3
(ADD 0.2 FOR EACH.)	
(INC. REFACING)	
(EXC. VALVE GUIDE REPLACEMENT)	

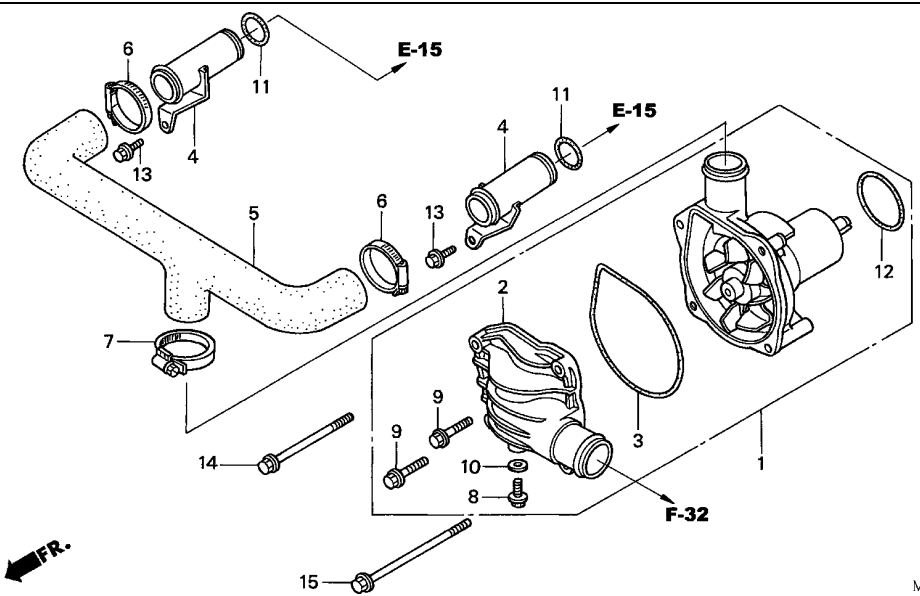
Ref. No.	Part No.	Description	Reqd. QTY						Serial No.	Parts catalogue code
			GL1500C			GL1500CD				
			1	2	3	1	2	3		
1	12209-422-005	SEAL, VALVE STEM	12	12	12	12	12	12		
2	14110-MZ0-610	CAMSHAFT COMP., R.	1	1	1	-	-	-	AR,E,ED,F,G,SW,U	
	14110-MZ0-670	1	1	1	-	-	-	CM	
			-	-	-	1	1	1		
3	14120-MZ0-610	CAMSHAFT COMP., L.	1	1	1	-	-	-	AR,E,ED,F,G,SW,U	
	14120-MZ0-670	1	1	1	-	-	-	CM	
			-	-	-	1	1	1		
4	14611-MZ0-000	ARM, VALVE ROCKER	12	12	12	12	12	12		
5	14630-MN5-010	SHAFT COMP., IN. ROCKER ARM	2	2	2	2	2	2		
6	14640-MZ0-000	SHAFT COMP., EX. ROCKER ARM	2	2	2	2	2	2		
7	14711-MZ3-000	VALVE, IN.	6	6	6	6	6	6		
8	14721-MZ3-000	VALVE, EX.	6	6	6	6	6	6		
9	14761-MZ0-000	SPRING, VALVE	12	12	12	12	12	12		
10	14771-MN5-000	RETAINER, VALVE SPRING	12	12	12	12	12	12		
11	14775-MN5-000	SEAT, VALVE SPRING	12	12	12	12	12	12		
12	14781-MB4-000	COTTER, VALVE	24	24	-	24	24	-		
	14781-HA0-770	-	-	24	-	-	24		
13	90012-414-000	SCREW, TAPPET ADJUSTING	12	12	12	12	12	12		
14	90206-590-000	NUT, TAPPET ADJUSTING	12	12	12	12	12	12		

2

E-5

WATER PUMP

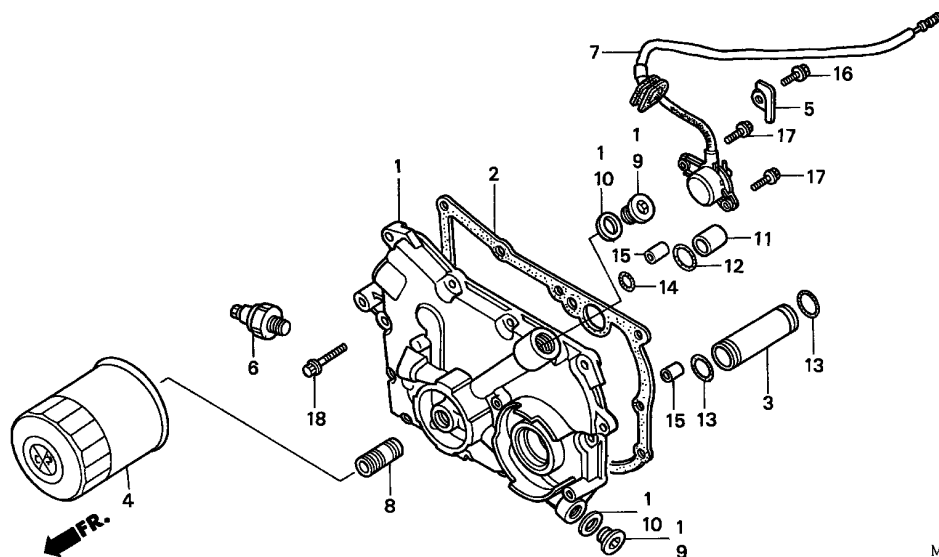
D 7



Service item	F.R.T.
GASKET, WATER PUMP COVER	0.3
COVER, WATER PUMP	0.4
.HOSE, WATER IN.	
.PIPE, WATER IN.	
(SAME TIME FOR TWO UNITS)	
PUMP ASSY., WATER	0.5

Ref. No.	Part No.	Description	Reqd. QTY						Serial No.	Parts catalogue code
			GL1500C			GL1500CD				
			1	2	3	1	2	3		
1	19200-MZ0-000	PUMP ASSY., WATER	1	1	1	1	1	1		
2	19221-MZ0-305	COVER, WATER PUMP	1	1	1	1	1	1		
3	19226-MN5-000	GASKET, WATER PUMP COVER	1	1	1	1	1	1		
4	19411-MN5-000	PIPE, WATER IN.	2	2	2	2	2	2		
5	19414-MN5-000	HOSE, WATER IN.	1	1	1	1	1	1		
6	19503-MB1-870	CLAMP, WATER HOSE	2	2	2	2	2	2		
7	19515-MJ4-670	CLAMP, WATER HOSE	1	1	1	1	1	1		
8	90013-883-000	BOLT, FLANGE, 6X12(CT200) ...	1	1	1	1	1	1		
9	90121-952-000	BOLT, FLANGE, 6X25	2	2	2	2	2	2		
10	90463-ML7-000	WASHER, SEALING, 6.5MM	1	1	1	1	1	1		
11	91301-147-023	O-RING, 18.3X2.3(ARAI)	2	2	2	2	2	2		
12	91302-MB0-013	O-RING, 32.95X2.62(ARAI)	1	1	1	1	1	1		
13	95701-06014-08	BOLT, FLANGE, 6X14	2	2	2	2	2	2		
14	95701-06060-08	BOLT, FLANGE, 6X60	1	1	1	1	1	1		
15	95701-06095-08	BOLT, FLANGE, 6X95	1	1	1	1	1	1		

2

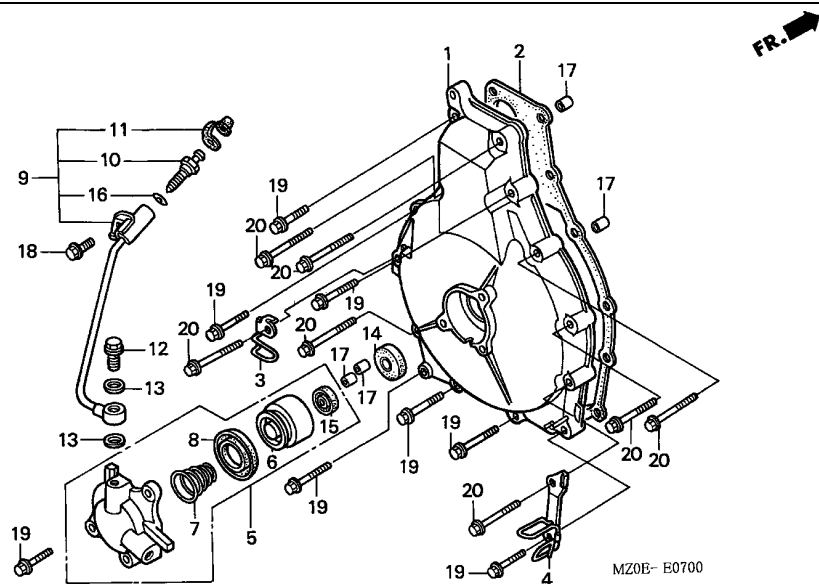


MZ0E- E0600

Service item	F.R.T.
CARTRIDGE, OIL FILTER	0.2
SWITCH ASSY., OIL PRESSURE ...	0.3
GASKET, TRANSMISSION COVER ...	0.7
PIPE, OIL PASS	
COVER COMP., TRANSMISSION	1.0
SWITCH ASSY., NEUTRAL	1.2

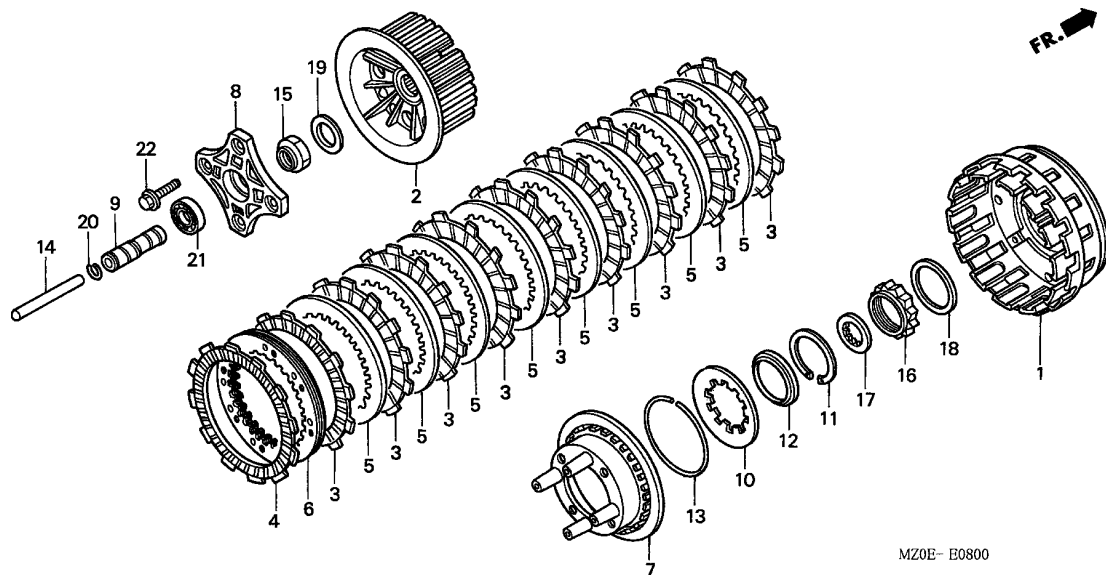
Ref. No.	Part No.	Description	Reqd. QTY						Serial No.	Parts catalogue code
			GL1500C			GL1500CD				
			1	2	3	1	2	3		
1	11360-MZ0-000	COVER COMP., TRANSMISSION ...	1	1	1	1	1	1		
2	11391-MZ0-760	GASKET, TRANSMISSION COVER ..	1	1	1	1	1	1		
3	15311-MN5-000	PIPE, OIL PASS	1	1	1	1	1	1		
4	15410-MM9-013	CARTRIDGE, OIL FILTER (TOYO ROKI)	1	1	1	1	1	1		
5	30411-MN5-000	CLAMPER, CHANGE SWITCH CORD -	1	1	1	1	1	1		
6	35500-MJ4-024	SWITCH ASSY., OIL PRESSURE (DENSO)	1	1	1	1	1	1		
7	35759-MZ0-A01	SWITCH ASSY., NEUTRAL (TOYO)	1	1	1	1	1	1		
8	90019-MB0-000	BOSS, OIL FILTER	1	1	1	1	1	1		
9	90048-MN5-000	BOLT, SEALING, 20MM	2	2	2	2	2	2		
10	90441-MN5-000	WASHER, SEALING, 20MM	2	2	2	2	2	2		
11	90706-MN5-000	DOWEL PIN, 14X12	1	1	1	1	1	1		
12	91303-377-000	O-RING, 13.8X2.5	1	1	1	1	1	1		
13	91305-MN5-003	O-RING, 15.9X2.4(ARAI)	2	2	2	2	2	2		
14	91315-MN5-004	O-RING, 5.4X3.2(NOK)	1	1	1	1	1	1		
15	94301-08140	DOWEL PIN, 8X14	2	2	2	2	2	2		
16	95701-06014-08	BOLT, FLANGE, 6X14	1	1	1	1	1	1		
17	95701-06016-08	BOLT, FLANGE, 6X16	2	2	2	2	2	2		
18	95701-06025-08	BOLT, FLANGE, 6X25	10	10	10	10	10	10		





Service item	F.R.T.
PIPE ASSY., BLEEDER	0.2
CYLINDER ASSY., SLAVE	0.4
PISTON, SLAVE CYLINDER	0.6
(INC. RELATIVE PART)	
GASKET, CLUTCH COVER	1.2
COVER, CLUTCH	1.3

Ref. No.	Part No.	Description	Reqd. QTY						Serial No.	Parts catalogue code
			GL1500C			GL1500CD				
			1	2	3	1	2	3		
1	11341-MN5-020	COVER, CLUTCH	1	1	1	1	1	1		
2	11351-MZ0-760	GASKET, CLUTCH COVER	1	1	1	1	1	1		
3	11352-MZ0-000	CLAMP A, TUBE	1	1	1	1	1	1		
4	11354-MZ0-000	CLAMP C, TUBE	1	1	1	1	1	1		
5	22860-MZ0-000	CYLINDER ASSY., SLAVE	1	1	1	1	1	1		
6	22863-MJ8-003	PISTON, SLAVE CYLINDER	1	1	1	1	1	1		
7	22864-MB0-003	SPRING, SLAVE CYLINDER	1	1	1	1	1	1		
8	22865-MJ8-003	CUP, SLAVE CYLINDER	1	1	1	1	1	1		
9	22865-MZ0-000	PIPE ASSY., BLEEDER	1	1	1	1	1	1		
10	43352-MG9-006	SCREW, BLEEDER	1	1	1	1	1	1		
11	43353-MG9-006	CAP, BLEEDER	1	1	1	1	1	1		
12	90145-KM3-751	BOLT, OIL, 10X22	1	1	1	1	1	1		
13	90545-300-000	WASHER, OIL BOLT	2	2	2	2	2	2		
14	91204-MB0-013	OIL SEAL, 8X25X8(ARAI)	1	1	1	1	1	1		
15	91209-MB0-003	OIL SEAL, 8X18X5	1	1	1	1	1	1		
16	91355-MG9-006	O-RING	1	1	1	1	1	1		
17	94301-08140	DOWEL PIN, 8X14	4	4	4	4	4	4		
18	95701-06014-08	BOLT, FLANGE, 6X14	1	1	1	1	1	1		
19	95701-06028-08	BOLT, FLANGE, 6X28	10	10	10	10	10	10		
20	95701-06040-08	BOLT, FLANGE, 6X40	7	7	7	7	7	7		

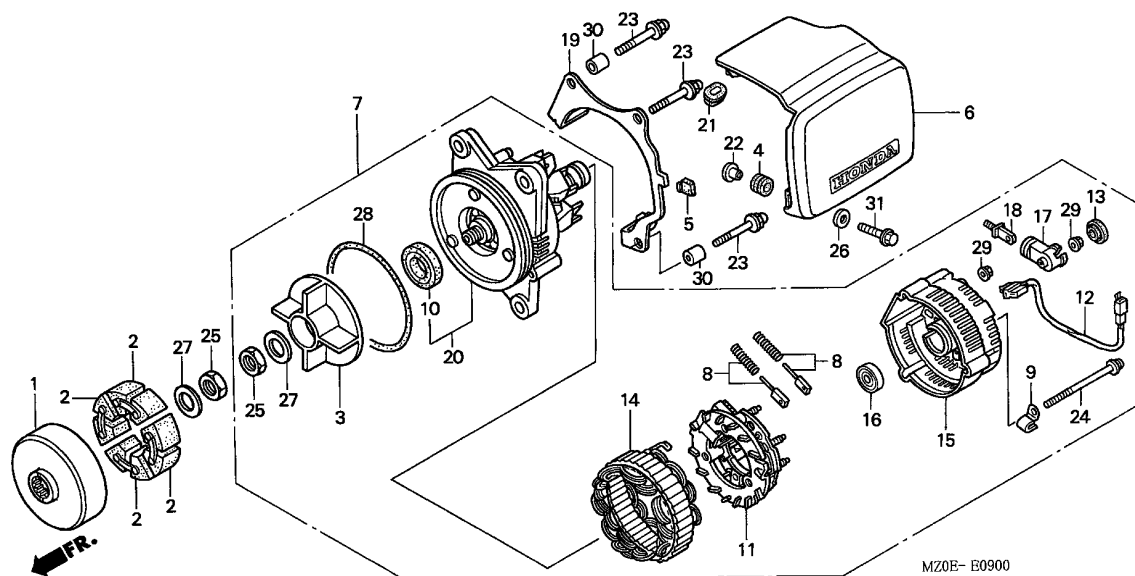


Service item	F.R.T.
BEARING, RADIAL BALL, 6201 ...	1.2
.ROD, CLUTCH LIFTER	
PLATE, CLUTCH LIFTER	1.3
CENTER COMP., CLUTCH	1.7
.DISK, CLUTCH FRICTION (SAME TIME FOR TWO UNITS OR MORE)	
(INC. RELATIVE PART)	
.PLATE, CLUTCH PRESSURE	
.SPRING, CLUTCH	
OUTER COMP., CLUTCH	2.2

MZ0E-E0800

Ref. No.	Part No.	Description	Reqd. QTY						Serial No.	Parts catalogue code
			GL1500C			GL1500CD				
			1	2	3	1	2	3		
1	22100-MT8-010	OUTER COMP., CLUTCH	1	1	1	1	1	1		
2	22120-MZ0-000	CENTER COMP., CLUTCH	1	1	1	1	1	1		
3	22201-MZ0-000	DISK A, CLUTCH FRICTION	9	9	9	9	9	9		
4	22202-MZ0-000	DISK B, CLUTCH FRICTION	1	1	1	1	1	1		
5	22321-MN5-000	PLATE A, CLUTCH	8	8	8	8	8	8		
6	22322-MZ0-000	PLATE COMP. B, CLUTCH	1	1	1	1	1	1		
7	22350-MN5-000	PLATE, CLUTCH PRESSURE (30T)	1	1	1	1	1	1		
8	22361-MN5-000	PLATE, CLUTCH LIFTER	1	1	1	1	1	1		
9	22366-MN5-000	PIECE, CLUTCH END	1	1	1	1	1	1		
10	22402-MN5-000	SPRING, CLUTCH	1	1	1	1	1	1		
11	22422-MN5-000	RING, CLUTCH SPRING SETTING	1	1	1	1	1	1		
12	22423-MN5-000	SEAT, CLUTCH SPRING (A)	1	1	1	1	1	1		
13	22425-MN5-000	SEAT, CLUTCH SPRING (B)	1	1	1	1	1	1		
14	22851-MN5-010	ROD, CLUTCH LIFTER	1	1	1	1	1	1		
15	90206-MZ0-000	NUT, HEX., 22MM	1	1	1	1	1	1		
16	90245-MN5-000	NUT, LOCK, 40MM	1	1	1	1	1	1		
17	90403-MN5-000	WASHER, SPLINE, 25MM	1	1	1	1	1	1		
18	90491-MN5-000	WASHER, SPRING, 40MM	1	1	1	1	1	1		
19	90498-MN5-000	WASHER, 22.2X35X2.6	1	1	1	1	1	1		
20	90602-KE1-000	CLIP, 10.6	1	1	1	1	1	1		
21	91008-MN5-003	BEARING, RADIAL BALL, 6201 (TOYO)	1	1	1	1	1	1		
22	95701-06018-08	BOLT, FLANGE, 6X18	4	4	4	4	4	4		

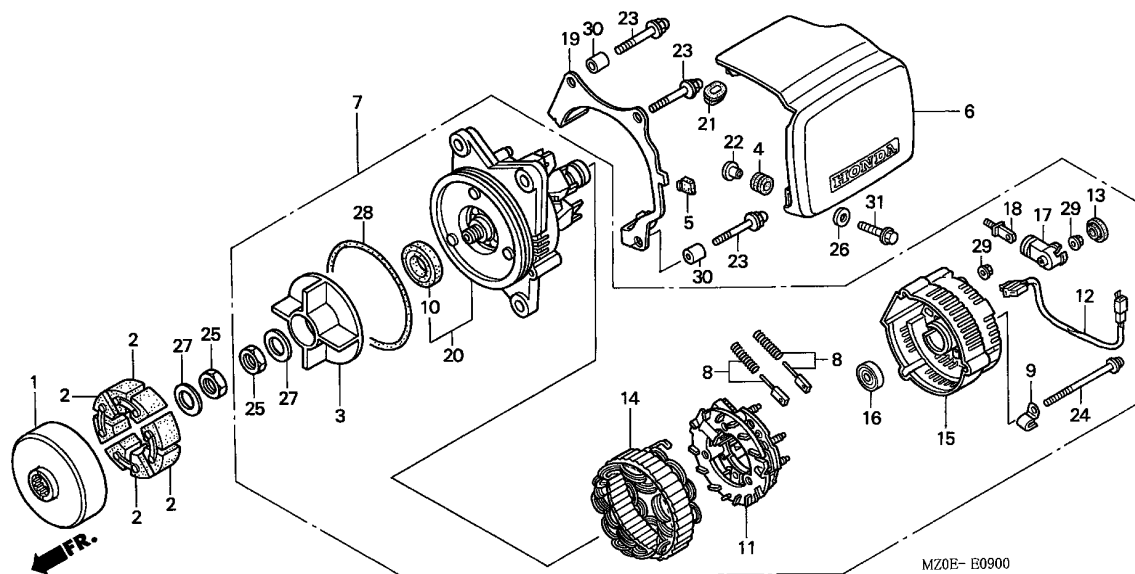




Service item	F.R.T.
COVER, A.C. GENERATOR	0.1
CORD COMP., A.C. GENERATOR ...	0.2
.RUBBER, A.C. GENERATOR DAMPER (SAME TIME FOR TWO UNITS OR MORE)	
COUPLE, A.C. GENERATOR	0.3
.COVER, RR. GENERATOR ASSY., A.C.	0.4
BRUSH	0.6
(SAME TIME FOR TWO UNITS)	
CORE COMP., ROTOR	0.7
.RECTIFIER COMP., REGULATE	

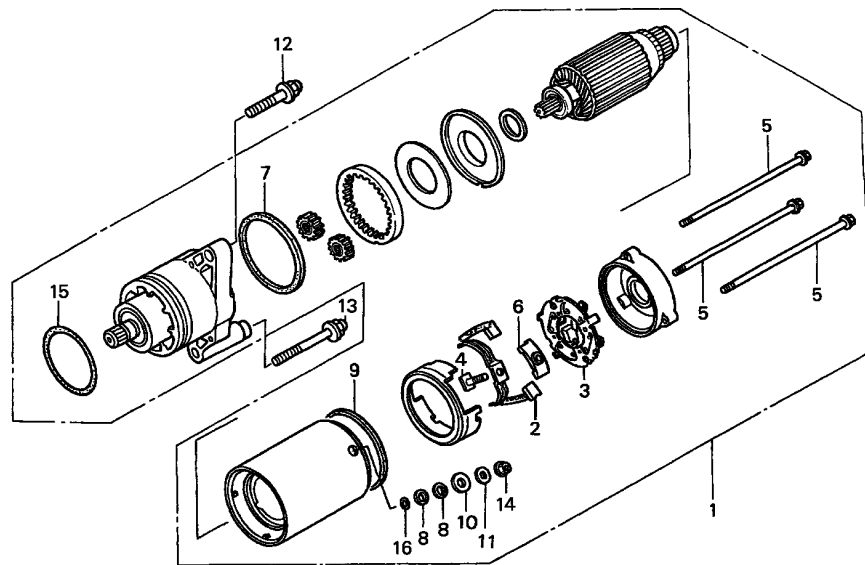
Ref. No.	Part No.	Description	Reqd. QTY						Serial No.	Parts catalogue code
			GL1500C			GL1500CD				
			1	2	3	1	2	3		
1	13531-MT8-000	COUPLE, A.C. GENERATOR (A) ..	1	1	1	1	1	1		
2	13534-MN5-020	RUBBER, A.C. GENERATOR DAMPER	4	4	4	4	4	4		
3	13541-MN5-000	COUPLE, A.C. GENERATOR (B) ..	1	1	1	1	1	1		
4	17622-GB7-900	RUBBER, CUSHION	1	1	1	1	1	1		
5	18293-MN0-000	RUBBER, PROTECTOR	1	1	1	1	1	1		
6	21333-MZ0-A00	COVER, A.C. GENERATOR	1	1	1	1	1	1		
7	31100-MZ0-015	GENERATOR ASSY., A.C. (HITACHI)	1	1	1	1	1	1		
8	31101-MN5-005	BRUSH	2	2	2	2	2	2		
9	31103-MN5-005	CLAMP, A.C. GENERATOR CORD ..	1	1	1	1	1	1		
10	31104-MN5-005	OIL SEAL (HITACHI)	1	1	1	1	1	1		
11	31105-MN5-005	RECTIFIER COMP., REGULATE ...	1	1	1	1	1	1		
12	31108-MZ0-005	CORD COMP., A.C. GENERATOR ..	1	1	1	1	1	1		
13	31109-MN5-005	CAP, TERMINAL	1	1	1	1	1	1		
14	31110-MN5-005	CORE COMP., STATOR (HITACHI)	1	1	1	1	1	1		
15	31112-MN5-015	COVER, RR.	1	1	1	1	1	1		
16	31113-MN5-005	BEARING, RR. (HITACHI)	1	1	1	1	1	1		
17	31114-MN5-005	HOUSING, OUT PUT (HITACHI) ..	1	1	1	1	1	1		
18	31115-MN5-005	TERMINAL, OUT PUT (HITACHI) ..	1	1	1	1	1	1		
19	31115-MZ0-000	STAY COMP., A.C. GENERATOR COVER	1	1	1	1	1	1		
20	31120-MBY-005	CORE COMP., ROTOR	1	1	1	1	1	1		
21	83551-300-000	GROMMET, AIR CLEANER CASE ...	1	1	1	1	1	1		
22	84706-163-670	COLLAR, TAILLIGHT MOUNTING ..	1	1	1	1	1	1		
23	90024-MZ0-000	BOLT, FLANGE CAP, 8X38	3	3	3	3	3	3		





Ref. No.	Part No.	Description	Reqd. QTY						Serial No.	Parts catalogue code
			GL1500C			GL1500CD				
			1	2	3	1	2	3		
24	90062-MN5-005	BOLT, A.C. GENERATOR	3	3	3	3	3	3		
25	90204-MN5-000	NUT, HEX., 14MM	2	2	2	2	2	2		
26	90406-ZV5-000	WASHER, 6MM	1	1	-	1	1	-		
	90406-ZV5-010	-	-	1	-	-	1		
27	90408-MN5-000	WASHER, 14.2X23X2.6	2	2	2	2	2	2		
28	91320-MN5-003	O-RING, 84.5X4 (ARAI)	1	1	1	1	1	1		
29	94071-05080	NUT-WASHER, 5MM	5	5	5	5	5	5		
30	94301-10160	DOWEL PIN, 10X16	2	2	2	2	2	2		
31	96001-06020-02	BOLT, FLANGE, 6X20	1	1	1	1	1	1		





MZ0E-E1000

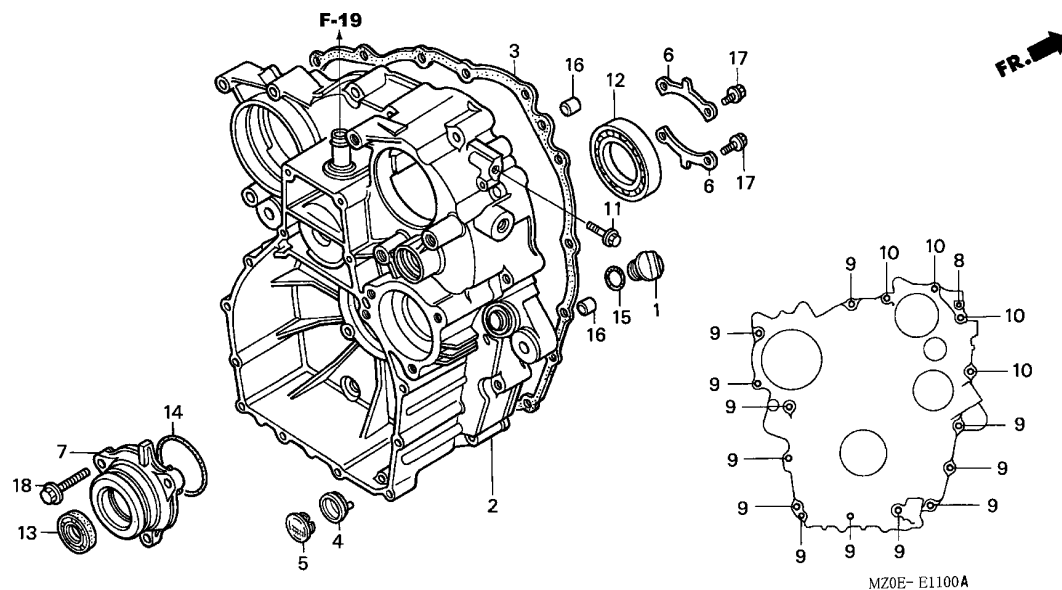
Service item	F.R.T.
MOTOR ASSY., STARTER	0.6
BRUSH SET, TERMINAL	0.9
.HOLDER SET, BRUSH	

Ref. No.	Part No.	Description	Reqd. QTY						Serial No.	Parts catalogue code
			GL1500C			GL1500CD				
			1	2	3	1	2	3		
1	31200-MZ0-003	MOTOR ASSY., STARTER (MITSUBA)	1	1	1	1	1	1		
2	31201-MT8-008	BRUSH SET, TERMINAL	1	1	1	1	1	1		
3	31203-MT8-008	HOLDER SET, BRUSH	1	1	1	1	1	1		
4	31204-MN5-008	BOLT, TERMINAL	1	1	1	1	1	1		
5	31205-MT8-008	BOLT, SETTING	3	3	3	3	3	3		
6	31206-MN5-008	INSULATOR, TERMINAL	1	1	1	1	1	1		
7	31207-KS5-901	RING	1	1	1	1	1	1		
8	31207-MN5-008	WASHER, INSULATOR	2	2	2	2	2	2		
9	31207-179-711	RING, SEAL	1	1	1	1	1	1		
10	31208-MN5-008	WASHER, INSULATOR	1	1	1	1	1	1		
11	31209-MN5-008	WASHER, 6MM	1	1	1	1	1	1		
12	90024-MZ0-000	BOLT, FLANGE CAP, 8X38	2	2	2	2	2	2		
13	90027-MZ0-000	BOLT, FLANGE CAP, 8X60	1	1	1	1	1	1		
14	90071-MB0-000	NUT-WASHER, 6MM	1	1	1	1	1	1		
15	91309-MN5-008	O-RING, 59.6X2.4	1	1	1	1	1	1		
16	91320-MB0-000	O-RING	1	1	1	1	1	1		

E-11

REAR CASE

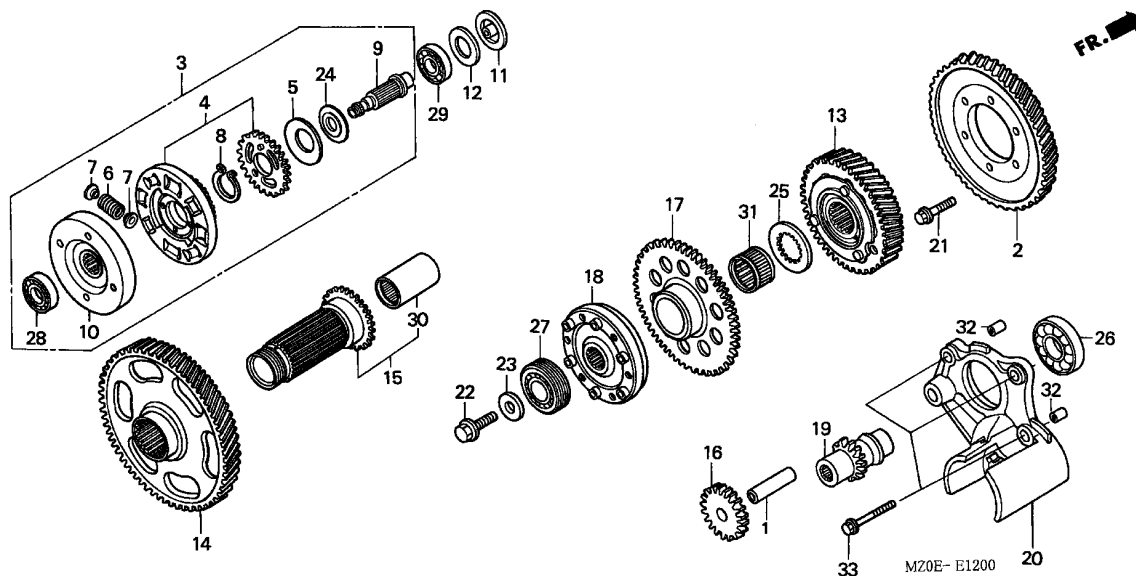
D14



Service item	F.R.T.
HOLDER, FINAL SHAFT BEARING ..	2.0
GASKET, RR. CASE	*6.5
BEARING, RADIAL BALL, 6010 ...	*6.6
CASE COMP., RR.	*6.8

Ref. No.	Part No.	Description	Reqd. QTY						Serial No.	Parts catalogue code
			GL1500C			GL1500CD				
			1	2	3	1	2	3		
1	15611-MB0-000	CAP, OIL FILLER	1	1	1	1	1	1		
2	21110-MZ0-000	CASE COMP., RR.	1	1	1	1	1	1		
3	21112-MZ0-760	GASKET, RR. CASE	1	1	1	1	1	1		
4	21116-MT8-000	BODY, SCAVENGE OIL PUMP								
		STRAINER	1	1	1	1	1	1		
5	21117-MT8-000	CAP, SCAVENGE OIL PUMP								
		STRAINER	1	1	1	1	1	1		
6	21122-MN5-000	PLATE, PRIMARY BEARING SETTING	2	2	2	2	2	2		
7	23751-MN5-000	HOLDER, FINAL SHAFT BEARING ..	1	1	1	1	1	1		
8	90016-MN5-000	BOLT, FLANGE, 6X14	1	1	1	1	1	1		
9	90025-MZ0-000	BOLT, FLANGE CAP, 8X45	12	12	12	12	12	12		
10	90026-MZ0-000	BOLT, FLANGE CAP, 8X55	4	4	4	4	4	4		
11	90125-KR3-000	BOLT, SPECIAL FLANGE, 8X12 ..	1	1	1	1	1	1		
12	91002-MN5-003	BEARING, RADIAL BALL, 6010								
		(NTN)	1	1	1	1	1	1		
13	91204-MN5-005	OIL SEAL, 28X48X9(NOK)	1	1	1	1	1	1		
14	91304-MN5-003	O-RING, 63X3(ARAI)	1	1	1	1	1	1		
15	91307-425-003	O-RING, 21.5X3.2	1	1	1	1	1	1		
16	94301-10160	DOWEL PIN, 10X16	2	2	2	2	2	2		
17	95701-06016-08	BOLT, FLANGE, 6X16	4	4	4	4	4	4		
18	95701-08028-02	BOLT, FLANGE, 8X28	3	3	3	3	3	3		

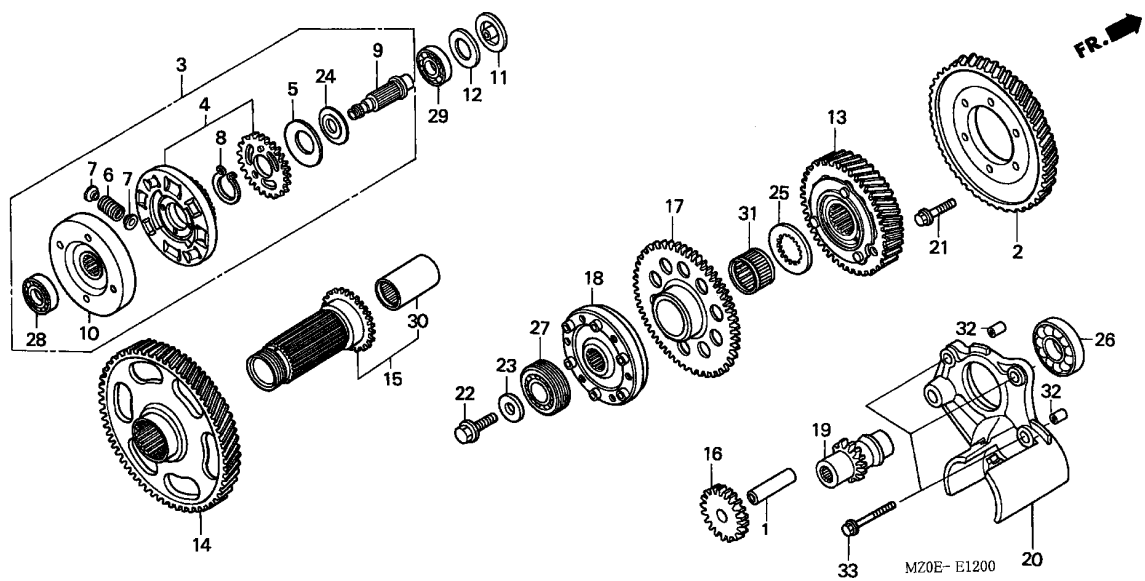
2



Service item	F.R.T.
GEAR, STARTER IDLE	*6.5
GEAR ASSY., A.C. GENERATOR DRIVEN	*6.7
(INC. RELATIVE PART)	
.GEAR COMP., STARTER DRIVEN	
.GEAR, STARTER DRIVE	
.HOLDER, STARTER DRIVE GEAR	
.OUTER COMP., STARTING CLUTCH	
GEAR COMP., PRIMARY DRIVE	*6.8
.GEAR, PRIMARY DRIVEN	
BOSS COMP., PRIMARY DRIVEN	
.GEAR, A.C. GENERATOR DRIVE	*6.9

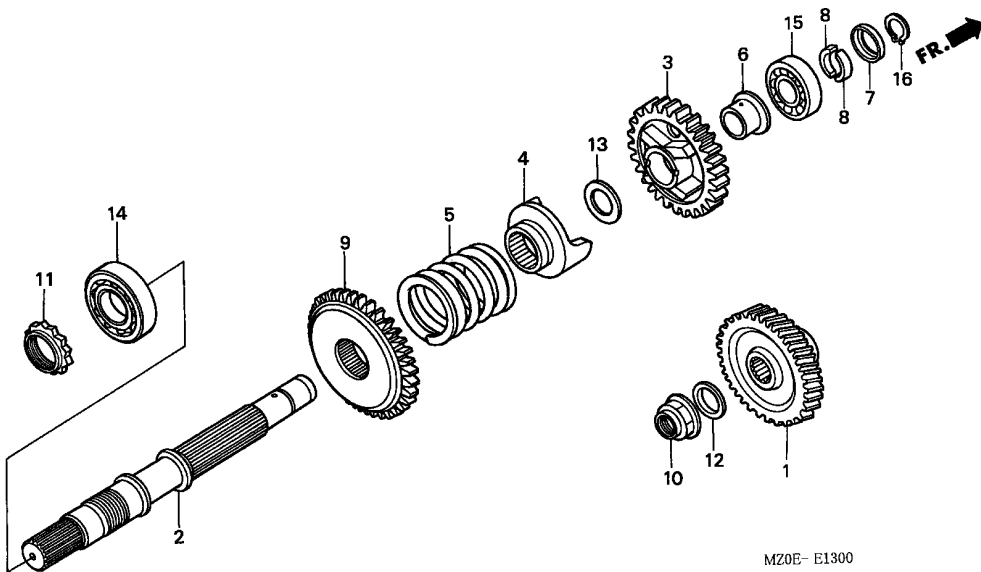
Ref. No.	Part No.	Description	Reqd. QTY						Serial No.	Parts catalogue code
			GL1500C			GL1500CD				
			1	2	3	1	2	3		
1	13111-122-000	PIN, PISTON, 10X33	1	1	1	1	1	1		
2	13321-MZ0-000	GEAR, A.C. GENERATOR DRIVE (96T)	1	1	1	1	1	1		
3	13430-MZ0-000	GEAR ASSY., A.C. GENERATOR DRIVEN	1	1	1	1	1	1		
4	13434-MZ0-305	GEAR SET, A.C. GENERATOR DRIVEN	1	1	1	1	1	1		
5	13435-MZ0-300	SPRING, A.C. GENERATOR FRICTION	1	1	1	1	1	1		
6	13436-MN5-004	SPRING, A.C. GENERATOR DAMPER	8	8	8	8	8	8		
7	13438-MN5-310	SEAT, DAMPER SPRING	16	16	16	16	16	16		
8	13439-MZ0-300	SPRING, A.C. GENERATOR DRIVEN GEAR	1	1	1	1	1	1		
9	13452-MN5-310	SHAFT, A.C. GENERATOR DRIVEN	1	1	1	1	1	1		
10	13456-MN5-320	FLYWHEEL, A.C. GENERATOR (B)	1	1	1	1	1	1		
11	13459-MT8-000	PLATE, A.C. GENERATOR SHAFT OIL PASS	1	1	1	1	1	1		
12	13538-MT8-000	SPRING, THRUST	1	1	1	1	1	1		
13	23110-MN5-010	GEAR COMP., PRIMARY DRIVE (49T)	1	1	1	1	1	1		
14	23121-MN5-000	GEAR, PRIMARY DRIVEN (78T) ..	1	1	1	1	1	1		
15	23130-MN5-000	BOSS COMP., PRIMARY DRIVEN GEAR	1	1	1	1	1	1		
16	28106-MN5-010	GEAR, STARTER IDLE (19T)	1	1	1	1	1	1		
17	28110-MN5-000	GEAR COMP., STARTER DRIVEN (66T)	1	1	1	1	1	1		





Ref. No.	Part No.	Description	Reqd. QTY						Serial No.	Parts catalogue code
			GL1500C			GL1500CD				
			1	2	3	1	2	3		
18	28125-MN5-014	OUTER COMP., STARTING CLUTCH	1	1	1	1	1	1		
19	28141-MN5-000	GEAR, STARTER DRIVE (15T) ...	1	1	1	1	1	1		
20	28151-MN5-300	HOLDER, STARTER DRIVE GEAR ..	1	1	1	1	1	1		
21	90004-MN5-000	BOLT, UBS, 8X20	6	6	6	6	6	6		
22	90005-MN5-000	BOLT, FLANGE, 12X30	1	1	1	1	1	1		
23	90402-MN5-000	WASHER, 12X33X4	1	1	1	1	1	1		
24	90413-MN5-000	WASHER, 19.7X40X2.6	1	1	1	1	1	1		
25	90493-MN5-000	WASHER, SPLINE, 28MM	1	1	1	1	1	1		
26	91007-MN5-003	BEARING, RADIAL BALL, 6904 (NTN)	1	1	1	1	1	1		
27	91009-MN5-003	BEARING, RADIAL BALL, 6205 ..	1	1	1	1	1	1		
28	91015-MN5-003	BEARING, RADIAL BALL, 6003 (TOYO)	1	1	1	1	1	1		
29	91016-MN5-003	BEARING, RADIAL BALL, 6003U (TOYO)	1	1	1	1	1	1		
30	91024-MN5-003	BEARING, NEEDLE, 28X35X60 ...	1	1	1	1	1	1		
31	91027-PC9-E01	BEARING, NEEDLE, 36X41X18.3 .	1	1	1	1	1	1		
32	94301-08140	DOWEL PIN, 8X14	2	2	2	2	2	2		
33	95701-06032-08	BOLT, FLANGE, 6X32	3	3	3	3	3	3		





MZ0E-E1300

Service item	F.R.T.
BEARING, BALL, 22X52X15	*6.6
GEAR, FINAL DRIVE	*7.1
SHAFT, FINAL GEAR	*7.2
(INC. RELATIVE PART)	

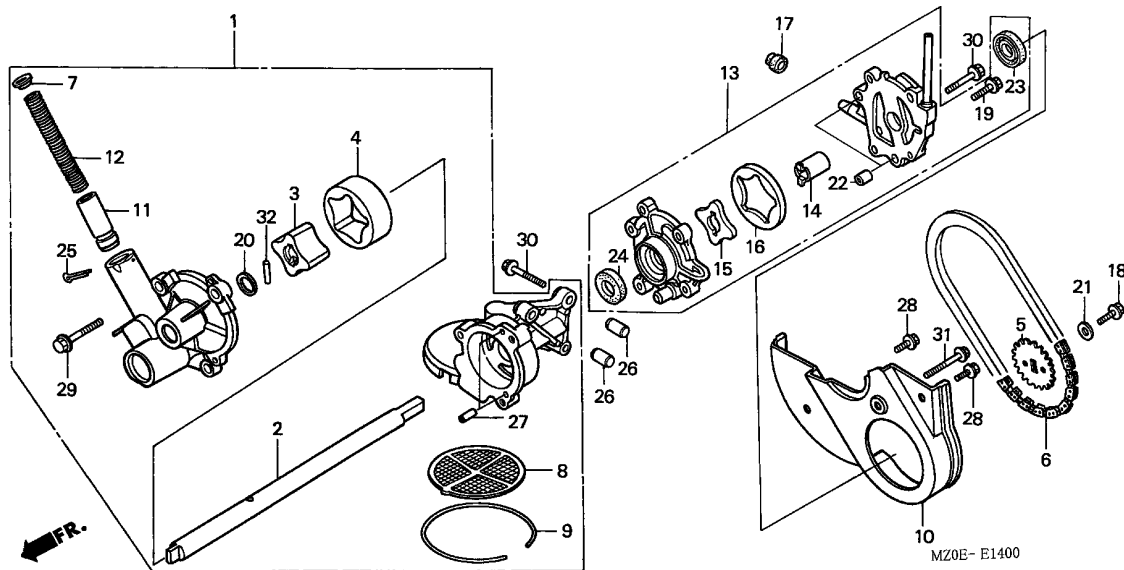
Ref. No.	Part No.	Description	Reqd. QTY						Serial No.	Parts catalogue code
			GL1500C			GL1500CD				
			1	2	3	1	2	3		
1	23501-MZ0-610	GEAR, FINAL DRIVE (33T)	1	1	1	-	-	-	-----	AR,E,ED,F,G,SW,U
	23501-MZ0-000	GEAR, FINAL DRIVE (35T)	1	1	1	-	-	-	-----	CM
2	23511-MN5-000	SHAFT, FINAL GEAR	-	-	-	1	1	1		
3	23521-MZ0-610	GEAR, FINAL DRIVEN (31T)	1	1	1	-	-	-	-----	AR,E,ED,F,G,SW,U
	23521-MZ0-000	GEAR, FINAL DRIVEN (34T)	1	1	1	-	-	-	-----	CM
4	23721-MN5-000	LIFTER, FINAL DAMPER	-	-	-	1	1	1		
5	23732-MN5-000	SPRING, FINAL DAMPER	1	1	1	1	1	1		
6	23733-MN5-000	COLLAR, 22X26X27.1	1	1	1	1	1	1		
7	23741-MN5-000	RETAINER, FINAL SHAFT	1	1	1	1	1	1		
8	23742-MN5-000	WASHER, SPRING STOPPER	2	2	2	2	2	2		
9	28178-MN5-000	GEAR, REVERSE DRIVEN (45T) ..	1	1	1	1	1	1		
10	90205-MN5-000	NUT, SPECIAL, 22MM	1	1	1	1	1	1		
11	90241-MB0-000	NUT, LOCK, 30MM	1	1	1	1	1	1		
12	90421-MN5-003	WASHER, SPRING, 22MM	1	1	1	1	1	1		
13	90498-MN5-000	WASHER, 22.2X35X2.6	1	1	1	1	1	1		
14	91005-MN5-003	BEARING, BALL, 22X52X15	1	1	1	1	1	1		
15	91011-MN5-003	BEARING, RADIAL BALL, 6206 (TOYO)	1	1	1	1	1	1		
16	94510-22000	CIRCLIP, EXTERNAL, 22MM	1	1	1	1	1	1		

2

E-14

OIL PUMP

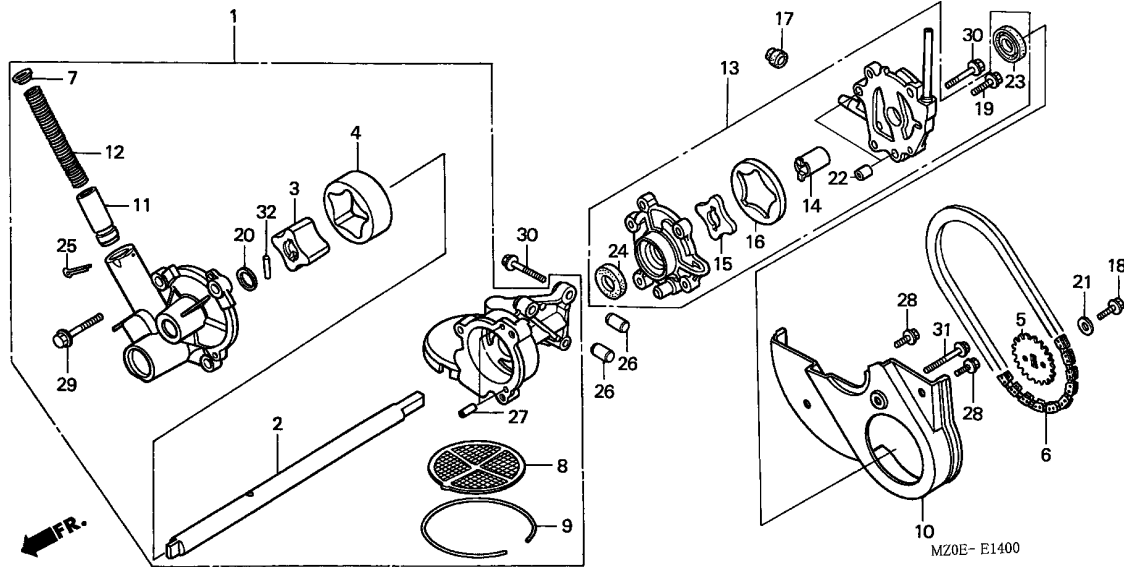
E 2



Service item	F.R.T.
CHAIN, OIL PUMP DRIVE	*6.9
.SPROCKET, OIL PUMP DRIVEN	
PUMP ASSY., SCAVENGE OIL	*7.1
(INC. RELATIVE PART)	
SCREEN COMP., OIL PUMP	*11.0
PUMP ASSY., OIL	*11.2
(INC. RELATIVE PART)	

Ref. No.	Part No.	Description	Reqd. QTY						Serial No.	Parts catalogue code
			GL1500C			GL1500CD				
			1	2	3	1	2	3		
1	15110-MN5-030	PUMP ASSY., OIL	1	1	1	1	1	1		
2	15111-MN5-020	SHAFT, OIL PUMP	1	1	1	1	1	1		
3	15124-MJ0-000	ROTOR, INNER	1	1	1	1	1	1		
4	15125-MJ0-000	ROTOR, OUTER	1	1	1	1	1	1		
5	15134-MN5-000	SPROCKET, OIL PUMP DRIVEN (24T)	1	1	1	1	1	1		
6	15135-MN5-003	CHAIN, OIL PUMP DRIVE (DAIDO) (SC-0412HX54L)	1	1	1	1	1	1		
7	15142-371-000	SEAT, RELIEF VALVE	1	1	1	1	1	1		
8	15150-MG7-000	SCREEN COMP., OIL PUMP	1	1	1	1	1	1		
9	15160-PA5-003	RING, SNAP, 92MM	1	1	1	1	1	1		
10	15171-MN5-000	GUIDE, OIL PUMP CHAIN	1	1	1	1	1	1		
11	15231-MN5-010	VALVE, RELIEF	1	1	1	1	1	1		
12	15232-MN5-000	SPRING, RELIEF VALVE	1	1	1	1	1	1		
13	15240-MAM-000	PUMP ASSY., SCAVENGE OIL	1	1	1	1	1	1		
14	15243-MN5-010	COLLAR, OIL PUMP	1	1	1	1	1	1		
15	15244-MN5-000	ROTOR, INNER	1	1	1	1	1	1		
16	15245-MN5-000	ROTOR, OUTER	1	1	1	1	1	1		
17	15247-MN5-000	GROMMET, SCAVENGE OIL PUMP ..	1	1	1	1	1	1		
18	90021-KE8-010	BOLT, HEX., 6X16	1	1	1	1	1	1		
19	90121-952-000	BOLT, FLANGE, 6X25	1	1	1	1	1	1		
20	90456-MC7-000	WASHER, THRUST, 13MM	1	1	1	1	1	1		
21	90488-MB0-000	WASHER, 6X2.3	1	1	1	1	1	1		
22	90501-MB0-000	DOWEL PIN, 8X14	2	2	2	2	2	2		
23	91211-MN5-003	OIL SEAL, 16X24X4	1	1	1	1	1	1		





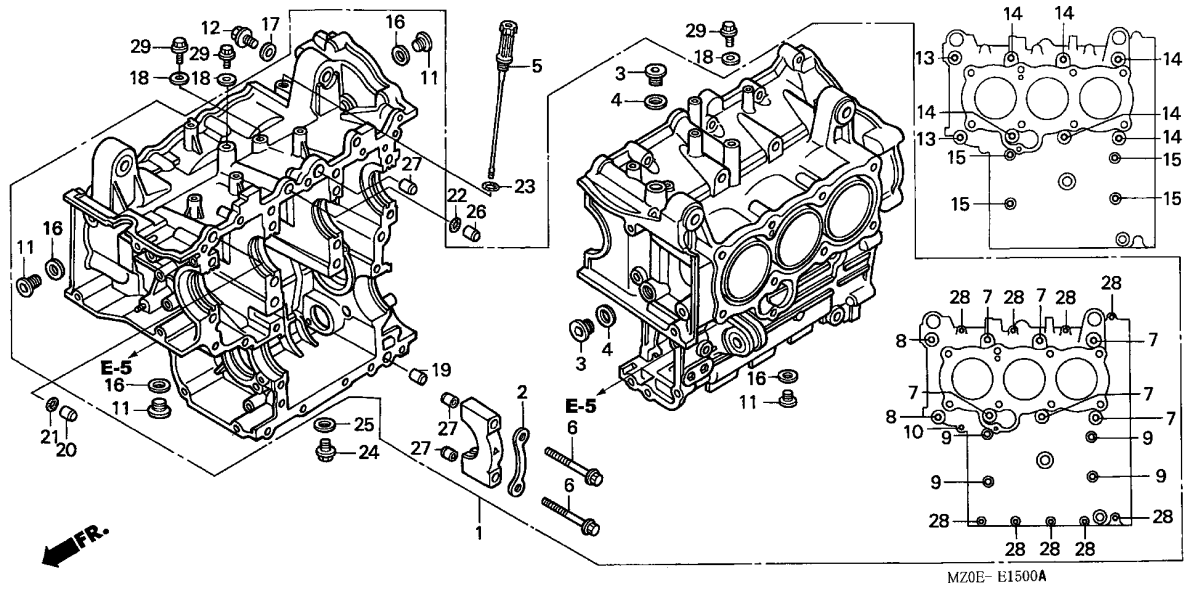
MZ0E- E1400

Ref. No.	Part No.	Description	Reqd. QTY						Serial No.	Parts catalogue code
			GL1500C			GL1500CD				
24	91212-MN5-003	OIL SEAL, 13X21X4	1	1	1	1	1	1		
25	94201-30250	PIN, SPLIT, 3.0X25	1	1	1	1	1	1		
26	94301-08140	DOWEL PIN, 8X14	2	2	2	2	2	2		
27	94303-05080	DOWEL PIN, 5X8	2	2	2	2	2	2		
28	95701-06014-08	BOLT, FLANGE, 6X14	2	2	2	2	2	2		
29	95701-06022-00	BOLT, FLANGE, 6X22	3	3	3	3	3	3		
30	95701-06032-08	BOLT, FLANGE, 6X32	5	5	5	5	5	5		
31	95701-06045-08	BOLT, FLANGE, 6X45	1	1	1	1	1	1		
32	96220-50178	ROLLER, 5X17.8	1	1	1	1	1	1		

E-15

CYLINDER BLOCK

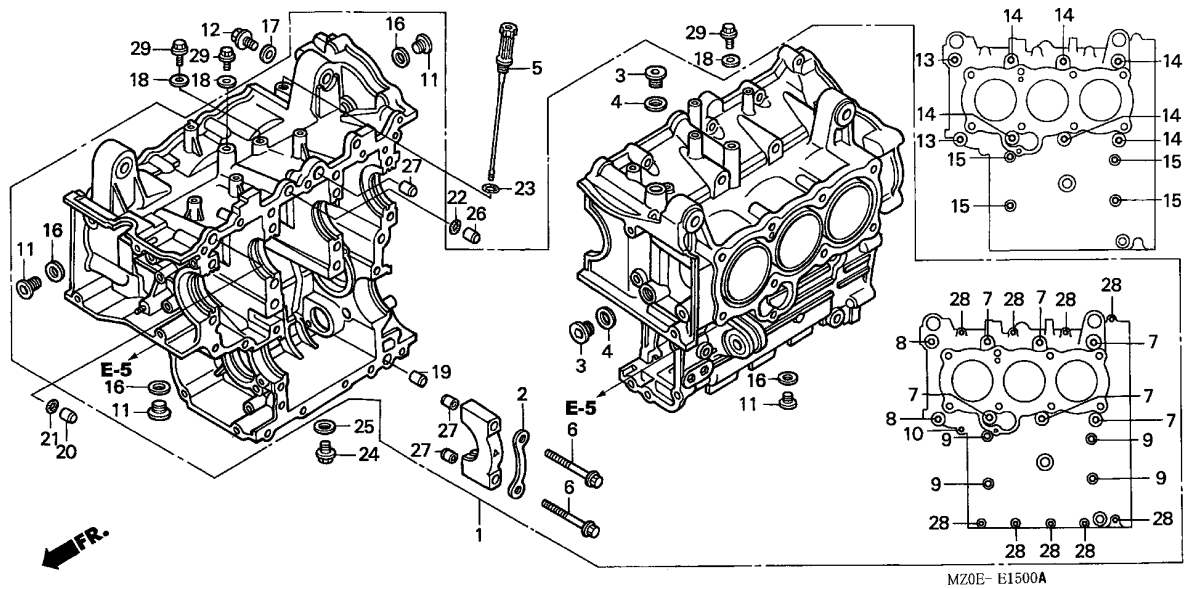
E 4



Service item	F.R.T.
BLOCK ASSY., CYLINDER	*14.5

Ref. No.	Part No.	Description	Reqd. QTY						Serial No.	Parts catalogue code
			GL1500C			GL1500CD				
			1	2	3	1	2	3		
1	04911-MZ0-710	BLOCK ASSY., CYLINDER (SC34E)	1	1	1	1	1	1		
2	11125-MN5-010	PLATE, BEARING CAP	4	4	4	4	4	4		
3	12206-ML8-300	BOLT, SEALING, 18MM	2	2	2	2	2	2		
4	12207-611-300	WASHER, SEALING BOLT	2	2	2	2	2	2		
5	15650-MZ0-A00	GAUGE, OIL LEVEL	1	1	1	1	1	1		
6	90003-MN5-013	BOLT, FLANGE, 10X87	8	8	8	8	8	8		
7	90009-371-015	BOLT, FLANGE, 10X120(SATO) ..	6	6	6	6	6	6		
8	90011-MN5-004	BOLT, FLANGE, 10X135	2	2	2	2	2	2		
9	90012-MN5-000	BOLT, FLANGE, 8X123	4	4	4	4	4	4		
10	90019-MN5-000	BOLT, FLANGE, 6X35	1	1	1	1	1	1		
11	90048-MN5-000	BOLT, SEALING, 20MM	4	4	4	4	4	4		
12	90109-KN8-730	BOLT, SPECIAL FLANGE, 10X16 ..	1	1	1	1	1	1		
13	90403-ML4-610	WASHER, SEALING, 10MM	2	2	2	2	2	2		
14	90438-463-000	WASHER, SPECIAL, 11X21X2.3 ..	6	6	6	6	6	6		
15	90441-MG8-000	WASHER, SEALING, 8MM	4	4	4	4	4	4		
16	90441-MN5-000	WASHER, SEALING, 20MM	4	4	4	4	4	4		
17	90443-MB0-000	WASHER, SEALING, 10MM	1	1	1	1	1	1		
18	90495-MN5-000	WASHER, SEALING, 8MM	3	3	3	3	3	3		
19	90702-371-000	COLLAR, 15X20	1	1	1	1	1	1		
20	90706-MN5-000	DOWEL PIN, 14X12	1	1	1	1	1	1		
21	91303-377-000	O-RING, 13.8X2.5	1	1	1	1	1	1		
22	91313-MN5-004	O-RING, 7.8X1.9(NOK)	1	1	1	1	1	1		
23	91316-MJ8-003	O-RING, 8.4X2.4	1	1	1	1	1	1		
24	92800-14000	BOLT, DRAIN PLUG, 14MM	1	1	1	1	1	1		
25	94109-14000	WASHER, DRAIN PLUG, 14MM	1	1	1	1	1	1		





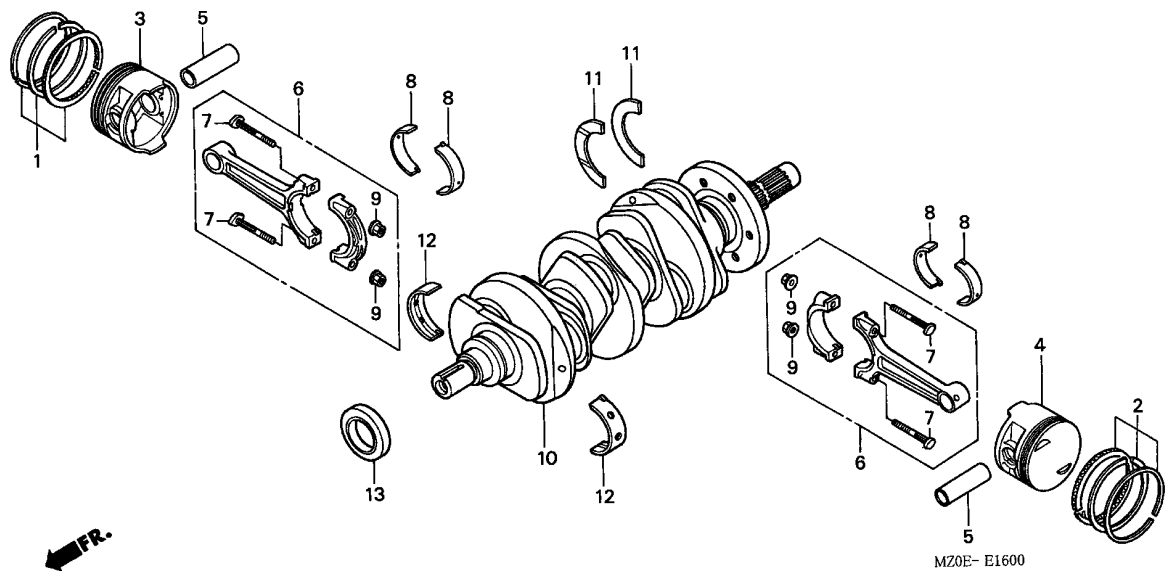
Ref. No.	Part No.	Description	Reqd. QTY						Serial No.	Parts catalogue code
			GL1500C			GL1500CD				
			1	2	3	1	2	3		
26	94301-08140	DOWEL PIN, 8X14	1	1	1	1	1	1		
27	94301-12200	DOWEL PIN, 12X20	9	9	9	9	9	9		
28	95701-06035-08	BOLT, FLANGE, 6X35	9	9	9	9	9	9		
29	95701-08016-08	BOLT, FLANGE, 8X16	3	3	3	3	3	3		



E-16

CRANKSHAFT/PISTON

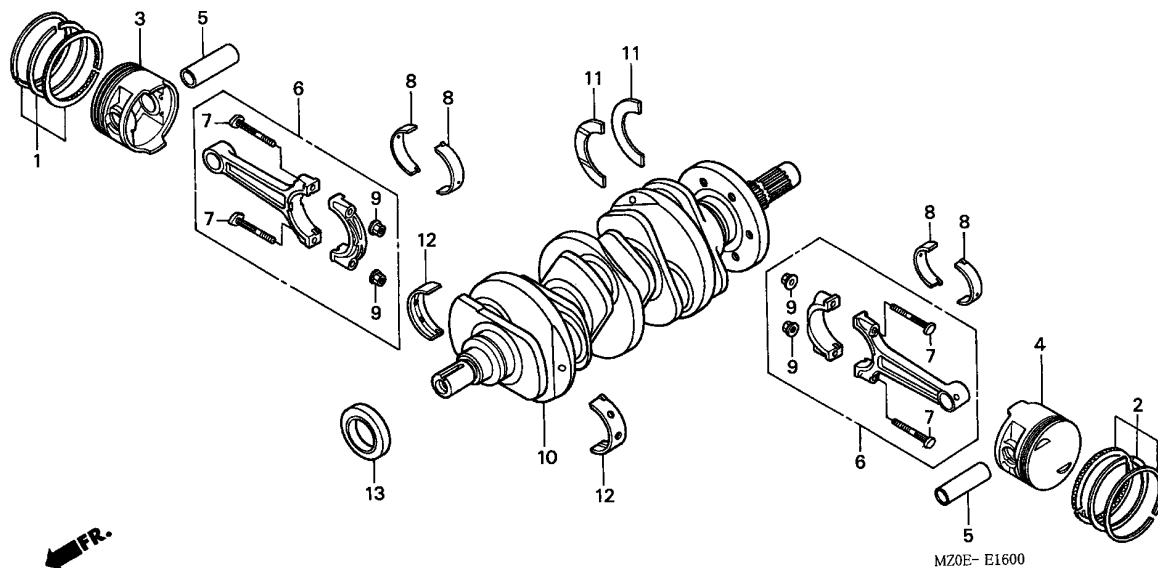
E 6



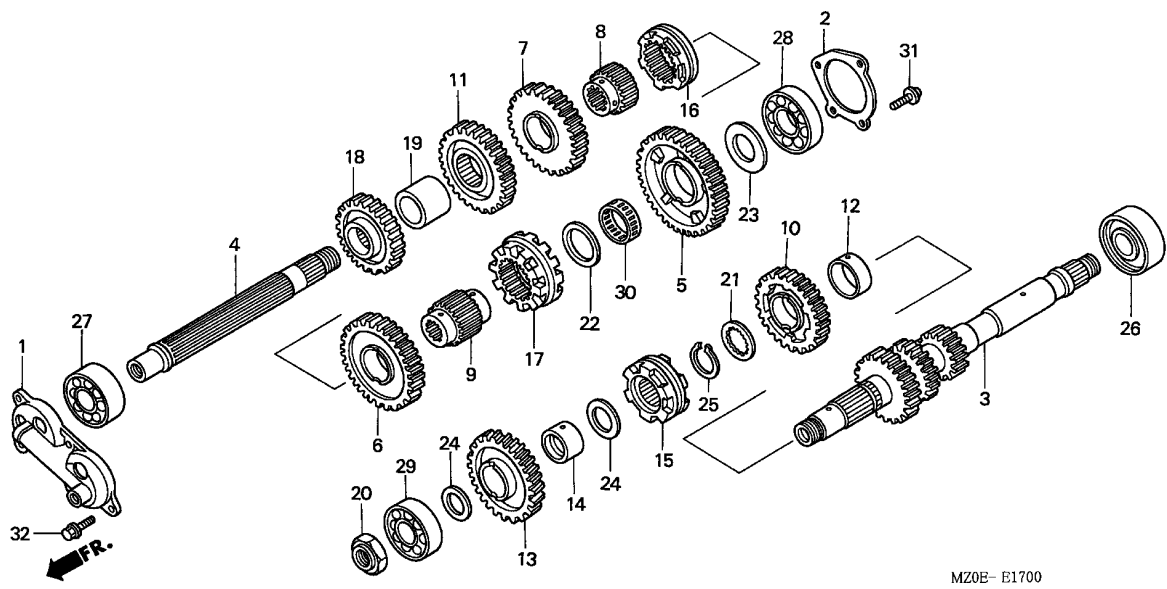
Service item	F.R.T.
BEARING, THRUST	*10.9
PISTON, L.	*11.0
(ADD 0.3 FOR EACH.)	
.RING SET, PISTON	
(ADD 0.2 FOR EACH.)	
(R. SIDE 11.5)	
(ADD 0.3 FOR EACH.)	
(WHEN SERVICING COMP., UNIT,	
F.R.T. IS 11.9)	
BEARING, CONNECTING ROD	*11.2
(ADD 0.3 FOR EACH.)	
ROD ASSY., CONNECTING	*11.4
(ADD 0.5 FOR EACH.)	
(R. SIDE 12.2)	
(ADD 0.6 FOR EACH.)	
(WHEN SERVICING COMP., UNIT,	
F.R.T. IS 14.3)	
BEARING, MAIN	*11.7
(SAME TIME FOR TWO	
UNITS OR MORE)	
PISTON, R.	*11.9
(ADD 0.4 FOR EACH.)	
(WHEN SERVICING COMP., UNIT,	
F.R.T. IS 13.3)	
CRANKSHAFT COMP.	*12.4

2

Ref. No.	Part No.	Description	Reqd. QTY						Serial No.	Parts catalogue code
			GL1500C			GL1500CD				
			1	2	3	1	2	3		
1	13011-MN5-306	RING SET, PISTON (STD.) (RIKEN)	3	3	3	3	3	3		
	13021-MN5-306	RING SET, PISTON (O.S. 0.25) (RIKEN)	(3)	(3)	(3)	(3)	(3)	(3)		
	13031-MN5-306	RING SET, PISTON (O.S. 0.50) (RIKEN)	(3)	(3)	(3)	(3)	(3)	(3)		
	13041-MN5-306	RING SET, PISTON (O.S. 0.75) (RIKEN)	(3)	(3)	(3)	(3)	(3)	(3)		
	13051-MN5-306	RING SET, PISTON (O.S. 1.00) (RIKEN)	(3)	(3)	(3)	(3)	(3)	(3)		
2	13011-MZ0-305	RING SET, PISTON (STD.) (RIKEN)	3	3	3	3	3	3		
	13021-MZ0-305	RING SET, PISTON (O.S. 0.25) (RIKEN)	(3)	(3)	(3)	(3)	(3)	(3)		
	13031-MZ0-305	RING SET, PISTON (O.S. 0.50) (RIKEN)	(3)	(3)	(3)	(3)	(3)	(3)		
	13041-MZ0-305	RING SET, PISTON (O.S. 0.75) (RIKEN)	(3)	(3)	(3)	(3)	(3)	(3)		
	13051-MZ0-305	RING SET, PISTON (O.S. 1.00) (RIKEN)	(3)	(3)	(3)	(3)	(3)	(3)		
3	13101-MZ0-000	PISTON, R. (STD.)	3	3	3	3	3	3		
	13103-MZ0-305	PISTON, R. (O.S. 0.25)	(3)	(3)	(3)	(3)	(3)	(3)		
	13104-MZ0-305	PISTON, R. (O.S. 0.50)	(3)	(3)	(3)	(3)	(3)	(3)		
	13105-MZ0-305	PISTON, R. (O.S. 0.75)	(3)	(3)	(3)	(3)	(3)	(3)		
	13106-MZ0-305	PISTON, R. (O.S. 1.00)	(3)	(3)	(3)	(3)	(3)	(3)		
4	13102-MZ0-000	PISTON, L. (STD.)	3	3	3	3	3	3		
	13107-MZ0-305	PISTON, L. (O.S. 0.25)	(3)	(3)	(3)	(3)	(3)	(3)		
	13108-MZ0-305	PISTON, L. (O.S. 0.50)	(3)	(3)	(3)	(3)	(3)	(3)		
	13109-MZ0-305	PISTON, L. (O.S. 0.75)	(3)	(3)	(3)	(3)	(3)	(3)		
	13110-MZ0-305	PISTON, L. (O.S. 1.00)	(3)	(3)	(3)	(3)	(3)	(3)		
5	13111-MZ0-000	PIN, PISTON	6	6	6	6	6	6		



Ref. No.	Part No.	Description	Reqd. QTY						Serial No.	Parts catalogue code
			GL1500C			GL1500CD				
			1	2	3	1	2	3		
6	13201-MT2-000	ROD ASSY. A, CONNECTING	6	6	6	6	6	6		
	13202-MT2-000	ROD ASSY. B, CONNECTING	6	6	6	6	6	6		
	13203-MT2-000	ROD ASSY. C, CONNECTING	6	6	6	6	6	6		
	13204-MT2-000	ROD ASSY. D, CONNECTING	6	6	6	6	6	6		
	13205-MT2-000	ROD ASSY. E, CONNECTING	6	6	6	6	6	6		
7	13213-MS2-610	BOLT, CONNECTING ROD	12	12	12	12	12	12		
8	13214-MN5-003	BEARING A, CONNECTING ROD (BLUE)(DAIDO)	12	12	12	12	12	12		
	13215-MN5-003	BEARING B, CONNECTING ROD (BLACK)(DAIDO)	12	12	12	12	12	12		
	13216-MN5-003	BEARING C, CONNECTING ROD (BROWN)(DAIDO)	12	12	12	12	12	12		
	13217-MN5-003	BEARING D, CONNECTING ROD (GREEN)(DAIDO)	12	12	12	12	12	12		
	13218-MN5-003	BEARING E, CONNECTING ROD (YELLOW)(DAIDO)	12	12	12	12	12	12		
9	13215-ML7-000	NUT, CONNECTING ROD	12	12	12	12	12	12		
10	13310-MN5-010	CRANKSHAFT COMP.	1	1	1	1	1	1		
11	13312-MN5-003	BEARING, THRUST	2	2	2	2	2	2		
12	13314-MZ0-003	BEARING A, MAIN (BLUE)	8	8	8	8	8	8		
	13315-MZ0-003	BEARING B, MAIN (BLACK)	8	8	8	8	8	8		
	13316-MZ0-003	BEARING C, MAIN (BROWN)	8	8	8	8	8	8		
	13317-MZ0-003	BEARING D, MAIN (GREEN)	8	8	8	8	8	8		
	13318-MZ0-003	BEARING E, MAIN (YELLOW)	8	8	8	8	8	8		
13	91201-MN5-003	OIL SEAL, 35X59X8(ARAI)	1	1	1	1	1	1		

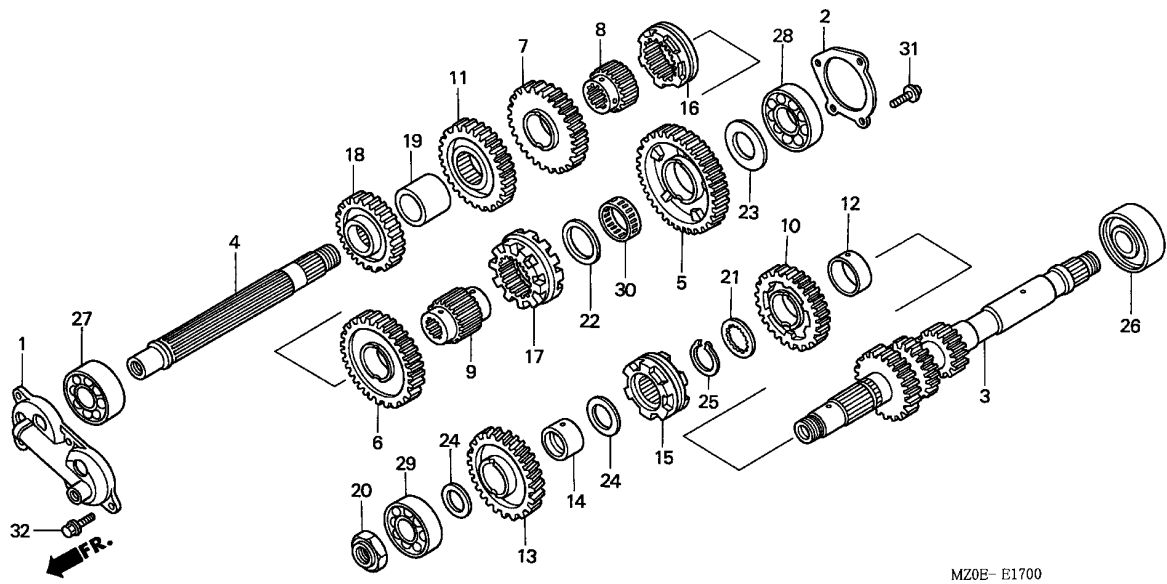


MZ0E-E1700

Service item	F.R.T.
HOLDER COMP., TRANSMISSION	
BEARING	0.8
SHAFT COMP., MAIN	*11.2
(INC. RELATIVE PART)	
COUNTERSHAFT COMP.	*11.4
(INC. RELATIVE PART)	
(WHEN SERVICING COMP., UNIT,	
F.R.T. IS 11.6)	

Ref. No.	Part No.	Description	Reqd. QTY						Serial No.	Parts catalogue code
			GL1500C			GL1500CD				
			1	2	3	1	2	3		
1	23150-MN5-000	HOLDER COMP., TRANSMISSION								
		BEARING	1	1	1	1	1	1		
2	23161-MN5-000	PLATE, COUNTERSHAFT BEARING								
		SETTING	1	1	1	1	1	1		
3	23210-MAM-L40	SHAFT COMP., MAIN								
		(24T/18T/15T)	1	1	1	1	1	1		
4	23220-MN5-000	COUNTERSHAFT COMP.	1	1	1	1	1	1		
5	23421-MT8-000	GEAR, COUNTERSHAFT LOW (40T)	1	1	1	1	1	1		
6	23441-MZ0-000	GEAR, COUNTERSHAFT SECOND								
		(31T)	1	1	1	1	1	1		
7	23451-MZ0-000	GEAR, COUNTERSHAFT THIRD (31T)	1	1	1	1	1	1		
8	23456-MT8-000	COLLAR, SPLINE, 28X43X34.4 ..	1	1	1	1	1	1		
9	23457-MN5-000	COLLAR, SPLINE, 28X43X59.4 ..	1	1	1	1	1	1		
10	23461-MZ0-610	GEAR, MAINSHAFT FOURTH (28T)	1	1	1	-	-	-	AR,E,ED,F,G,SW,U	
	23461-MZ0-000	GEAR, MAINSHAFT FOURTH (30T)	1	1	1	-	-	-	CM	
			-	-	-	1	1	1		
11	23471-MZ0-610	GEAR, COUNTERSHAFT FOURTH								
		(27T)	1	1	1	-	-	-	AR,E,ED,F,G,SW,U	
	23471-MZ0-000	GEAR, COUNTERSHAFT FOURTH								
		(30T)	1	1	1	-	-	-	CM	
			-	-	-	1	1	1		
12	23472-MT3-000	COLLAR, 28MM	1	1	1	1	1	1		
13	23481-MZ0-000	GEAR, MAINSHAFT FIFTH (36T)	1	1	1	1	1	1		
14	23482-MZ0-000	COLLAR, 23X30X17.5	1	1	1	1	1	1		
15	23483-MZ0-000	SHIFTER, FR.	1	1	1	1	1	1		
16	23484-MZ0-000	SHIFTER, CENTER	1	1	1	1	1	1		

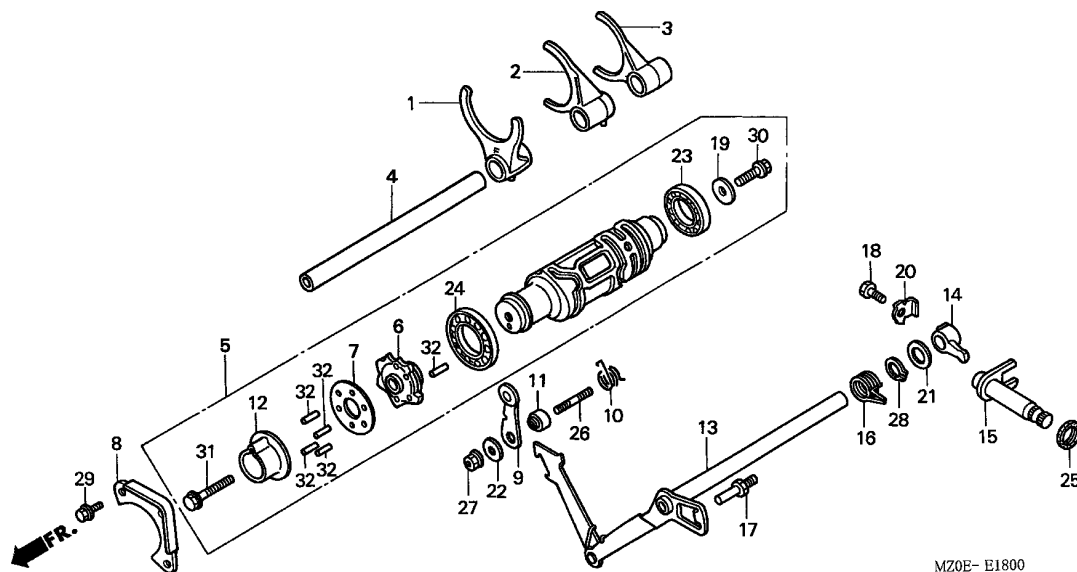




MZ0E-E1700

Ref. No.	Part No.	Description	Reqd. QTY						Serial No.	Parts catalogue code
			GL1500C			GL1500CD				
			1	2	3	1	2	3		
17	23485-MZ0-000	SHIFTER, RR.	1	1	1	1	1	1		
18	23491-MZ0-000	GEAR, COUNTERSHAFT FIFTH (29T)	1	1	1	1	1	1		
19	23492-MT8-000	COLLAR, 27.8X35X28.6	1	1	1	1	1	1		
20	90201-MZ0-000	NUT, HEX., 22MM	1	1	1	1	1	1		
21	90451-MM5-000	WASHER, SPLINE, 28X34X1.5 ...	1	1	1	1	1	1		
22	90467-MN5-000	WASHER, 35.2X46X1.6	1	1	1	1	1	1		
23	90468-MN5-000	WASHER, 25X47X2.6	1	1	1	1	1	1		
24	90471-MZ0-000	WASHER, 23X35X2	2	2	2	2	2	2		
25	90603-MN4-000	CIRCLIP, 28MM	1	1	1	1	1	1		
26	91001-MN5-003	BEARING, BALL, 28X54X20.6(NTN)	1	1	1	1	1	1		
27	91003-MN5-003	BEARING, RADIAL BALL, 63/22 (KOYO)	1	1	1	1	1	1		
28	91006-MN5-003	BEARING, RADIAL BALL, 6305 (NTN)	1	1	1	1	1	1		
29	91006-MZ0-003	BEARING, RADIAL BALL, 23X62X17	1	1	1	1	1	1		
30	91014-MN5-003	BEARING, NEEDLE, 35X40X16(NTN)	1	1	1	1	1	1		
31	95701-06016-08	BOLT, FLANGE, 6X16	4	4	4	4	4	4		
32	95701-06020-08	BOLT, FLANGE, 6X20	5	5	5	5	5	5		



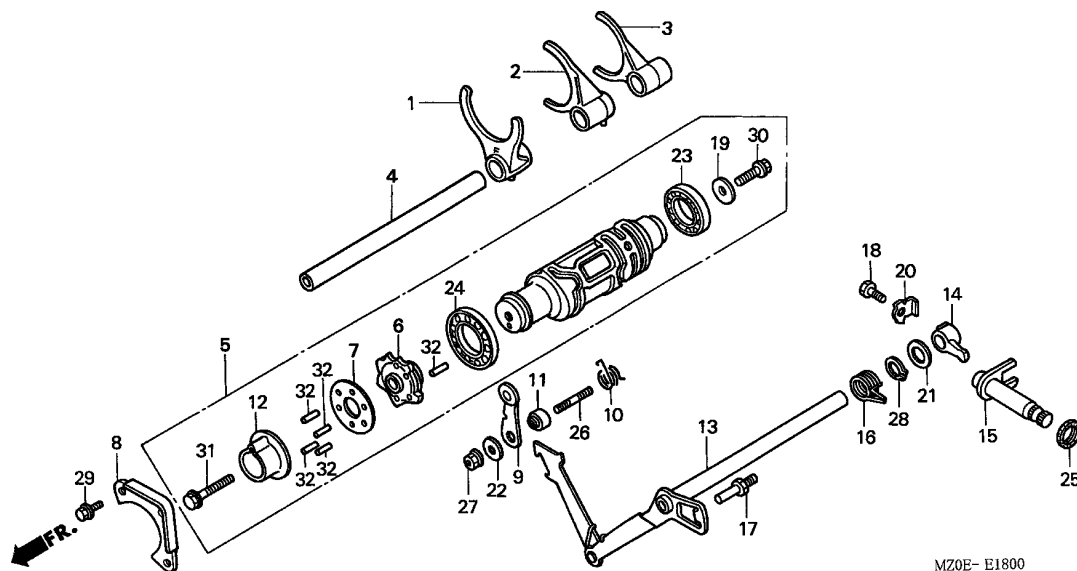


MZ0E- E1800

Service item	F.R.T.
STOPPER COMP., GEARSHIFT DRUM (INC. RELATIVE PART)	0.8
CAM, GEARSHIFT DRUM	0.9
.JOINT, SHIFT DRUM	
ARM B, GEARSHIFT	*11.0
.ARM COMP., GEARSHIFT	
.FORK, GEARSHIFT (INC. RELATIVE PART) (SAME TIME FOR TWO UNITS OR MORE)	
.SPINDLE COMP., GEARSHIFT	
DRUM ASSY., GEARSHIFT	*11.1

Ref. No.	Part No.	Description	Reqd. QTY						Serial No.	Parts catalogue code
			GL1500C			GL1500CD				
			1	2	3	1	2	3		
1	24211-MZ0-000	FORK, FR. GEARSHIFT	1	1	1	1	1	1		
2	24212-MN5-000	FORK, CENTER GEARSHIFT	1	1	1	1	1	1		
3	24213-MN5-000	FORK, RR. GEARSHIFT	1	1	1	1	1	1		
4	24251-MZ0-000	SHAFT, SHIFT FORK	1	1	1	1	1	1		
5	24300-MZ0-000	DRUM ASSY., GEARSHIFT	1	1	1	1	1	1		
6	24302-MN5-000	CAM, GEARSHIFT DRUM	1	1	1	1	1	1		
7	24303-MN5-000	PLATE, GEARSHIFT ARM GUIDE ..	1	1	1	1	1	1		
8	24307-MN5-000	PLATE, DRUM SETTING	1	1	1	1	1	1		
9	24430-MN5-000	STOPPER COMP., GEARSHIFT DRUM	1	1	1	1	1	1		
10	24435-MZ0-000	SPRING, DRUM STOPPER	1	1	1	1	1	1		
11	24437-MN5-000	COLLAR, GEARSHIFT DRUM STOPPER	1	1	1	1	1	1		
12	24443-MN5-000	JOINT, SHIFT DRUM	1	1	1	1	1	1		
13	24610-MN5-000	ARM COMP., GEARSHIFT	1	1	1	1	1	1		
14	24615-MN5-000	ARM B, GEARSHIFT	1	1	1	1	1	1		
15	24620-MN5-000	SPINDLE COMP., GEARSHIFT	1	1	1	1	1	1		
16	24651-MN5-000	SPRING, SHIFT RETURN	1	1	1	1	1	1		
17	24652-028-000	PIN, SHIFT RETURN SPRING	1	1	1	1	1	1		
18	90009-MN5-000	BOLT, HEX., 8X17	1	1	1	1	1	1		
19	90401-MZ0-000	WASHER, 6.5X26X2.6	1	1	1	1	1	1		
20	90406-422-000	WASHER, LOCK, 8MM	1	1	1	1	1	1		
21	90487-MN5-000	WASHER, 14.2X28X2.3	1	1	1	1	1	1		
22	90488-MB0-000	WASHER, 6X2.3	1	1	1	1	1	1		
23	91007-MN5-003	BEARING, RADIAL BALL, 6904 (NTN)	1	1	1	1	1	1		
24	91008-374-003	BEARING, BALL, 16005(NTN) ...	1	1	1	1	1	1		





M20E-E1800

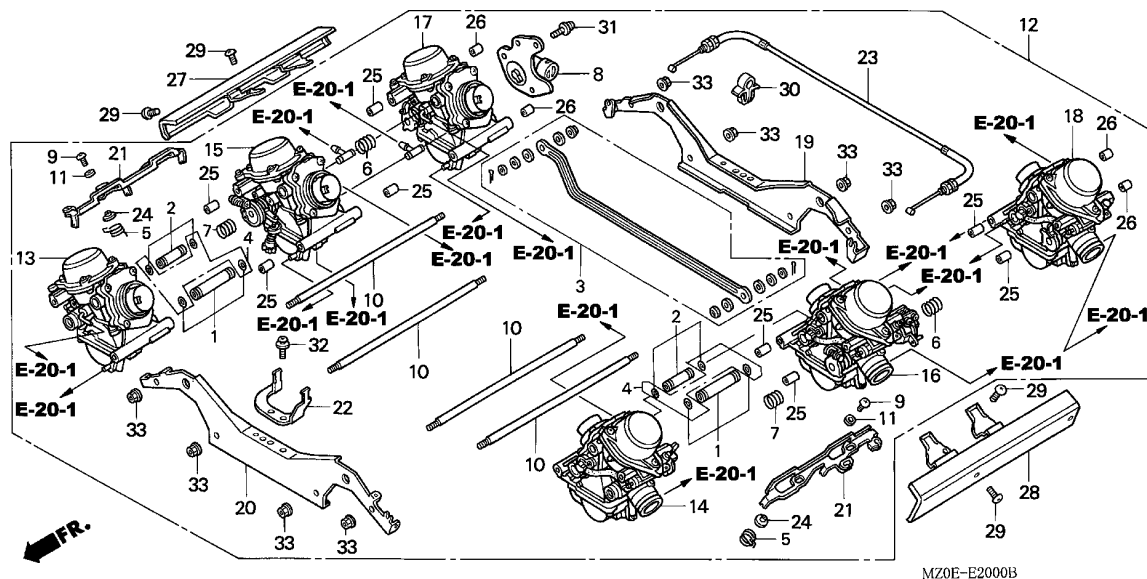
Ref. No.	Part No.	Description	Reqd. QTY						Serial No.	Parts catalogue code
			GL1500C			GL1500CD				
			1	2	3	1	2	3		
25	91206-286-013	OIL SEAL, 14X28X7 (ARAI)	1	1	1	1	1	1		
26	92900-06025-0B	BOLT, STUD, 6X25	1	1	1	1	1	1		
27	94050-06000	NUT, FLANGE, 6MM	1	1	1	1	1	1		
28	94510-14000	CIRCLIP, EXTERNAL, 14MM	1	1	1	1	1	1		
29	95701-06016-08	BOLT, FLANGE, 6X16	3	3	3	3	3	3		
30	95701-06022-08	BOLT, FLANGE, 6X22	1	1	1	1	1	1		
31	95701-08040-08	BOLT, FLANGE, 8X40	1	1	1	1	1	1		
32	96220-40148	ROLLER, 4X14.8	5	5	5	5	5	5		

2

E-20

CARBURETOR(ASSY.)

E13



Service item	F.R.T.
COVER, L. CARBURETOR	0.1
(SAME TIME FOR TWO UNITS)	
.COVER, R. CARBURETOR	
CABLE COMP., CHOKE	0.2
.LEVER, STARTER	
(ADD 0.1 FOR EACH.)	
SENSOR ASSY., THROTTLE	0.3
LEVER SET, LINK	2.2
CARBURETOR ASSY.	2.3
JOINT SET	2.4
CARBURETOR ASSY. 1	2.6
(ADD 0.3 FOR EACH.)	

Ref. No.	Part No.	Description	Reqd. QTY						Serial No.	Parts catalogue code
			GL1500C			GL1500CD				
			1	2	3	1	2	3		
1	16024-MZ0-670	JOINT SET, FUEL	2	2	2	2	2	2		
2	16027-MZ0-670	JOINT SET	2	2	2	2	2	2		
3	16035-MZ0-000	LEVER SET, LINK	1	1	1	1	1	1		
4	16040-MZ1-790	GASKET SET B	2	2	2	2	2	2		
5	16051-MZ0-000	SPRING, TORSION COIL	2	2	2	2	2	2		
6	16053-MA6-003	SPRING	2	2	2	2	2	2		
7	16053-MZ0-000	SPRING, THROTTLE THRUST	2	2	2	2	2	2		
8	16060-MZ0-610	SENSOR ASSY., THROTTLE	1	1	1	-	-	-	AR, E, ED, F, G, U	
9	16081-KAZ-000	SCREW, TRUSS, 4X8	4	4	4	4	4	4		
10	16083-MZ0-A00	BOLT	4	4	4	4	4	4		
11	16085-MV4-000	WASHER, PLAIN	4	4	4	4	4	4		
12	16100-MZ0-A00	CARBURETOR ASSY. (VPKDJ A) ..	1	1	1	-	-	-	-----	CM
	16100-MZ0-E10	CARBURETOR ASSY. (VPKOS A) ..	1	1	1	-	-	-	-----	E
	16100-MZ0-R00	CARBURETOR ASSY. (VPKOP A) ..	1	1	1	-	-	-	-----	AR, ED, F, G, U
	16100-MZ0-S00	CARBURETOR ASSY. (VPKON A) ..	1	1	1	-	-	-	-----	SW
13	16101-MZ0-A00	CARBURETOR ASSY. 1	1	1	1	-	-	-	-----	CM
	16101-MZ0-E10	1	1	1	-	-	-	-----	E
	16101-MZ0-R00	1	1	1	-	-	-	-----	AR, ED, F, G, U
	16101-MZ0-S00	1	1	1	-	-	-	-----	SW
14	16102-MZ0-A00	CARBURETOR ASSY. 2	1	1	1	-	-	-	-----	CM
	16102-MZ0-E10	-	-	-	1	1	1	-----	
	16102-MZ0-R00	1	1	1	-	-	-	-----	E
	16102-MZ0-S00	1	1	1	-	-	-	-----	AR, ED, F, G, U
	16102-MZ0-S00	1	1	1	-	-	-	-----	SW



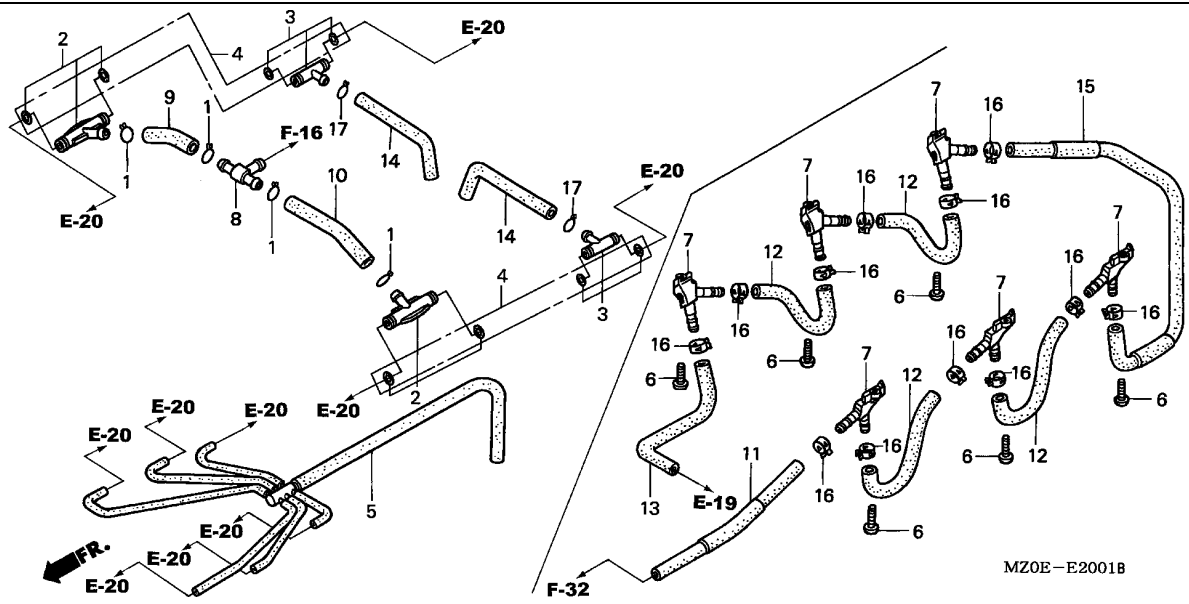
Ref. No.	Part No.	Description	Reqd. QTY						Serial No.	Parts catalogue code
			GL1500C			GL1500CD				
			1	2	3	1	2	3		
15	16103-MZO-A00	CARBURETOR ASSY. 3	1	1	1	-	-	-	-----	CM
	16103-MZO-E10	-	-	-	1	1	1	-----	E
	16103-MZO-R00	1	1	1	-	-	-	-----	AR,ED,F,G,U
	16103-MZO-S00	1	1	-	-	-	-	-----	SW
16	16104-MZO-A00	CARBURETOR ASSY. 4	1	1	1	-	-	-	-----	CM
	16104-MZO-E10	-	-	-	1	1	1	-----	E
	16104-MZO-R00	1	1	1	-	-	-	-----	AR,ED,F,G,U
	16104-MZO-S00	1	1	-	-	-	-	-----	SW
17	16105-MZO-A00	CARBURETOR ASSY. 5	1	1	1	-	-	-	-----	CM
	16105-MZO-E10	-	-	-	1	1	1	-----	E
	16105-MZO-R00	1	1	1	-	-	-	-----	AR,ED,F,G,U
	16105-MZO-S00	1	1	-	-	-	-	-----	SW
18	16106-MZO-A00	CARBURETOR ASSY. 6	1	1	1	-	-	-	-----	CM
	16106-MZO-E10	-	-	-	1	1	1	-----	E
	16106-MZO-R00	1	1	1	-	-	-	-----	AR,ED,F,G,U
	16106-MZO-S00	1	1	-	-	-	-	-----	SW
19	16119-MZO-000	PLATE, STAY	1	1	1	-	-	-	-----	CM,SW
	16119-MZO-610	-	-	-	1	1	1	-----	AR,E,ED,F,G,U
20	16120-MZO-000	PLATE, STAY	1	1	1	1	1	1	-----	
21	16121-MZO-000	LEVER, STARTER	2	2	2	2	2	2	-----	
22	16129-MZO-000	STAY, AIR INJECTION CONTROL VALVE	1	1	1	1	1	1	-----	
23	16130-MZO-000	CABLE COMP., CHOKE	1	1	1	1	1	1	-----	
24	16175-MZ1-000	COLLAR	4	4	4	4	4	4	-----	
25	16178-MAS-600	DOWEL PIN, 7.9X20	8	8	8	8	8	8	-----	
26	16178-MZO-000	DOWEL PIN	4	4	4	4	4	4	-----	
27	16301-MZO-A40	COVER, R. CARBURETOR	1	1	1	1	1	1	-----	
28	16302-MZO-A40	COVER, L. CARBURETOR	1	1	1	1	1	1	-----	
29	90111-MZO-000	SCREW, SPECIAL, 5X10	6	6	6	6	6	6	-----	
30	91504-SLO-003	CLIP, HOOD OPEN WIRE	1	1	1	1	1	1	-----	
31	93892-05010-10	SCREW-WASHER, 5X10	3	3	3	-	-	-	-----	AR,E,ED,F,G,U
32	93892-06010-10	SCREW-WASHER, 6X10	2	2	2	2	2	2	-----	
33	94050-06000	NUT, FLANGE, 6MM	8	8	8	8	8	8	-----	



E-20-1

CARBURETOR(TUBING)

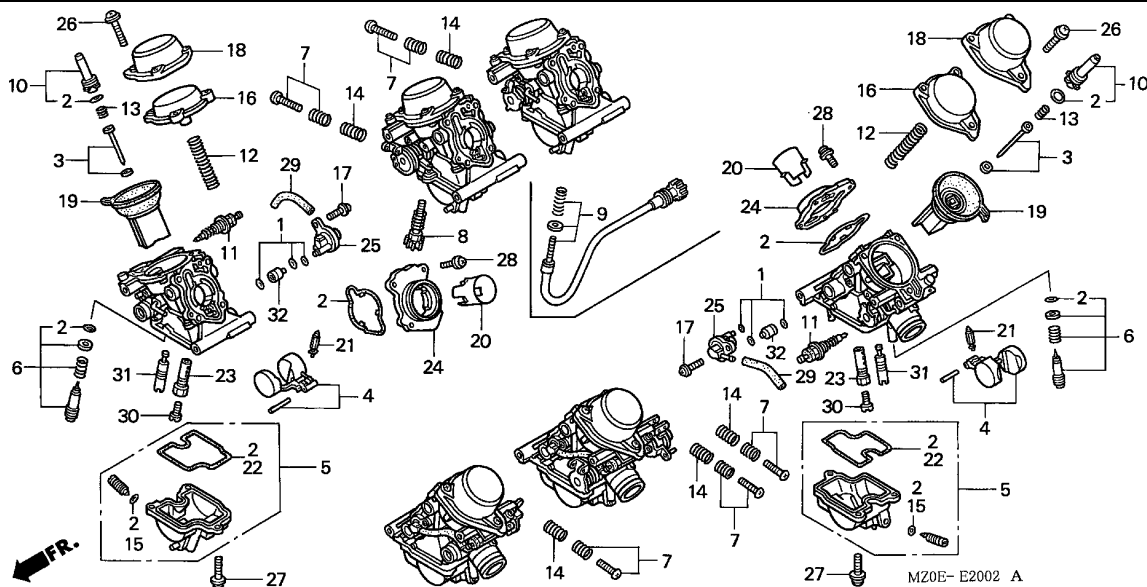
E15



Service item F.R.T.
NOT INFORMATION

Ref. No.	Part No.	Description	Reqd. QTY						Serial No.	Parts catalogue code
			GL1500C			GL1500CD				
			1	2	3	1	2	3		
1	15772-292-010	CLIP, BREATHER TUBE	4	4	4	4	4	4		
2	16024-MZ0-000	JOINT SET, FUEL	2	2	2	2	2	2		
3	16027-MZ0-000	JOINT SET	2	2	2	2	2	2		
4	16040-MZ1-790	GASKET SET B	2	2	2	2	2	2		
5	16065-MZ0-000	TUBE SET, DRAIN	1	1	1	1	1	1		
6	16080-MY5-600	SCREW, HEX. SOCKET BUTTON HEAD	6	6	-	-	-	-	-----	E
7	16136-MY5-600	HEATER	6	6	-	-	-	-	-----	E
8	16180-MM5-601	T-JOINT	1	1	1	1	1	1		
9	16195-MZ0-000	TUBE, FUEL	1	1	1	1	1	1		
10	16196-MZ0-000	TUBE, FUEL	1	1	1	1	1	1		
11	16196-MZ0-600	HOSE COMP., WATER	1	1	-	-	-	-	-----	E
12	16197-MZ0-600	HOSE, WATER	4	4	-	-	-	-	-----	E
13	16198-MZ0-600	HOSE, WATER	1	1	-	-	-	-	-----	E
14	16199-MZ0-000	TUBE	2	2	2	2	2	2		
15	16199-MZ0-600	HOSE COMP., WATER	1	1	-	-	-	-	-----	E
16	91406-SL4-931	CLAMP, FUEL HOSE (D10.5)	12	12	-	-	-	-	-----	E
17	95002-70000	CLIP, TUBE (C11)	2	2	2	2	2	2		

2



Service item	F.R.T.
VALVE SET, STARTER	0.2
(ADD 0.1 FOR EACH.)	
NEEDLE SET, JET	0.3
(0.2 SIDE NO1.NO6)	
(ADD 0.1 FOR EACH.)	
(WHEN SERVICING COMP., UNIT,	
F.R.T. IS 0.6)	
.PISTON COMP., VACUUM	
(0.2 SIDE NO1.NO6)	
(ADD 0.1 FOR EACH.)	
(WHEN SERVICING COMP., UNIT,	
F.R.T. IS 0.6)	
COLLAR, AIR FUNNEL SETTING	0.8
(ADD 0.1 FOR EACH.)	
CHAMBER SET, FLOAT	2.2
(ADD 0.1 FOR EACH.)	
FLOAT SET	2.4
(ADD 0.2 FOR EACH.)	
.JET, MAIN,	
(ADD 0.2 FOR EACH.)	
.VALVE COMP., FLOAT	
(ADD 0.2 FOR EACH.)	

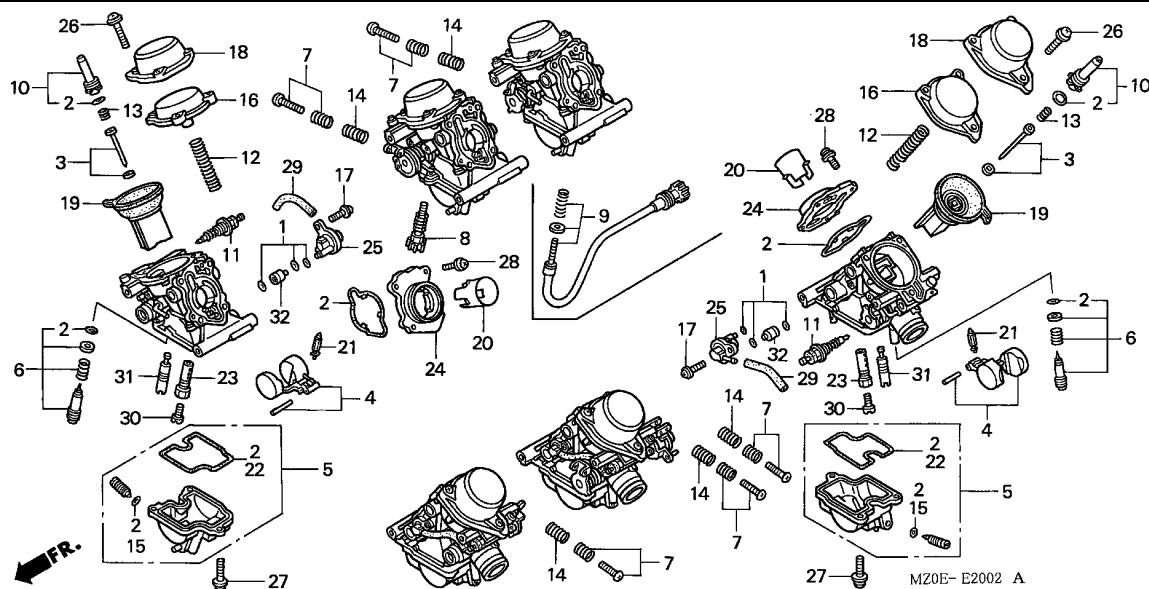
Ref. No.	Part No.	Description	Reqd. QTY						Serial No.	Parts catalogue code
			GL1500C			GL1500CD				
			1	2	3	1	2	3		
1	16010-MW0-750	GASKET SET D	2	2	2	2	2	2		
2	16010-MZ0-000	GASKET SET	6	6	6	6	6	6		
3	16012-MZ0-600	NEEDLE SET, JET	6	6	6	-	-	-	AR,E,ED,F,G,U	
	16012-MZ0-A00		6	6	6	-	-	-	CM	
	16012-MZ0-680		6	6	-	-	-	-	SW	
4	16013-MV4-000	FLOAT SET	6	6	6	6	6	6		
5	16015-MZ0-000	CHAMBER SET, FLOAT	6	6	6	6	6	6		
6	16016-MZ2-E00	SCREW SET	6	6	6	-	-	-	AR,E,ED,F,G,U	
	16016-MAS-670		6	6	6	-	-	-	CM,SW	
7	16028-MV4-000	SCREW SET	5	5	5	5	5	5		
8	16029-MZ0-000	SCREW SET, STOP	1	1	-	-	-	-	AR,CM,ED,F,G,SW,U	
9	16029-MZ0-600	SCREW SET, STOP	1	1	-	-	-	-	E	
10	16037-KAZ-000	PLATE SET, VALVE	6	6	6	6	6	6		
11	16046-KBH-000	VALVE SET, STARTER	6	6	6	6	6	6		
12	16050-MZ0-000	SPRING, VACUUM PISTON	6	6	6	6	6	6		
13	16051-MV4-000	SPRING, COMPRESSION COIL	6	6	6	6	6	6		
14	16052-KG4-003	SPRING, COMPRESSION COIL	5	5	5	5	5	5		
15	16075-GHB-640	O-RING, 1.3X4.3	6	6	6	6	6	6		
16	16107-KAZ-000	TOP	6	6	6	6	6	6		
17	16108-MW0-750	SCREW	6	6	6	6	6	6		
18	16110-MZ0-000	COVER, TOP	6	6	6	6	6	6		
19	16111-MZ0-A00	PISTON COMP., VACUUM	6	6	6	6	6	6		
20	16141-MZ0-A00	COLLAR, AIR FUNNEL SETTING	6	6	6	6	6	6		



E-20-2

CARBURETOR (COMPONENT PARTS)

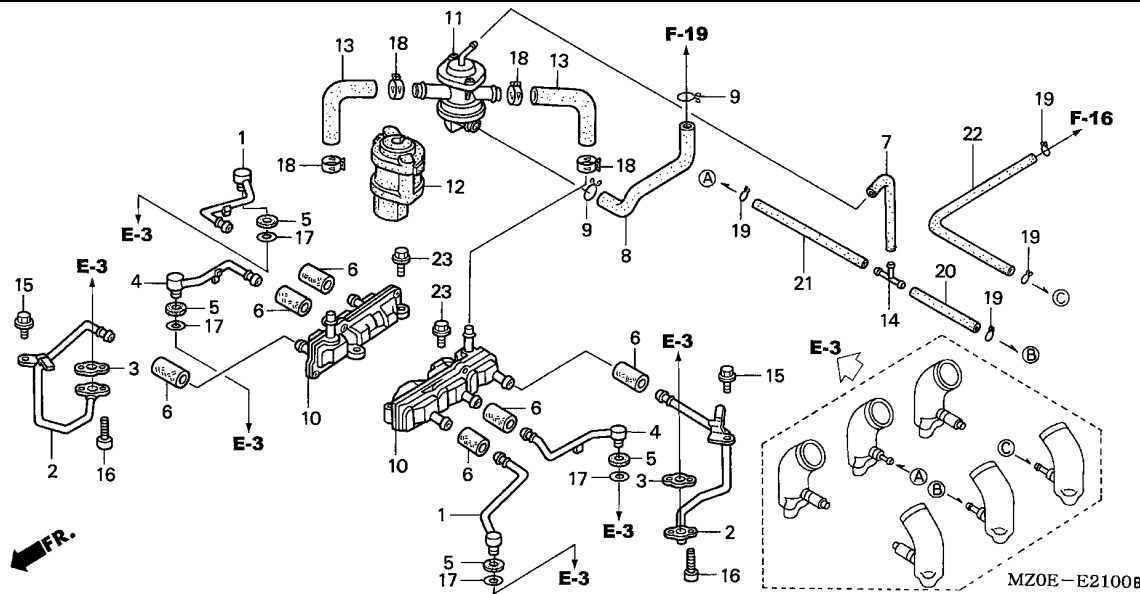
F 1



Service item F.R.T.
 VALVE ASSY., AIR CUT 2.7
 (2.2 SIDE N05)
 (ADD 0.2 FOR EACH.)
 (WHEN SERVICING COMP., UNIT,
 F.R.T. IS 3.2)

Ref. No.	Part No.	Description	Reqd. QTY						Serial No.	Parts catalogue code
			GL1500C			GL1500CD				
			1	2	3	1	2	3		
21	16155-413-751	VALVE COMP., FLOAT	6	6	6	6	6	6		
22	16163-KEA-000	GASKET, FLOAT CHAMBER	6	6	6	6	6	6		
23	16165-MZ0-670	HOLDER, NEEDLE JET	6	6	6	6	6	6		
24	16188-MZ0-000	PLATE, FUNNEL SETTING	6	6	6	6	6	6		
25	16510-MAL-600	VALVE ASSY., AIR CUT	6	6	6	6	6	6		
26	93892-04018-10	SCREW-WASHER, 4X18	18	18	18	18	18	18		
27	93892-05016-10	SCREW-WASHER, 5X16	18	18	18	18	18	18		
28	93893-04014-17	SCREW-WASHER, 4X14	24	24	24	24	24	24		
29	95005-35060-20	TUBE, 3.5X60(95005-35001-20M)	6	6	6	6	6	6		
30	99101-GHB-0780	JET, MAIN, #78	6	6	6	-	-	-	-----	AR,E,ED,F,G,SW,U
	99101-GHB-1000	JET, MAIN, #100	6	6	6	-	-	-	-----	CM
			-	-	-	6	6	6		
31	99103-MT2-0350	JET, SLOW, #35	6	6	6	6	6	6		
32	99108-MY1-1200	JET	6	6	6	6	6	6		

2



Service item	F.R.T.
PIPE, AIR FEED (REF NO,4)	0.2
PIPE, AIR FEED (REF NO,1)	0.3
PULSE SECONDARY AIR INJECTION CONTROL VALVE ASSY.	0.8
PIPE, AIR FEED (L. SIDE 0.7) (REF NO,2)	1.0
CASE ASSY., REED VALVE (ADD 0.1 FOR EACH.)	2.2

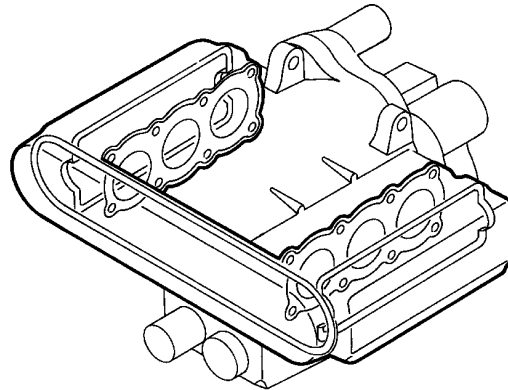
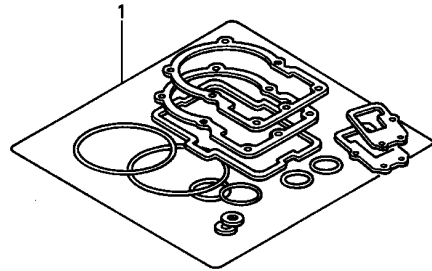
Ref. No.	Part No.	Description	Reqd. QTY						Serial No.	Parts catalogue code
			GL1500C			GL1500CD				
			1	2	3	1	2	3		
1	17130-MN5-020	PIPE, AIR FEED (A)	2	2	2	2	2	2		
2	17140-MN5-000	PIPE, AIR FEED (B)	2	2	2	2	2	2		
3	17142-MN5-000	GASKET, AIR FEED PIPE	2	2	2	2	2	2		
4	17150-MN5-020	PIPE, AIR FEED (C)	2	2	2	2	2	2		
5	17155-MT2-000	RUBBER, AIR FEED PIPE	4	4	4	4	4	4		
6	17161-MAM-L40	HOSE, AIR FEED (A)	6	6	6	6	6	6		
7	17161-MZ0-000	TUBE A, PRESSURE BOOST	1	1	1	1	1	1		
8	17162-MZ0-000	TUBE A, AIR INTAKE	1	1	1	1	1	1		
9	17369-KB4-670	CLIP, BREATHER TUBE	2	2	2	2	2	2		
10	18610-MW5-000	CASE ASSY., REED VALVE	2	2	2	2	2	2		
11	18650-MZ0-671	PULSE SECONDARY AIR INJECTION CONTROL VALVE ASSY.	1	1	1	1	1	1		
12	18653-MZ0-000	COVER, AIR INJECTION CONTROL VALVE	1	1	1	1	1	1		
13	18654-MZ0-000	HOSE, AIR INTAKE	2	2	2	2	2	2		
14	38773-PB9-000	JOINT, THREE WAY (3.5)	1	1	1	1	1	1		
15	90016-MN5-000	BOLT, FLANGE, 6X14	2	2	2	2	2	2		
16	90040-MN5-000	BOLT, SOCKET, 6X18	4	4	4	4	4	4		
17	91352-425-003	O-RING, 9.8X2.4	4	4	4	4	4	4		
18	91405-PE0-003	CLAMP, TUBE (D20)	4	4	4	4	4	4		
19	95002-02070	CLIP, TUBE (B7)	4	4	4	4	4	4		
20	95005-35145-14	TUBE, 3.5X145(95005-35001-10M)	1	1	1	1	1	1		
21	95005-35260-13	TUBE, 3.5X260(95005-35001-10M)	1	1	1	1	1	1		
22	95005-35400-1A	TUBE, 3.5X400(95005-35001-10M)	1	1	1	1	1	1		
23	95701-06025-08	BOLT, FLANGE, 6X25	4	4	4	4	4	4		



EOP-1

GASKET KIT A

F 3



FR.

ENG1-X0008 A

Service item F.R.T.
NOT INFORMATION

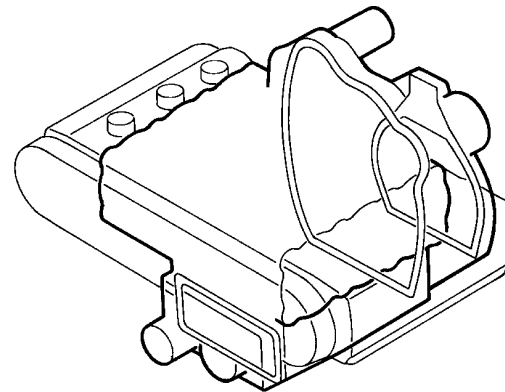
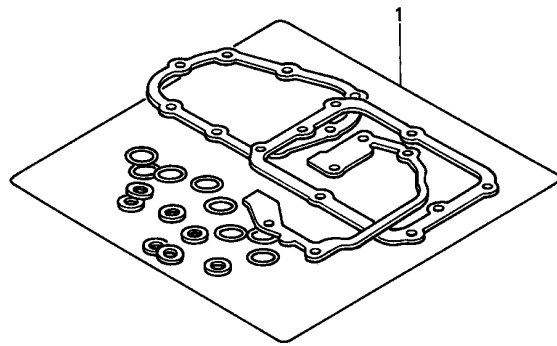
Ref. No.	Part No.	Description	Reqd. QTY						Serial No.	Parts catalogue code
			GL1500C			GL1500CD				
			1	2	3	1	2	3		
1	06111-MZ0-E10	GASKET KIT A (FOR STD. PISTON) (COMPONENT PARTS)	1	-	-	1	-	-		
	11515-MZ0-000	GASKET, FR. COVER	2	-	-	2	-	-		
	12209-422-005	SEAL, VALVE STEM	12	-	-	12	-	-		
	12251-MN5-013	GASKET, CYLINDER HEAD (NIPPON LEAKLESS)	2	-	-	2	-	-		
	12314-MAF-000	GASKET, HEAD COVER	2	-	-	2	-	-		
	12318-MN5-000	PACKING, RR. CYLINDER HEAD COVER	2	-	-	2	-	-		
	17142-MN5-000	GASKET, AIR FEED PIPE	2	-	-	2	-	-		
	18291-MN5-650	GASKET, EX. PIPE	6	-	-	6	-	-		
	90542-MB0-000	RUBBER, MOUNTING	12	-	-	12	-	-		
	91301-107-000	O-RING, 75X2.5	1	-	-	1	-	-		
	91352-425-003	O-RING, 9.8X2.4	4	-	-	4	-	-		

2

EOP-2

GASKET KIT B

F 4



ENG2-X0008 A

Service item F.R.T.
NOT INFORMATION

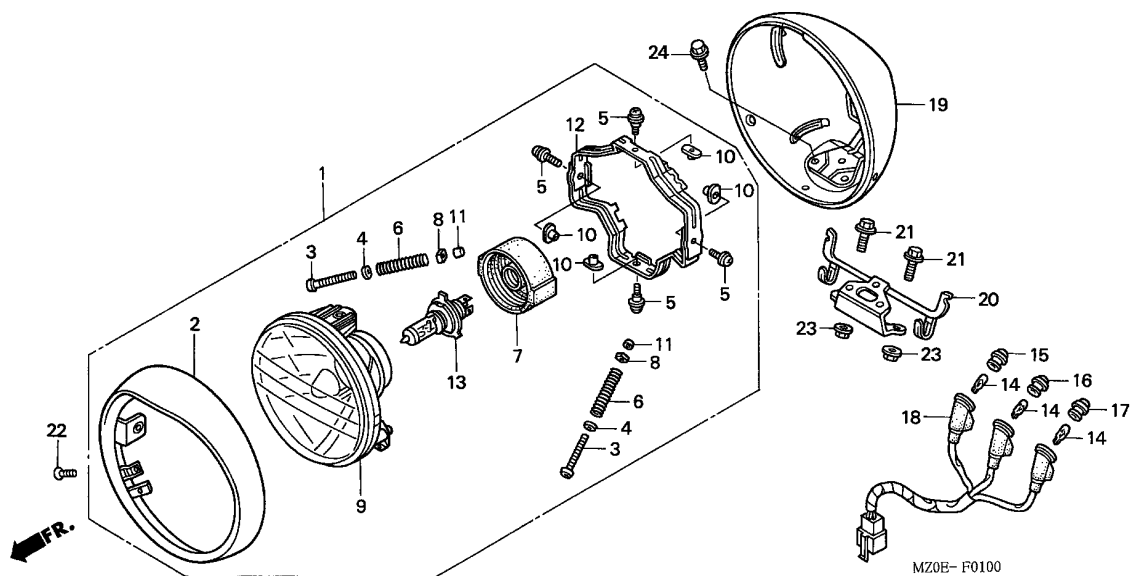
2

Ref. No.	Part No.	Description	Reqd. QTY						Serial No.	Parts catalogue code
			GL1500C			GL1500CD				
			1	2	3	1	2	3		
1	06112-MZ0-E10	GASKET KIT B	1	-	-	1	-	-		
		(COMPONENT PARTS)								
	11351-MN5-651	GASKET, CLUTCH COVER	1	-	-	1	-	-		
	11391-MN5-650	GASKET, TRANSMISSION COVER ..	1	-	-	1	-	-		
	12207-611-300	WASHER, SEALING BOLT	2	-	-	2	-	-		
	19226-MN5-000	GASKET, WATER PUMP COVER	1	-	-	1	-	-		
	21112-MN5-650	GASKET, RR. CASE	1	-	-	1	-	-		
	90403-ML4-610	WASHER, SEALING, 10MM	2	-	-	2	-	-		
	90438-463-000	WASHER, SPECIAL, 11X21X2.3 ..	6	-	-	6	-	-		
	90441-MG8-000	WASHER, SEALING, 8MM	4	-	-	4	-	-		
	90441-MN5-000	WASHER, SEALING, 20MM	6	-	-	6	-	-		
	90443-MB0-000	WASHER, SEALING, 10MM	1	-	-	1	-	-		
	90463-ML7-000	WASHER, SEALING, 6.5MM	1	-	-	1	-	-		
	90495-MN5-000	WASHER, SEALING, 8MM	3	-	-	3	-	-		
	90545-300-000	WASHER, OIL BOLT	2	-	-	2	-	-		
	91301-147-023	O-RING, 18.3X2.3(ARAI)	2	-	-	2	-	-		
	91302-MB0-013	O-RING, 32.95X2.62(ARAI)	1	-	-	1	-	-		
	91303-377-000	O-RING, 13.8X2.5	2	-	-	2	-	-		
	91304-MN5-003	O-RING, 63X3(ARAI)	1	-	-	1	-	-		
	91305-MN5-003	O-RING, 15.9X2.4(ARAI)	2	-	-	2	-	-		
	91307-425-003	O-RING, 21.5X3.2	1	-	-	1	-	-		
	91309-MN5-008	O-RING, 59.6X2.4	1	-	-	1	-	-		
	91313-MN5-004	O-RING, 7.8X1.9(NOK)	1	-	-	1	-	-		
	91315-MN5-004	O-RING, 5.4X3.2(NOK)	1	-	-	1	-	-		
	91316-MJ8-003	O-RING, 8.4X2.4	1	-	-	1	-	-		
	91355-MG9-006	O-RING	1	-	-	1	-	-		
	94109-14000	WASHER, DRAIN PLUG, 14MM	1	-	-	1	-	-		

F-1

HEADLIGHT(1)

G 1



Service item	F.R.T.
BULB, HEADLIGHT	0.1
.BULB, WEDGE BASE	
.HEADLIGHT ASSY.	
HEADLIGHT UNIT	0.2
(INC. RELATIVE PART)	
.SOCKET COMP., PILOT	
CASE COMP., HEADLIGHT	0.3
.STAY, HEADLIGHT	

3

Ref. No.	Part No.	Description	Reqd. QTY						Serial No.	Parts catalogue code
			GL1500C			GL1500CD				
			1	2	3	1	2	3		
1	33100-MZ0-671	HEADLIGHT ASSY. (12V 60/55W) (STANLEY)	1	1	-	-	-	-	-----	CM,U
2	33101-MZ0-671	RIM COMP., HEADLIGHT	1	1	-	1	1	1	-----	CM,U
3	33103-MAH-671	SCREW, BEAM ADJUSTING	-	-	1	1	1	1	-----	CM,U
4	33105-MAH-671	WASHER	2	2	-	2	2	2	-----	CM,U
5	33106-MZ0-671	SCREW-WASHER	-	-	2	2	2	2	-----	CM,U
			4	4	-	4	4	4	-----	CM,U
			-	-	4	4	4	4	-----	CM,U
6	33107-MK7-671	SPRING, BEAM ADJUSTING	2	2	-	-	-	-	-----	CM,U
			-	-	2	2	2	2	-----	CM,U
7	33112-MZ0-671	COVER, RUBBER	1	1	-	-	-	-	-----	CM,U
			-	-	1	1	1	1	-----	CM,U
8	33118-438-841	NUT, BEAM ADJUSTING	2	2	-	-	-	-	-----	CM,U
			-	-	2	2	2	2	-----	CM,U
9	33120-MZ0-671	HEADLIGHT UNIT	1	1	-	-	-	-	-----	CM,U
			-	-	1	1	1	1	-----	CM,U
10	33128-MAH-671	NUT, SPECIAL	4	4	-	-	-	-	-----	CM,U
			-	-	4	4	4	4	-----	CM,U
11	33136-426-830	COVER, SCREW	2	2	-	-	-	-	-----	CM,U
			-	-	2	2	2	2	-----	CM,U
12	33153-MZ0-671	RING COMP., HEADLIGHT	1	1	-	-	-	-	-----	CM,U
			-	-	1	1	1	1	-----	CM,U

F-1

HEADLIGHT(1)

G 2

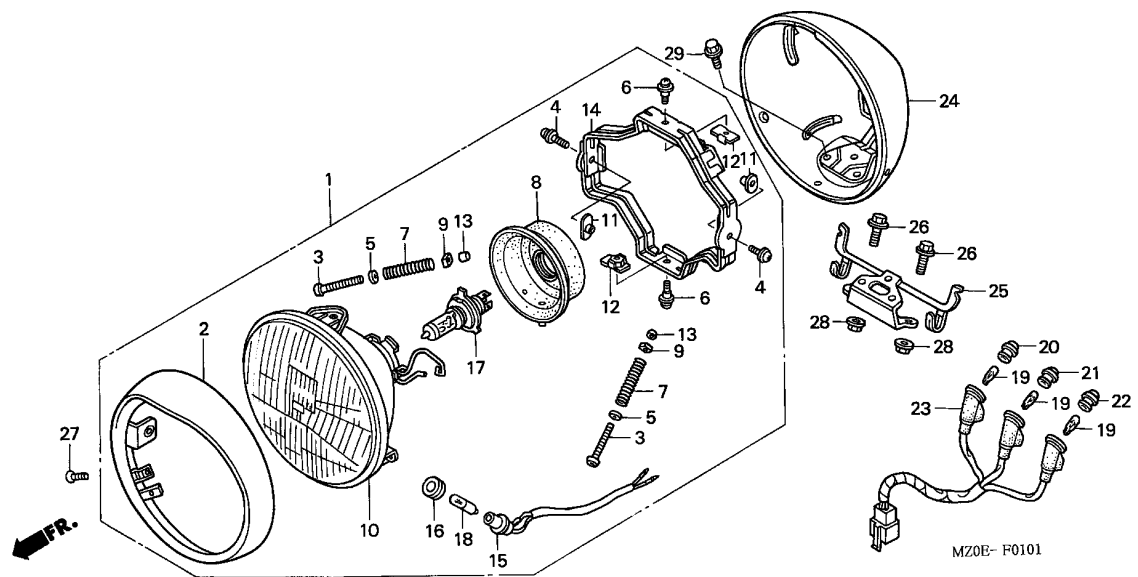
Ref. No.	Part No.	Description	Reqd. QTY						Serial No.	Parts catalogue code
			GL1500C			GL1500CD				
			1	2	3	1	2	3		
13	34901-MC7-601	BULB, HEADLIGHT (STANLEY) (12V 60/55W)	1	1	-	-	-	-	-----	CM,U
	34901-MC7-602	-	-	-	1	1	-		
14	34908-KM1-671	BULB, WEDGE BASE (T6.5) (12V 3W)	3	3	-	-	-	-	-----	CM,U
			-	-	3	3	3	3		
15	37551-MZO-018	LENS COMP., HIGH BEAM PILOT (BLUE)	1	1	-	-	-	-	-----	CM,U
			-	-	1	1	1	1		
16	37561-MZO-008	LENS COMP., WINKER PILOT (ORANGE)	1	1	1	-	-	-	-----	CM
			-	-	-	1	1	1		
	37561-MZO-611	LENS COMP., WINKER PILOT (GREEN)	1	1	1	-	-	-	-----	U
17	37571-MZO-008	LENS COMP., NEUTRAL PILOT (GREEN)	1	1	-	-	-	-	-----	CM,U
			-	-	1	1	1	1		
18	37606-MZO-008	SOCKET COMP., PILOT	1	1	-	-	-	-	-----	CM,U
			-	-	1	1	1	1		
19	61301-MZO-000	CASE COMP., HEADLIGHT	1	1	-	-	-	-	-----	CM,U
			-	-	1	1	1	1		
20	61311-MZO-000	STAY, HEADLIGHT	1	1	-	-	-	-	-----	CM,U
			-	-	1	1	1	1		
21	90183-438-000	BOLT, SPECIAL FLANGE, 8X26 ..	2	2	-	-	-	-	-----	CM,U
			-	-	2	2	2	2		
22	93700-05012-0B	SCREW, OVAL, 5X12	2	2	-	-	-	-	-----	CM,U
			-	-	2	2	2	2		
23	94050-08000	NUT, FLANGE, 8MM	2	2	-	-	-	-	-----	CM,U
			-	-	2	2	2	2		
24	95701-06010-00	BOLT, FLANGE, 6X10	3	3	-	-	-	-	-----	CM,U
			-	-	3	3	3	3		

3

F-1-1

HEADLIGHT(2)

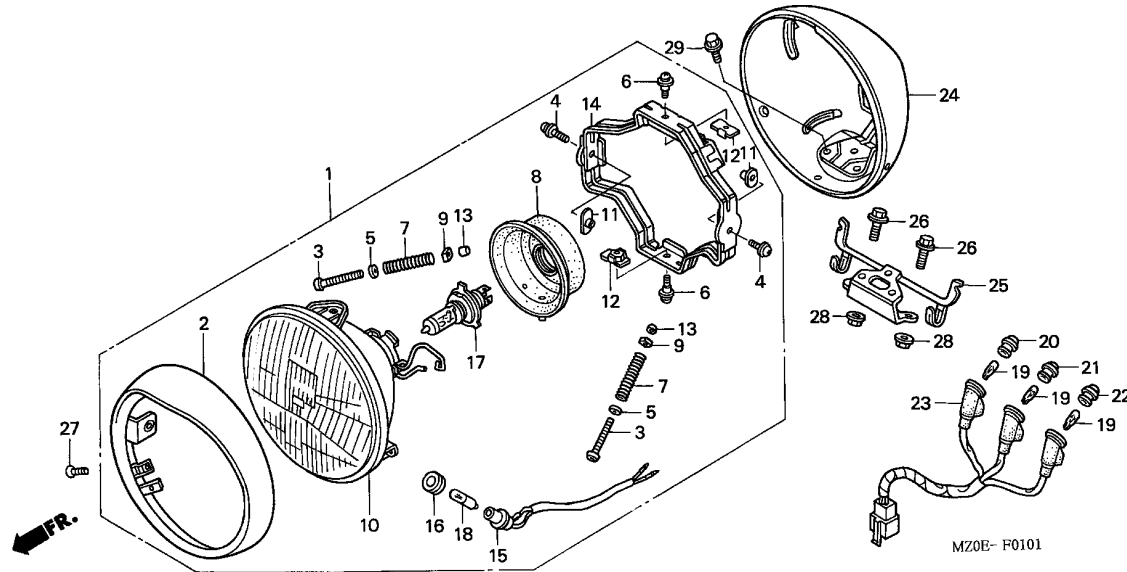
G 3



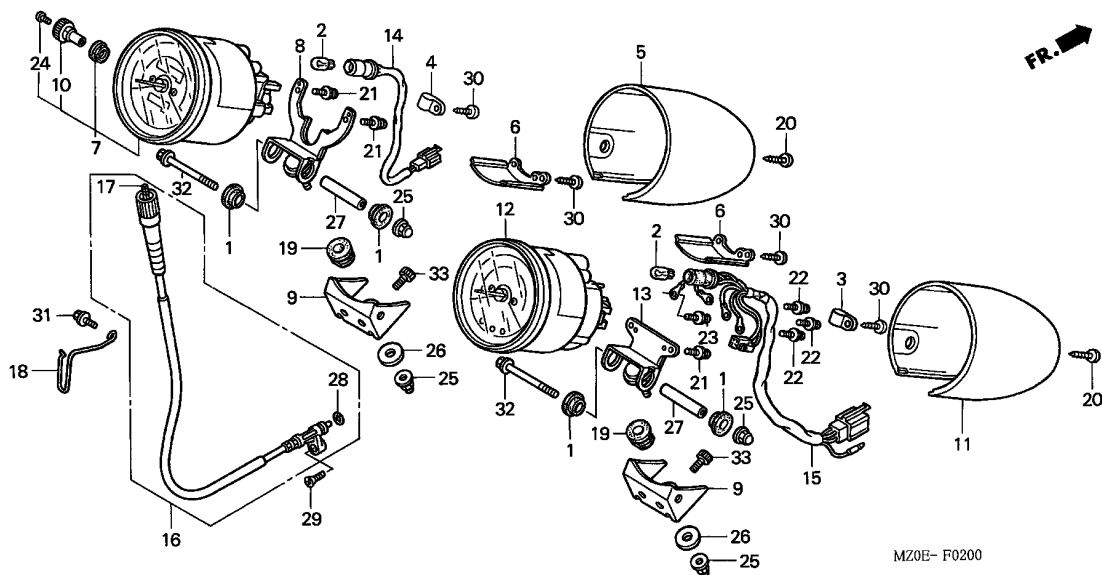
Service item	F.R.T.
BULB, HEADLIGHT	0.1
.BULB, POSITION	
.BULB, WEDGE BASE	
.HEADLIGHT ASSY.	
HEADLIGHT UNIT	0.2
(INC. RELATIVE PART)	
.SOCKET COMP., PILOT	
.SOCKET COMP., POSITION LIGHT	
CASE COMP., HEADLIGHT	0.3
.STAY, HEADLIGHT	

3

Ref. No.	Part No.	Description	Reqd. QTY			Serial No.	Parts catalogue code	
			GL1500C	GL1500CD				
1	33100-MZ0-601	HEADLIGHT ASSY. (12V 60/55W) (STANLEY)	1	1	-	-	-	E
	33100-MZ0-611	1	1	-	-	-	AR,ED,F,G,SW
2	33101-MZ0-671	RIM COMP., HEADLIGHT	1	1	-	-	-	AR,E,ED,F,G,SW
3	33103-MAH-671	SCREW, BEAM ADJUSTING	2	2	-	-	-	AR,E,ED,F,G,SW
4	33104-MAH-671	SCREW-WASHER	2	2	-	-	-	AR,E,ED,F,G,SW
5	33105-MAH-671	WASHER	2	2	-	-	-	AR,E,ED,F,G,SW
6	33106-MAH-671	SCREW-WASHER	2	2	-	-	-	AR,E,ED,F,G,SW
7	33107-MK7-671	SPRING, BEAM ADJUSTING	2	2	-	-	-	AR,E,ED,F,G,SW
8	33112-MM9-013	COVER, RUBBER	1	1	-	-	-	AR,E,ED,F,G,SW
9	33118-438-841	NUT, BEAM ADJUSTING	2	2	-	-	-	AR,E,ED,F,G,SW
10	33120-MAH-611	HEADLIGHT UNIT	1	1	-	-	-	AR,ED,F,G,SW
	33120-MZ0-601	1	1	-	-	-	E
11	33128-MAH-671	NUT, SPECIAL	2	2	-	-	-	AR,E,ED,F,G,SW
12	33129-MAH-671	NUT COMP.	2	2	-	-	-	AR,E,ED,F,G,SW
13	33136-426-830	COVER, SCREW	2	2	-	-	-	AR,E,ED,F,G,SW
14	33153-MAH-673	RING COMP., HEADLIGHT	1	1	-	-	-	AR,E,ED,F,G,SW
15	33170-MAH-611	SOCKET COMP., POSITION LIGHT	1	1	-	-	-	AR,E,ED,F,G,SW
16	33905-371-601	RUBBER, JOINT	1	1	-	-	-	AR,E,ED,F,G,SW
17	34901-MC7-601	BULB, HEADLIGHT (STANLEY) (12V 60/55W)	1	1	-	-	-	AR,E,ED,F,G,SW
18	34903-388-611	BULB, POSITION (12V 4W)	1	1	-	-	-	AR,E,ED,F,G,SW
19	34908-KM1-671	BULB, WEDGE BASE (T6.5) (12V 3W)	3	3	-	-	-	AR,E,ED,F,G,SW
20	37551-MZ0-018	LENS COMP., HIGH BEAM PILOT (BLUE)	1	1	-	-	-	AR,E,ED,F,G,SW



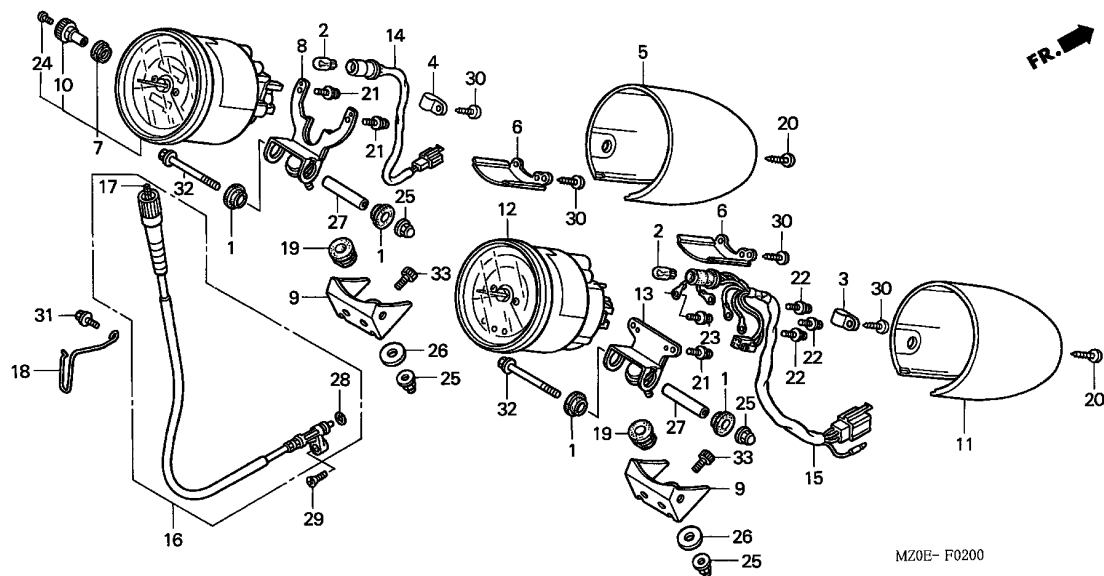
Ref. No.	Part No.	Description	Reqd. QTY						Serial No.	Parts catalogue code
			GL1500C			GL1500CD				
			1	2	3	1	2	3		
21	37561-MZ0-611	LENS COMP., WINKER PILOT (GREEN)	1	1	-	-	-	-	-----	AR,E,ED,F,G,SW
22	37571-MZ0-008	LENS COMP., NEUTRAL PILOT (GREEN)	1	1	-	-	-	-	-----	AR,E,ED,F,G,SW
23	37606-MZ0-008	SOCKET COMP., PILOT	1	1	-	-	-	-	-----	AR,E,ED,F,G,SW
24	61301-MZ0-000	CASE COMP., HEADLIGHT	1	1	-	-	-	-	-----	AR,E,ED,F,G,SW
25	61311-MZ0-000	STAY, HEADLIGHT	1	1	-	-	-	-	-----	AR,E,ED,F,G,SW
26	90183-438-000	BOLT, SPECIAL FLANGE, 8X26 ..	2	2	-	-	-	-	-----	AR,E,ED,F,G,SW
27	93700-05012-0B	SCREW, OVAL, 5X12	2	2	-	-	-	-	-----	AR,E,ED,F,G,SW
28	94050-08000	NUT, FLANGE, 8MM	2	2	-	-	-	-	-----	AR,E,ED,F,G,SW
29	95701-06010-00	BOLT, FLANGE, 6X10	3	3	-	-	-	-	-----	AR,E,ED,F,G,SW



Service item	F.R.T.
CABLE COMP., SPEEDOMETER	0.1
.CABLE, INNER	
.COVER, SPEEDOMETER	
.COVER, TACHOMETER	
SOCKET COMP.	0.3
.SPEEDOMETER COMP.	
.TACHOMETER COMP.	

3

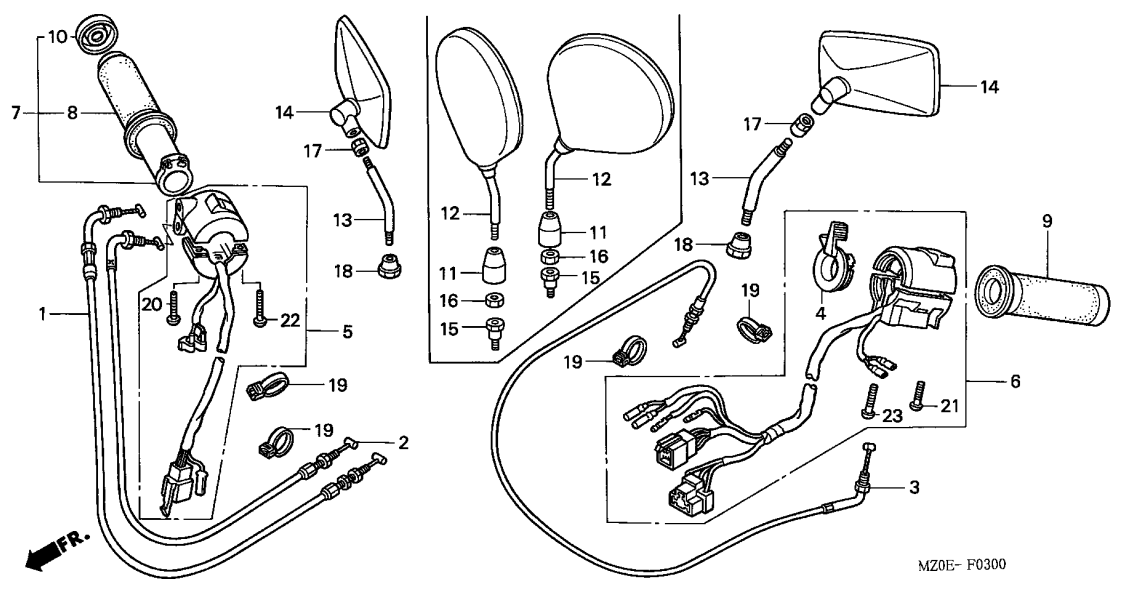
Ref. No.	Part No.	Description	Reqd. QTY						Serial No.	Parts catalogue code
			GL1500C			GL1500CD				
			1	2	3	1	2	3		
1	33718-MM2-000	RUBBER, TAILLIGHT SETTING ...	4	4	4	4	4	4		
2	34908-MB9-871	BULB, WEDGE BASE (12V 1.7W) .	2	2	2	2	2	2		
3	37121-KV3-008	CLAMP	1	1	1	1	1	1		
4	37122-MZ0-008	CLAMP	1	1	1	1	1	1		
5	37202-MZ0-008	COVER, SPEEDOMETER	1	1	1	1	1	1		
6	37204-MZ0-008	COVER, BLIND	2	2	2	2	2	2		
7	37205-MZ0-C41	SPEEDOMETER COMP. (KPH/MPH) (NIPPON SEIKI)	1	1	1	-	-	-	-----	CM
	37205-MZ0-E21	SPEEDOMETER COMP. (MPH/KPH) (NIPPON SEIKI)	-	-	-	1	1	1	-----	E
	37205-MZ0-G41	SPEEDOMETER COMP. (KPH) (NIPPON SEIKI)	1	1	1	-	-	-	-----	AR,ED,F,G,SW,U
8	37211-MZ0-008	STAY, SPEEDOMETER	1	1	1	1	1	1		
9	37213-MZ0-000	STAY, METER	2	2	2	2	2	2		
10	37220-MZ0-008	KNOB	1	1	1	1	1	1		
11	37252-MZ0-008	COVER, TACHOMETER	1	1	1	1	1	1		
12	37255-MZ0-S21	TACHOMETER COMP. (RPM) (NIPPON SEIKI)	1	1	-	-	-	-	-----	SW
	37255-MZ0-G41	1	1	1	-	-	-	-----	AR,E,ED,F,G,U
	37255-MZ0-A81	1	1	1	-	-	-	-----	CM
			-	-	-	1	1	1		
13	37261-MZ0-008	STAY, TACHOMETER	1	1	1	1	1	1		
14	37618-MZ0-008	SOCKET COMP.	1	1	1	1	1	1		
15	37619-MZ0-008	SOCKET COMP.	1	1	1	1	1	1		
16	44830-MAH-000	CABLE COMP., SPEEDOMETER	1	1	1	1	1	1		



MZ0E- F0200

Ref. No.	Part No.	Description	Reqd. QTY						Serial No.	Parts catalogue code
			GL1500C			GL1500CD				
			1	2	3	1	2	3		
17	44831-MAH-000	CABLE, INNER	1	1	1	1	1	1		
18	44832-MZ0-000	GUIDE, SPEEDOMETER CABLE	1	1	1	1	1	1		
19	84708-KE2-980	RUBBER A, NUMBER PLATE BRACKET	2	2	2	2	2	2		
20	90101-MY9-691	SCREW, TAPPING, 4X16	2	2	2	2	2	2		
21	90109-MZ0-008	SCREW-WASHER, 4X10	4	4	4	4	4	4		
22	90133-SL9-003	SCREW-WASHER, 3X18	3	3	3	3	3	3		
23	90134-SH3-003	SCREW-WASHER, 3X10(NS)	1	1	1	1	1	1		
24	90158-KM7-911	SCREW, PAN, 2X6	1	1	1	1	1	1		
25	90202-ZV0-000	NUT, CAP, 6MM	4	4	4	4	4	4		
26	90525-030-000	WASHER B, HANDLE HOLDER								
		SETTING	2	2	2	2	2	2		
27	91104-MZ0-008	COLLAR, 8X45	2	2	2	2	2	2		
28	91301-027-000	O-RING, 6.8X1.9	1	1	1	1	1	1		
29	93700-05020-06	SCREW, OVAL, 5X20	1	1	1	1	1	1		
30	93903-24320	SCREW, TAPPING, 4X12	4	4	4	4	4	4		
31	95701-06012-00	BOLT, FLANGE, 6X12	1	1	1	1	1	1		
32	96001-06055-02	BOLT, FLANGE, 6X55	2	2	2	2	2	2		
33	96700-06010-08	BOLT, SOCKET, 6X10	4	4	4	4	4	4		

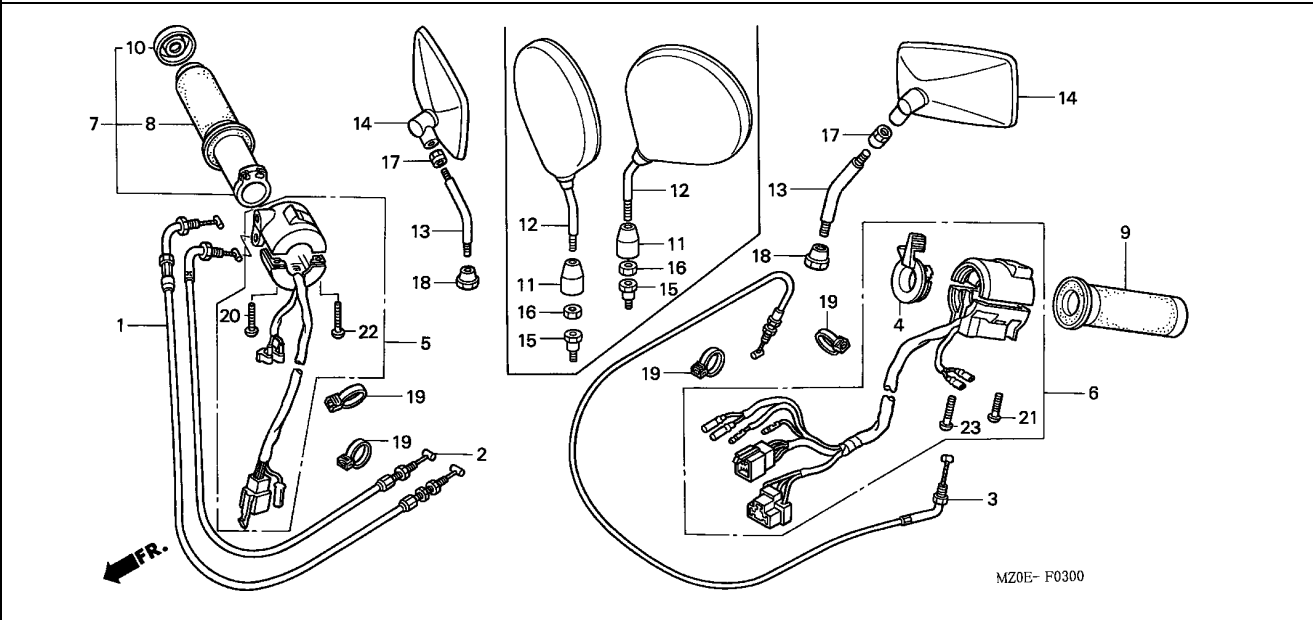




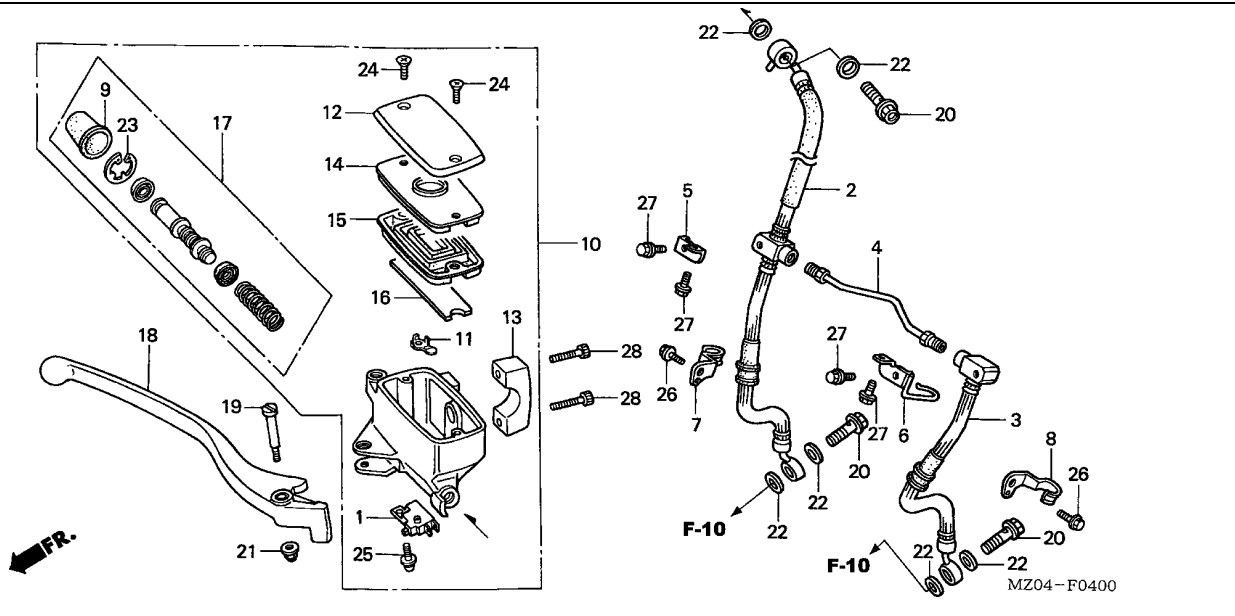
Service item	F.R.T.
GRIP COMP., L. HANDLE	0.1
GRIP, R. HANDLE	0.2
CABLE COMP., CHOKE	0.3
.GRIP COMP., R.	
.LEVER COMP., CHOKE	
CABLE COMP. A, THROTTLE	0.6
(SAME TIME FOR TWO UNITS)	
.CABLE COMP. B, THROTTLE	
.SWITCH SET, STARTER KILL	
SWITCH SET, WINKER	0.7

3

Ref. No.	Part No.	Description	Reqd. QTY						Serial No.	Parts catalogue code
			GL1500C			GL1500CD				
			1	2	3	1	2	3		
1	17910-MZ0-000	CABLE COMP. A, THROTTLE	1	1	1	1	1	1		
2	17920-MZ0-000	CABLE COMP. B, THROTTLE	1	1	1	1	1	1		
3	17950-MZ0-000	CABLE COMP., CHOKE	1	1	1	1	1	1		
4	17962-MZ0-671	LEVER COMP., CHOKE	1	1	1	1	1	1		
5	35015-MZ0-600	SWITCH SET, LIGHTING & STARTER KILL	1	1	-	-	-	-	AR,E,ED,F,G,SW	
	35013-MZ0-000	SWITCH SET, STARTER KILL	1	1	-	-	-	-	CM,U	
			-	-	1	1	1	1		
6	35020-MZ0-600	SWITCH SET, WINKER	1	1	1	-	-	-	AR,E,ED,F,G,SW,U	
	35020-MZ0-670	1	1	1	-	-	-	CM	
			-	-	-	1	1	1		
7	53145-MM8-000	GRIP COMP., R.	1	1	1	1	1	1		
8	53165-MM8-000	GRIP, R. HANDLE	1	1	1	1	1	1		
9	53166-KCR-000	GRIP COMP., L. HANDLE	1	1	1	1	1	1		
10	53167-MM8-000	CAP, GRIP END	1	1	1	1	1	1		
11	88130-MB6-620	COVER, LOCK NUT	2	2	-	-	-	-	AR,E,ED,F,G,SW	
12	88210-MAH-620	MIRROR COMP.	2	2	-	-	-	-	AR,E,ED,F,G,SW	
13	88215-MAH-000	STAY	2	2	-	-	-	-	CM,U	
			-	-	2	2	2	2		
14	88310-MZ0-000	MIRROR COMP., RR. VIEW	2	2	-	-	-	-	CM,U	
			-	-	2	2	2	2		
15	90003-MW3-620	BOLT, ADAPTER, 10MM	2	2	-	-	-	-	AR,E,ED,F,G,SW	
16	90201-MW3-620	NUT, HEX., 10MM	2	2	-	-	-	-	AR,E,ED,F,G,SW	
17	90314-ME8-000	NUT, LOCK	2	2	-	-	-	-	CM,U	
			-	-	2	2	2	2		



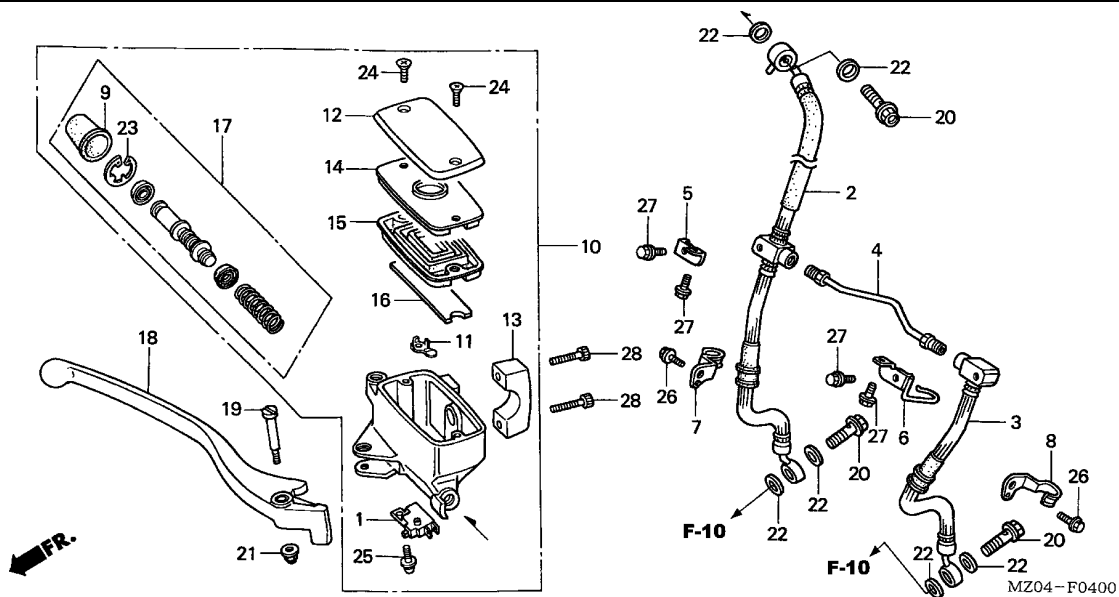
Ref. No.	Part No.	Description	Reqd. QTY						Serial No.	Parts catalogue code
			GL1500C			GL1500CD				
			1	2	3	1	2	3		
18	90314-375-000	NUT, LOCK	2	2	-	-	-	-	-----	CM,U
19	90690-GHB-701	CLIP, CABLE, 17MM	-	-	2	2	2	2		
20	93500-05020-0B	SCREW, PAN, 5X20	1	1	1	1	1	1		
21	93500-05022-0B	SCREW, PAN, 5X22	1	1	1	1	1	1		
22	93500-05025-0B	SCREW, PAN, 5X25	1	1	1	1	1	1		
23	93500-05032-0B	SCREW, PAN, 5X32	1	1	1	1	1	1		



Service item	F.R.T.
DIAPHRAGM	0.1
.LEVER COMP., R. HANDLE	
.SWITCH ASSY., FR. STOP	
CYLINDER SET, MASTER	0.4
.CYLINDER SUB ASSY., FR. BRAKE MASTER	
.HOSE, L. FR. BRAKE (ADD 0.1 FOR EACH.)	
.HOSE, R. FR. BRAKE	
.PIPE COMP., FR. BRAKE	



Ref. No.	Part No.	Description	Reqd. QTY						Serial No.	Parts catalogue code
			GL1500C			GL1500CD				
			1	2	3	1	2	3		
1	35340-MM5-600	SWITCH ASSY., FR. STOP	1	1	1	1	1	1		
2	45125-MZ0-A50	HOSE, R. FR. BRAKE	1	1	1	1	1	1		
3	45126-MZ0-A50	HOSE, L. FR. BRAKE	1	1	1	1	1	1		
4	45135-MZ0-000	PIPE COMP., FR. BRAKE	1	1	1	1	1	1		
5	45155-MZ0-000	STAY, R. FR. BRAKE HOSE	1	1	1	1	1	1		
6	45156-MZ0-000	STAY, L. FR. BRAKE HOSE	1	1	1	1	1	1		
7	45157-MZ0-000	CLAMPER, R. FR. BRAKE HOSE ..	1	1	1	1	1	1		
8	45158-MZ0-000	CLAMPER, L. FR. BRAKE HOSE ..	1	1	1	1	1	1		
9	45504-410-003	BOOT COMP.	1	1	1	1	1	1		
10	45510-MZ0-A41	CYLINDER SUB ASSY., FR. BRAKE MASTER (NISSIN)	1	1	1	1	1	1		
11	45512-MA6-006	PROTECTOR	1	1	1	1	1	1		
12	45513-MR1-006	CAP, MASTER CYLINDER (NISSIN)	1	1	-	1	1	-		
	45513-MR1-016	-	-	1	-	-	1		
13	45517-MR1-671	HOLDER, MASTER CYLINDER (NISSIN)	1	1	1	1	1	1		
14	45518-MM5-006	PLATE, DIAPHRAGM	1	1	1	1	1	1		
15	45520-MM5-006	DIAPHRAGM	1	1	1	1	1	1		
16	45523-MN5-006	FLOAT, FR. MASTER CYLINDER (NISSIN)	1	1	1	1	1	1		
17	45530-MA4-671	CYLINDER SET, MASTER	1	1	1	1	1	1		
18	53175-MR1-671	LEVER COMP., R. HANDLE	1	1	1	1	1	1		
19	90114-MA5-671	BOLT, HANDLE LEVER PIVOT	1	1	1	1	1	1		
20	90145-MS9-612	BOLT, OIL, 10X22	3	3	3	3	3	3		
21	90201-415-000	NUT, CAP, 6MM	1	1	1	1	1	1		

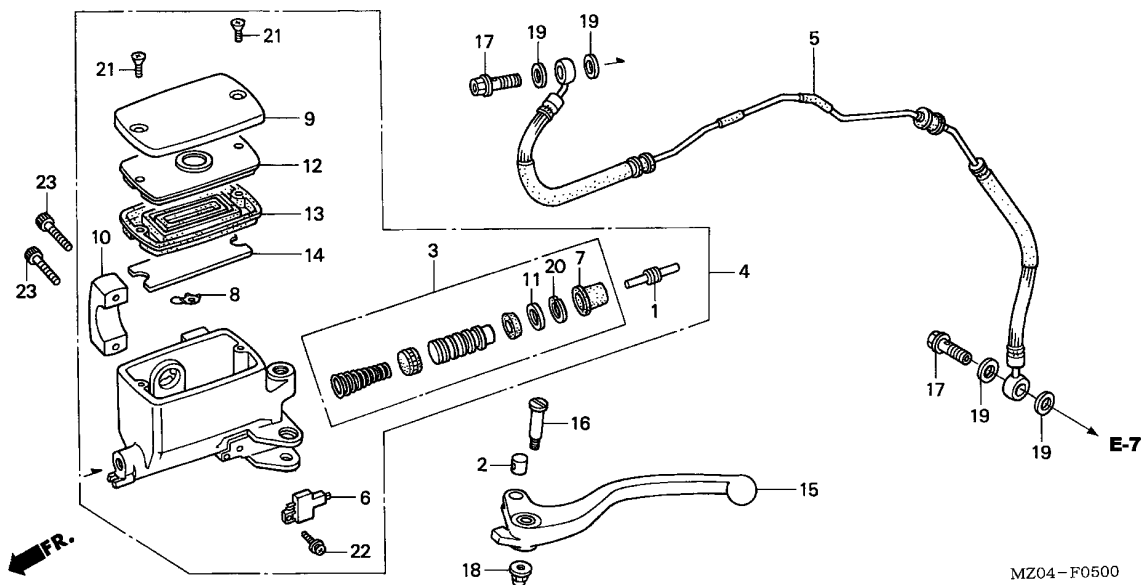


Ref. No.	Part No.	Description	Reqd. QTY						Serial No.	Parts catalogue code
			GL1500C			GL1500CD				
			1	2	3	1	2	3		
22	90545-300-000	WASHER, OIL BOLT	6	6	6	6	6	6		
23	90651-MA5-671	CIRCLIP	1	1	1	1	1	1		
24	93600-04012-1A	SCREW, FLAT, 4X12	2	2	2	2	2	2		
25	93893-04012-17	SCREW-WASHER, 4X12	1	1	1	1	1	1		
26	96001-06010-02	BOLT, FLANGE, 6X10	2	2	2	2	2	2		
27	96001-06012-07	BOLT, FLANGE, 6X12	4	4	4	4	4	4		
28	96700-06022-10	BOLT, SOCKET, 6X22	2	2	2	2	2	2		

F-5

CLUTCH MASTER CYLINDER

G11



Service item	F.R.T.
DIAPHRAGM	0.1
.LEVER COMP., L. HANDLE	
.SWITCH ASSY., CLUTCH	
CYLINDER SUB ASSY., CLUTCH	
MASTER	0.4
.PISTON SET, CLUTCH MASTER	
CYLINDER	
PIPE COMP., CLUTCH	1.0

MZ04-F0500

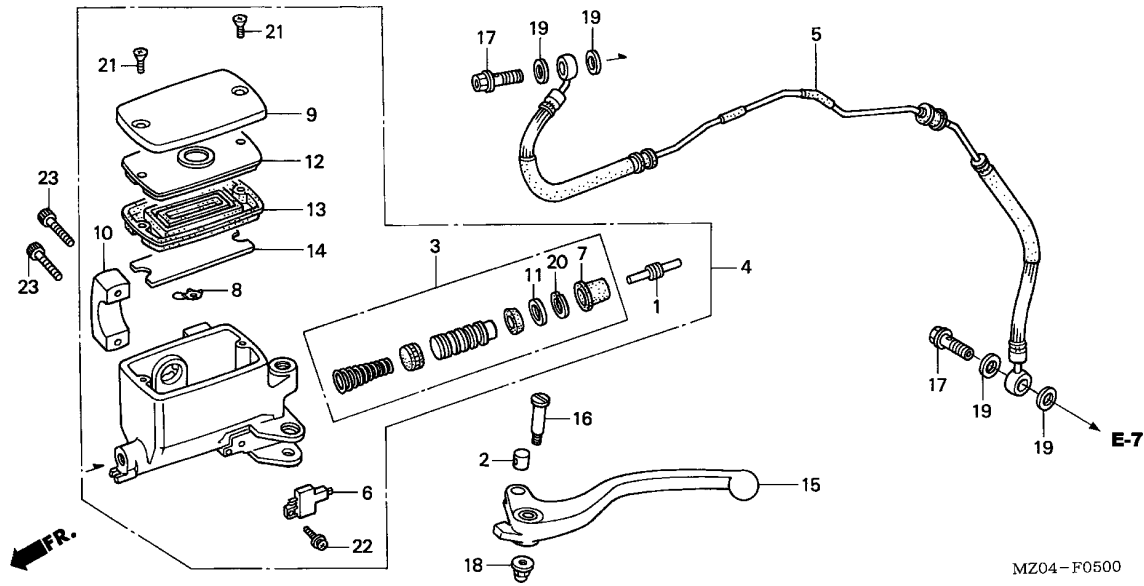
3

Ref. No.	Part No.	Description	Reqd. QTY						Serial No.	Parts catalogue code
			GL1500C			GL1500CD				
			1	2	3	1	2	3		
1	22884-MB0-006	ROD, PUSH	1	1	1	1	1	1		
2	22885-MB0-006	BUSH	1	1	1	1	1	1		
3	22886-MB4-305	PISTON SET, CLUTCH MASTER								
		CYLINDER	1	1	1	1	1	1		
4	22890-MZ0-A41	CYLINDER SUB ASSY., CLUTCH								
		MASTER (NISSIN)	1	1	1	1	1	1		
5	22900-MZ0-A50	PIPE COMP., CLUTCH	1	1	1	1	1	1		
6	35330-MB0-003	SWITCH ASSY., CLUTCH	1	1	1	1	1	1		
7	45504-410-003	BOOT COMP.	1	1	1	1	1	1		
8	45512-MA6-006	PROTECTOR	1	1	1	1	1	1		
9	45513-MR1-006	CAP, MASTER CYLINDER (NISSIN)	1	1	-	1	1	-		
	45513-MR1-016	-	-	1	-	-	1		
10	45517-MR1-671	HOLDER, MASTER CYLINDER								
		(NISSIN)	1	1	1	1	1	1		
11	45518-MB0-006	PLATE, STOPPER	1	1	1	1	1	1		
12	45518-MM5-006	PLATE, DIAPHRAGM	1	1	1	1	1	1		
13	45520-MM5-006	DIAPHRAGM	1	1	1	1	1	1		
14	45523-MN5-006	FLOAT, FR. MASTER CYLINDER								
		(NISSIN)	1	1	1	1	1	1		
15	53178-MM5-006	LEVER COMP., L. HANDLE	1	1	1	1	1	1		
16	90114-MA5-671	BOLT, HANDLE LEVER PIVOT	1	1	1	1	1	1		
17	90145-MS9-612	BOLT, OIL, 10X22	2	2	2	2	2	2		
18	90201-415-000	NUT, CAP, 6MM	1	1	1	1	1	1		
19	90545-300-000	WASHER, OIL BOLT	4	4	4	4	4	4		
20	90651-377-003	CIRCLIP, INTERNAL, 18MM	1	1	1	1	1	1		

F-5

CLUTCH MASTER CYLINDER

G12



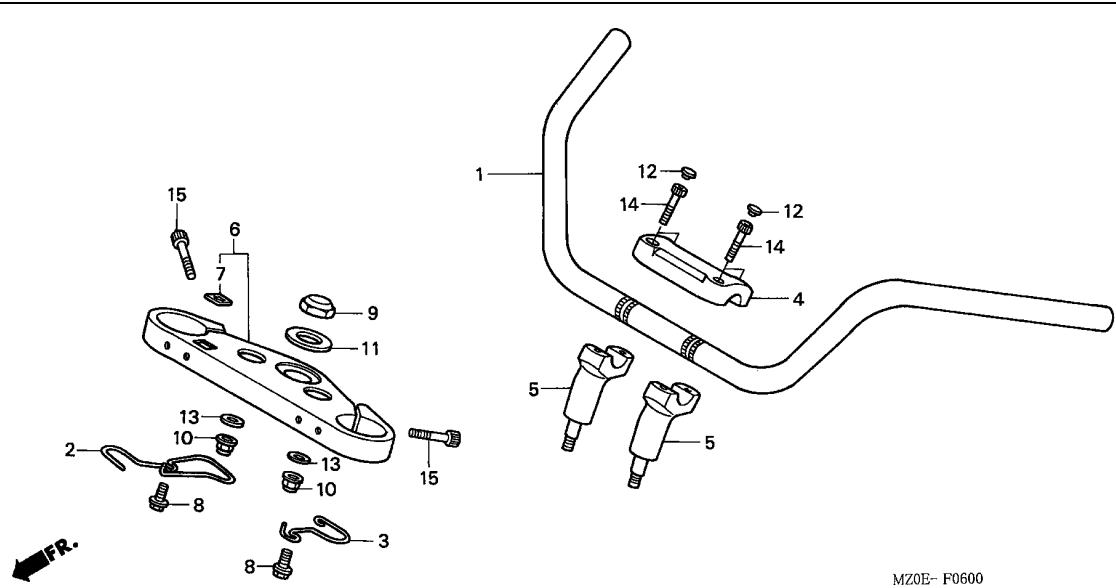
Ref. No.	Part No.	Description	Reqd. QTY						Serial No.	Parts catalogue code
			GL1500C			GL1500CD				
			1	2	3	1	2	3		
21	93600-04012-1A	SCREW, FLAT, 4X12	2	2	2	2	2	2		
22	93893-04012-17	SCREW-WASHER, 4X12	1	1	1	1	1	1		
23	96700-06022-10	BOLT, SOCKET, 6X22	2	2	2	2	2	2		

3

F-6

HANDLE PIPE/TOP BRIDGE

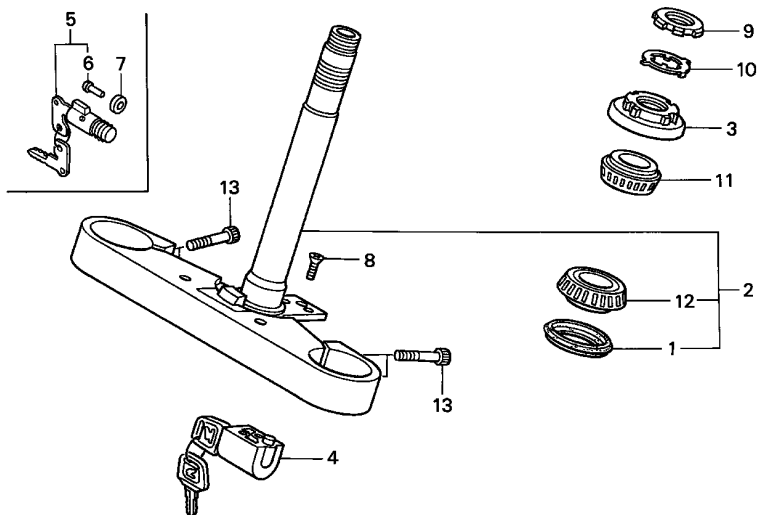
G13



Service item	F.R.T.
HOLDER, HANDLE LOWER (ADD 0.1 FOR EACH.)	0.2
BRIDGE COMP., FORK TOP	0.5
PIPE, STEERING HANDLE	0.6

3

Ref. No.	Part No.	Description	Reqd. QTY						Serial No.	Parts catalogue code
			GL1500C			GL1500CD				
			1	2	3	1	2	3		
1	53100-MZO-000	PIPE, STEERING HANDLE	1	1	1	1	1	1		
2	53110-MZO-000	GUIDE, THROTTLE CABLE	1	1	1	1	1	1		
3	53111-MZO-000	GUIDE, CLUTCH HOSE	1	1	1	1	1	1		
4	53131-MZO-000	HOLDER, HANDLE UPPER	1	1	1	1	1	1		
5	53231-MZO-000	HOLDER, HANDLE LOWER	2	2	2	2	2	2		
6	53300-MZO-000	BRIDGE COMP., FORK TOP	1	1	1	1	1	1		
7	86150-MR1-760	EMBLEM, WING MARK	1	1	1	1	1	1		
8	90123-KVO-000	BOLT, FLANGE, 8X16	2	2	2	2	2	2		
9	90304-415-000	NUT, STEERING STEM	1	1	1	1	1	1		
10	90306-KFO-003	NUT, FLANGE, 12MM	2	2	2	2	2	2		
11	90503-283-000	WASHER, STEERING STEM	1	1	1	1	1	1		
12	91455-MBO-010	CAP, SOCKET BOLT, 8MM	4	4	4	4	4	4		
13	94101-12000	WASHER, PLAIN, 12MM	2	2	2	2	2	2		
14	96700-08032-10	BOLT, SOCKET, 8X32	4	4	4	4	4	4		
15	96700-10032-10	BOLT, SOCKET, 10X32	2	2	2	2	2	2		



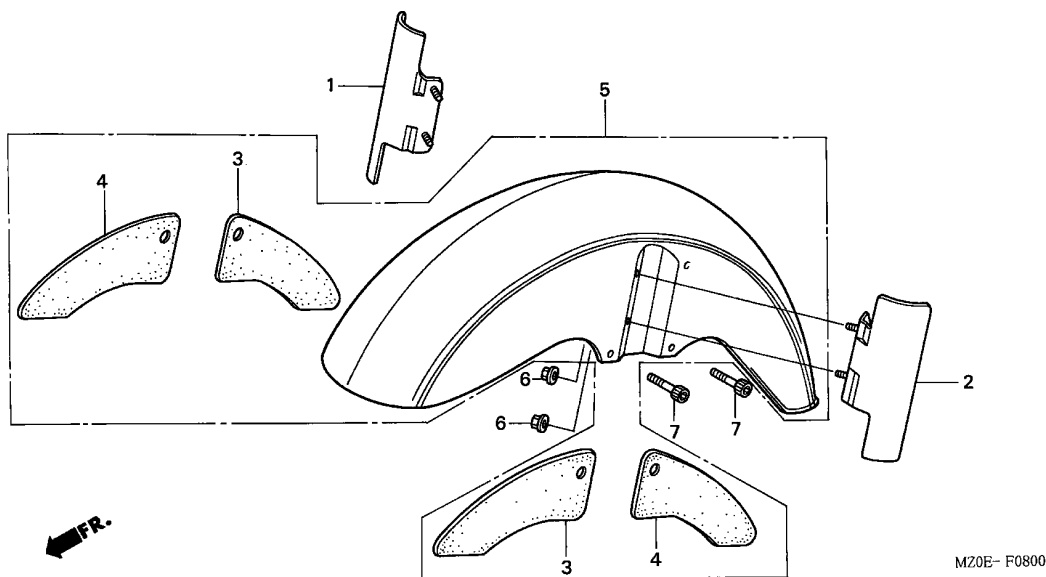
Service item	F.R.T.
LOCK COMP., STEERING HANDLE ..	0.2
THREAD COMP., STEERING HEAD	
STEM SUB ASSY., STEERING	TOP 0.6
LOCK, STEERING HANDLE	1.1
BEARING, HEAD PIPE	1.2
BEARING, HEAD PIPE	1.3
(SAME TIME FOR TWO UNITS)	

Ref. No.	Part No.	Description	Reqd. QTY						Serial No.	Parts catalogue code
			GL1500C			GL1500CD				
			1	2	3	1	2	3		
1	53214-371-010	DUST SEAL, STEERING HEAD	1	1	1	1	1	1		
2	53219-MZ0-G40	STEM SUB ASSY., STEERING	1	1	1	-	-	-	AR,E,ED,F,G,SW,U	
	53219-MZ0-A80	1	1	1	-	-	-	CM	
3	53220-422-000	THREAD COMP., STEERING HEAD				1	1	1		
		TOP	1	1	1	1	1	1		
4	53600-GCN-003	LOCK, STEERING HANDLE								
		(HONDA LOCK)	1	1	1	-	-	-	CM	
5	53600-404-611	LOCK COMP., STEERING HANDLE ..	1	1	1	-	-	-	AR,E,ED,F,G,SW,U	
6	53603-051-000	RIVET, 4.1MM	1	1	1	-	-	-	AR,E,ED,F,G,SW,U	
7	53604-098-940	WASHER, 4.5MM	1	1	1	-	-	-	AR,E,ED,F,G,SW,U	
8	90164-028-000	SCREW, U-LOCK FLAT, 6X12	2	2	2	-	-	-	CM	
9	90302-425-830	THREAD B, STEERING HEAD TOP ..	1	1	1	1	1	1		
10	90506-425-830	WASHER, LOCK	1	1	1	1	1	1		
11	91015-425-831	BEARING, HEAD PIPE UPPER (NTN)	1	1	1	1	1	1		
12	91016-371-000	BEARING, HEAD PIPE UNDER	1	1	1	1	1	1		
13	96600-08032-10	BOLT, SOCKET, 8X32	4	4	4	4	4	4		

F-8

FRONT FENDER

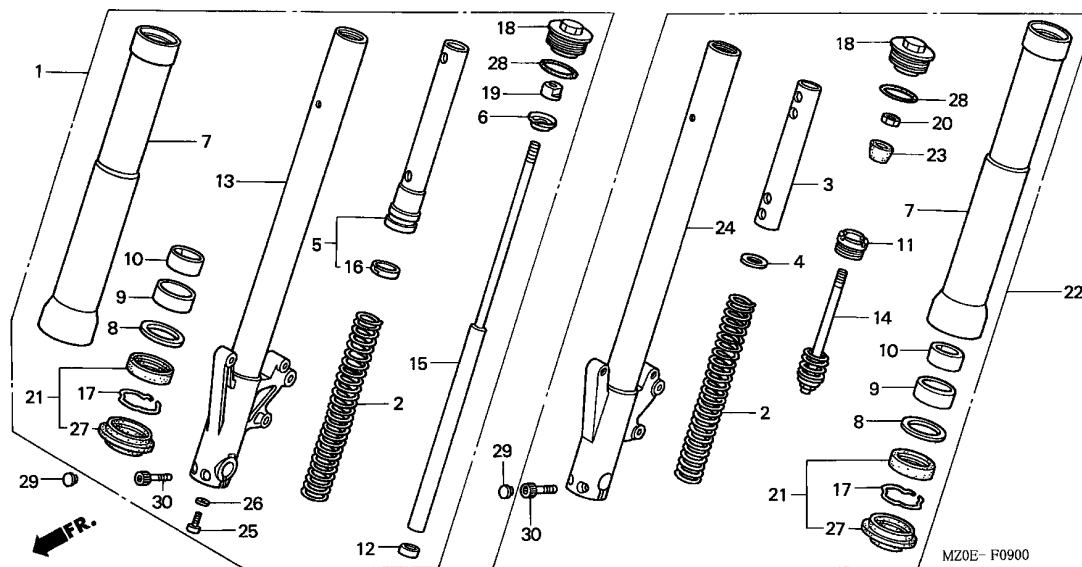
G15



Service item	F.R.T.
COVER, L. FR. FENDER	0.1
COVER, R. FR. FENDER	0.1
FENDER SET, FR.	0.2

3

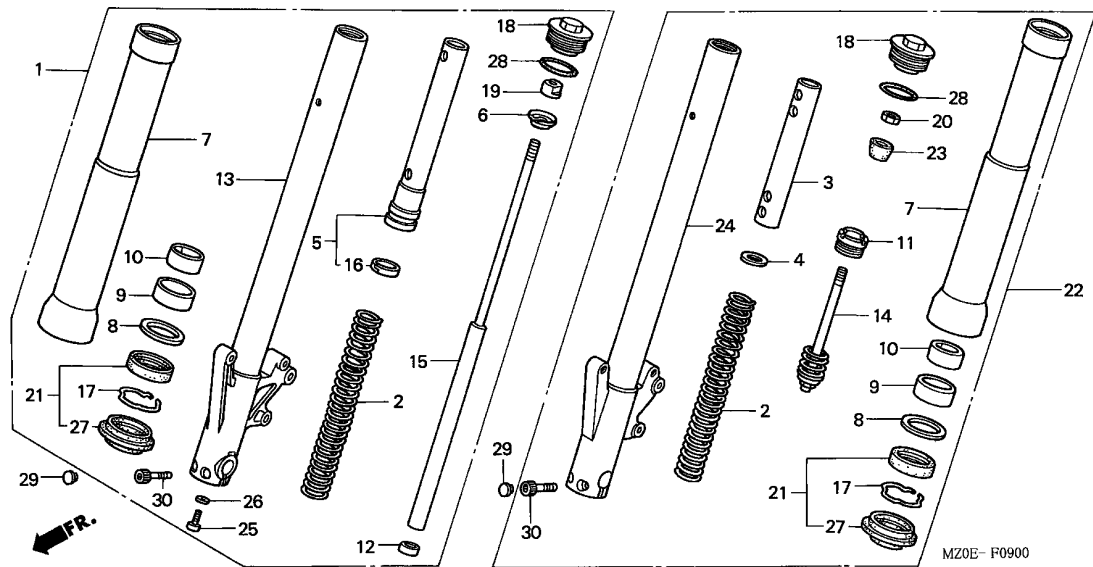
Ref. No.	Part No.	Description	Reqd. QTY						Serial No.	Parts catalogue code
			GL1500C			GL1500CD				
			1	2	3	1	2	3		
1	61101-MZO-000	COVER, R. FR. FENDER	1	1	1	1	1	1		
2	61102-MZO-000	COVER, L. FR. FENDER	1	1	1	1	1	1		
3	61103-MZO-A40	PROTECTOR A, FR. FENDER	2	2	2	2	2	2		
4	61104-MZO-A40	PROTECTOR B, FR. FENDER	2	2	2	2	2	2		
5	61110-MZO-B00ZA	FENDER SET, FR. *NH1*.....BLACK	1	-	-	-	-	-	-----	AR,CM,E,ED,F,G,SW
	61110-MZO-B00ZB	FENDER SET, FR. *TYPE1*(WL) -	1	-	-	-	-	-	-----	CM
	61110-MZO-B00ZC	FENDER SET, FR. *TYPE2 1*(WL)	1	-	-	-	-	-	-----	CM,U
	61110-MZO-B30ZA	FENDER SET, FR. *NH1*.....BLACK	-	1	-	-	-	-	-----	AR,CM,E,ED,F,G,SW
	61110-MZO-B30ZB	FENDER SET, FR. *TYPE2*(WL) -	-	-	-	-	1	-	-----	
	61110-MZO-B30ZC	FENDER SET, FR. *TYPE4*(WL) -	-	1	-	-	-	-	-----	U
			-	-	-	-	1	-		
6	94050-06000	NUT, FLANGE, 6MM	4	4	4	4	4	4		
7	96600-06032-00	BOLT, SOCKET, 6X32	4	4	4	4	4	4		



Service item	F.R.T.
FORK ASSY., L. FR. (ADD 0.2 FOR EACH.)	0.5
.FORK ASSY., R. FR.	
ROD COMP.	0.7
.SPRING, FR. FORK	
.TUBE, OUTER (ADD 0.6 FOR EACH.)	
DAMPER COMP., FR.	0.8
.SEAL SET, FR. FORK (ADD 0.5 FOR EACH.)	
PIPE, L. SLIDE	0.9
(ADD 0.6 FOR EACH.)	
.PIPE, R. SLIDE	

Ref. No.	Part No.	Description	Reqd. QTY						Serial No.	Parts catalogue code
			GL1500C			GL1500CD				
			1	2	3	1	2	3		
1	51400-MZO-003	FORK ASSY., R. FR. (SHOWA) ..	1	1	1	1	1	1		
2	51401-MZO-003	SPRING, FR. FORK	2	2	2	2	2	2		
3	51402-MZO-003	COLLAR, SPRING	1	1	1	1	1	1		
4	51403-MZO-003	PLATE, SPRING JOINT	1	1	1	1	1	1		
5	51404-MZO-003	COLLAR COMP., SPRING	1	1	1	1	1	1		
6	51408-MZO-003	STOPPER, SPRING SEAT	1	1	1	1	1	1		
7	51410-MZO-003	TUBE, OUTER	2	2	2	2	2	2		
8	51412-KZ3-003	RING, BACK UP	2	2	2	2	2	2		
9	51414-MT7-003	BUSH, GUIDE (SHOWA)	2	2	2	2	2	2		
10	51415-KZ3-701	BUSH, SLIDER	2	2	2	2	2	2		
11	51415-MZO-003	BOLT, INNER FORK PIPE	1	1	1	1	1	1		
12	51421-MR8-901	PLATE, CENTERING	1	1	1	1	1	1		
13	51425-MZO-003	PIPE, R. SLIDE	1	1	1	1	1	1		
14	51426-MZO-003	ROD COMP.	1	1	1	1	1	1		
15	51430-MZO-003	DAMPER COMP., FR.	1	1	1	1	1	1		
16	51435-KZ3-701	RING, PISTON	1	1	1	1	1	1		
17	51447-KZ3-003	RING, OIL SEAL STOPPER	2	2	2	2	2	2		
18	51450-MZO-003	BOLT, FR. FORK	2	2	2	2	2	2		
19	51451-KAE-871	NUT, LOCK (SHOWA)	1	1	1	1	1	1		
20	51451-MAJ-G41	NUT, HEX., 10MM	1	1	1	1	1	1		
21	51490-MW0-003	SEAL SET, FR. FORK	2	2	2	2	2	2		
22	51500-MZO-003	FORK ASSY., L. FR. (SHOWA) ..	1	1	1	1	1	1		
23	51517-MZO-003	RUBBER, STOPPER	1	1	1	1	1	1		
24	51525-MZO-003	PIPE, L. SLIDE	1	1	1	1	1	1		
25	90116-KV3-701	BOLT, SOCKET, 8MM	1	1	1	1	1	1		





MZOE- F0900

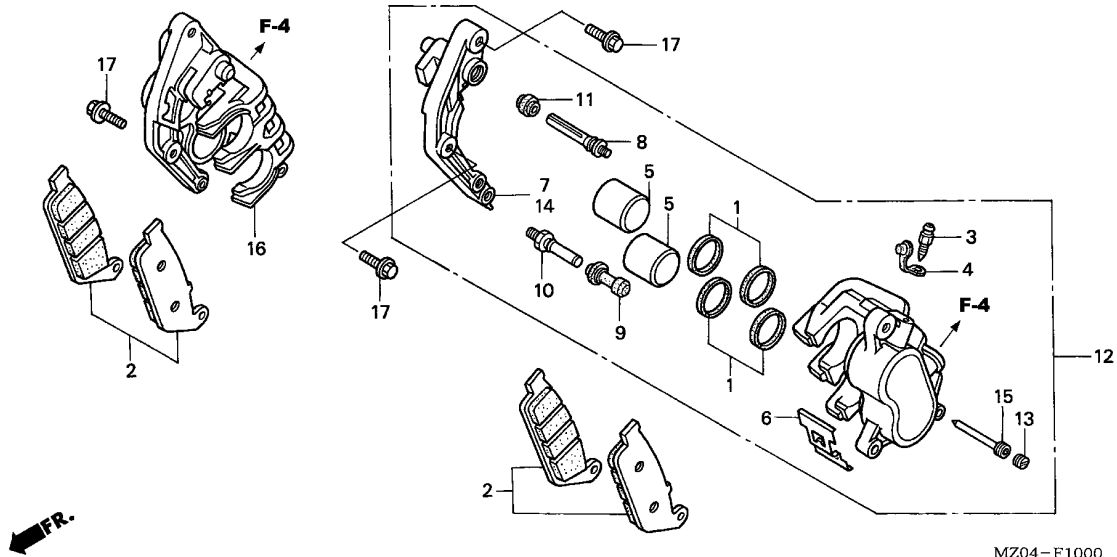
3

Ref. No.	Part No.	Description	Reqd. QTY						Serial No.	Parts catalogue code
			GL1500C			GL1500CD				
			1	2	3	1	2	3		
26	90544-283-000	WASHER, SPECIAL, 8MM	1	1	1	1	1	1		
27	91254-KZ3-003	DUST SEAL	2	2	2	2	2	2		
28	91356-KZ3-003	O-RING, 44.7X2.4	2	2	2	2	2	2		
29	91455-MB0-010	CAP, SOCKET BOLT, 8MM	4	4	4	4	4	4		
30	96600-08030-00	BOLT, SOCKET, 8X30	4	4	4	4	4	4		

F-10

FRONT BRAKE CALIPER

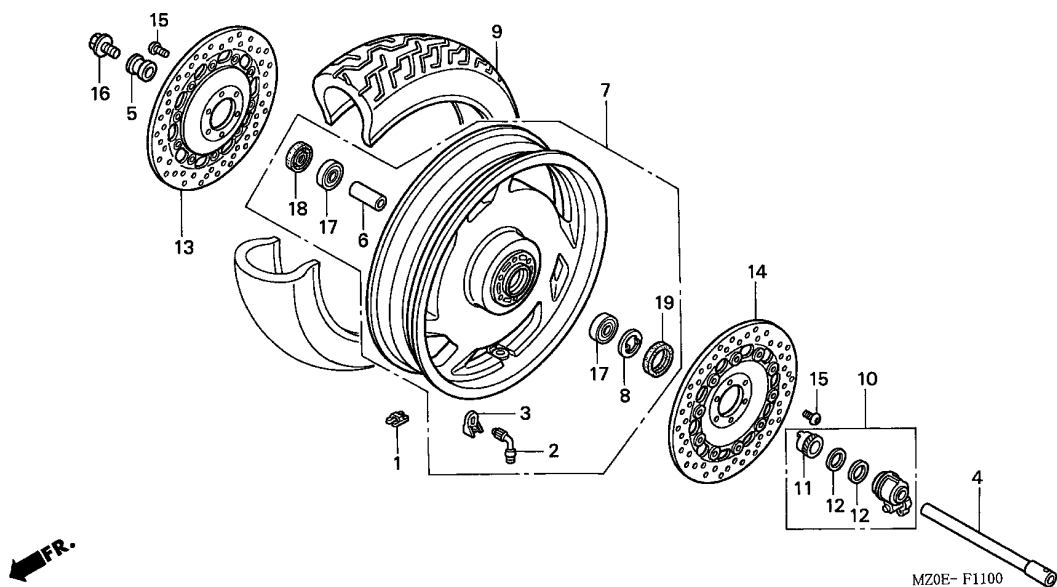
H 2



Service item	F.R.T.
PAD SET, FR.	0.1
BRACKET COMP., L. FR.	0.2
.BRACKET COMP., R. FR.	
CALIPER SUB ASSY., L. FR.	
(ADD 0.2 FOR EACH.)	
.CALIPER SUB ASSY., R. FR.	
	0.4
PISTON	0.5
(ADD 0.1 FOR EACH.)	
(INC. RELATIVE PART)	

Ref. No.	Part No.	Description	Reqd. QTY						Serial No.	Parts catalogue code
			GL1500C			GL1500CD				
			1	2	3	1	2	3		
1	06431-MZ0-760	SEAL SET, PISTON	4	4	4	4	4	4		
2	06455-MZ0-760	PAD SET, FR.	2	2	2	2	2	2		
3	43352-MZ0-760	SCREW, BLEEDER	2	2	2	2	2	2		
4	43353-KBP-930	CAP, BLEEDER	2	2	2	2	2	2		
5	45107-MZ0-760	PISTON	4	4	4	4	4	4		
6	45108-MZ0-760	SPRING, PAD	2	2	2	2	2	2		
7	45110-MZ0-760	BRACKET COMP., L. FR.	1	1	1	1	1	1		
8	45131-MZ0-890	BOLT A, PIN	2	2	2	2	2	2		
9	45132-GW3-980	BUSH, PIN	2	2	2	2	2	2		
10	45137-GW3-980	BOLT, PIN	2	2	2	2	2	2		
11	45139-GW3-980	BOOT B	2	2	2	2	2	2		
12	45150-MZ0-760	CALIPER SUB ASSY., L. FR.								
		BRAKE	1	1	1	1	1	1		
13	45203-GW3-980	PLUG, PIN	2	2	2	2	2	2		
14	45210-MZ0-760	BRACKET COMP., R. FR.	1	1	1	1	1	1		
15	45215-MZ0-760	PIN, HANGER	2	2	2	2	2	2		
16	45250-MZ0-760	CALIPER SUB ASSY., R. FR.								
		BRAKE	1	1	1	1	1	1		
17	90101-MZ8-000	BOLT, SPECIAL FLANGE, 8X32 ..	4	4	4	4	4	4		

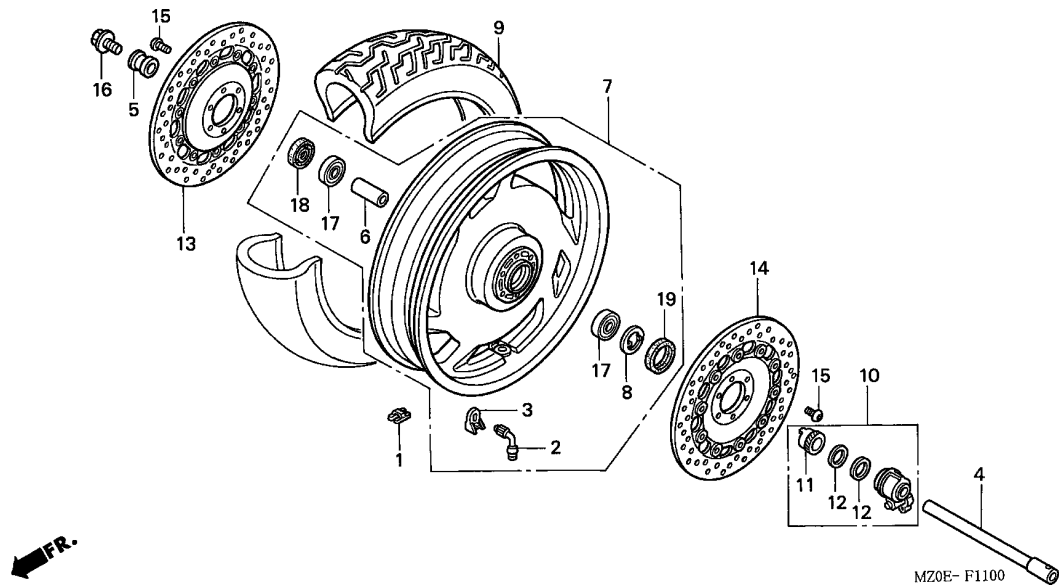
3



Service item	F.R.T.
AXLE, FR. WHEEL	0.3
.BOX ASSY., SPEEDOMETER GEAR	
DISK COMP., L. FR. BRAKE	0.4
(ADD 0.1 FOR EACH.)	
.DISK COMP., R. FR. BRAKE	
BEARING, RADIAL BALL, 6204 ...	0.5
(ADD 0.1 FOR EACH.)	
.COLLAR, FR. AXLE DISTANCE	
WEIGHT, BALANCE	0.8
TIRE, FR.	1.0
WHEEL SUB ASSY., FR.	1.1

3

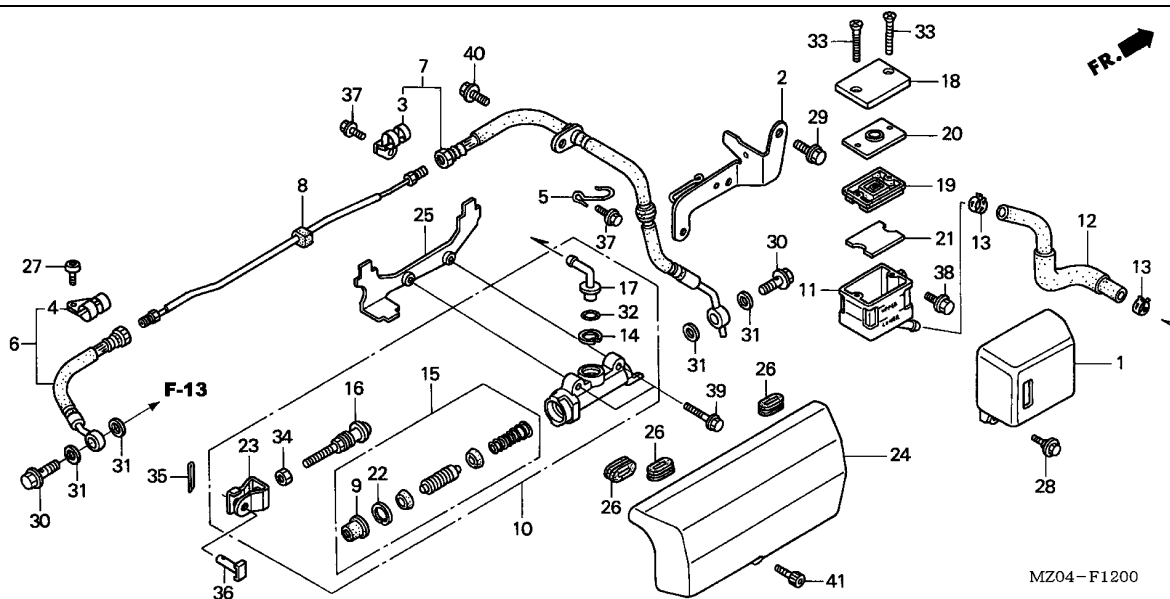
Ref. No.	Part No.	Description	Reqd. QTY						Serial No.	Parts catalogue code
			GL1500C			GL1500CD				
			1	2	3	1	2	3		
1	42704-MB0-000	WEIGHT, BALANCE (10G)	N	N	N	N	N	N		
	42705-MB0-000	WEIGHT, BALANCE (20G)	N	N	N	N	N	N		
	42706-MB0-000	WEIGHT, BALANCE (30G)	N	N	N	N	N	N		
2	42753-MN5-004	VALVE, RIM (DUNLOP)	1	1	1	1	1	1		
3	42754-MN5-000	HOLDER, RIM VALVE	1	1	1	1	1	1		
4	44301-MZ0-A40	AXLE, FR. WHEEL	1	1	1	1	1	1		
5	44311-ML7-000	COLLAR, FR. WHEEL SIDE	1	1	1	1	1	1		
6	44620-MZ0-010	COLLAR, FR. AXLE DISTANCE ...	1	1	1	1	1	1		
7	44650-MZ0-020	WHEEL SUB ASSY., FR.	1	1	-	-	-	-	AR, E, ED, F, G, SW, U	
	44650-MZ0-672	1	1	-	-	-	-	CM	
	44650-MZ0-B20	-	-	-	1	1	-		
	44650-MZ0-030	-	-	1	-	-	-	U	
	44650-MZ0-673	-	-	1	-	-	-	CM	
	44650-MZ0-B21	-	-	-	-	-	1		
8	44680-ML7-000	RETAINER, GEAR BOX	1	1	1	1	1	1		
9	44711-MZ0-A01	TIRE, FR. (DUNLOP)								
		(150/80R17 72H)	1	1	-	1	1	-		
	44711-MZ0-A02	TIRE, FR. (DUNLOP)								
		(150/80R17 M/C 72H)	-	-	1	-	-	1		
10	44800-MR1-003	BOX ASSY., SPEEDOMETER GEAR	1	1	1	1	1	1		
11	44806-MR1-003	GEAR, SPEEDOMETER	1	1	1	1	1	1		
12	44809-ML7-003	WASHER, SPEEDOMETER GEAR	2	2	2	2	2	2		
13	45120-MZ0-003	DISK COMP., R. FR. BRAKE	1	1	1	1	1	1		
14	45220-MZ0-003	DISK COMP., L. FR. BRAKE	1	1	1	1	1	1		
15	90106-MBB-000	BOLT, DISK, 6X17	12	12	12	12	12	12		
16	90305-ML7-000	BOLT, FR. AXLE	1	1	1	1	1	1		



Ref. No.	Part No.	Description	Reqd. QTY						Serial No.	Parts catalogue code
			GL1500C			GL1500CD				
			1	2	3	1	2	3		
17	91052-MBR-003	BEARING, RADIAL BALL, 6204 ..	2	2	2	2	2	2		
18	91252-MC4-003	OIL SEAL, 28X47.2X7 (ARAI) ...	1	1	1	1	1	1		
19	91258-ML7-003	DUST SEAL, 45X55X5 (ARAI)	1	1	1	1	1	1		

F-12

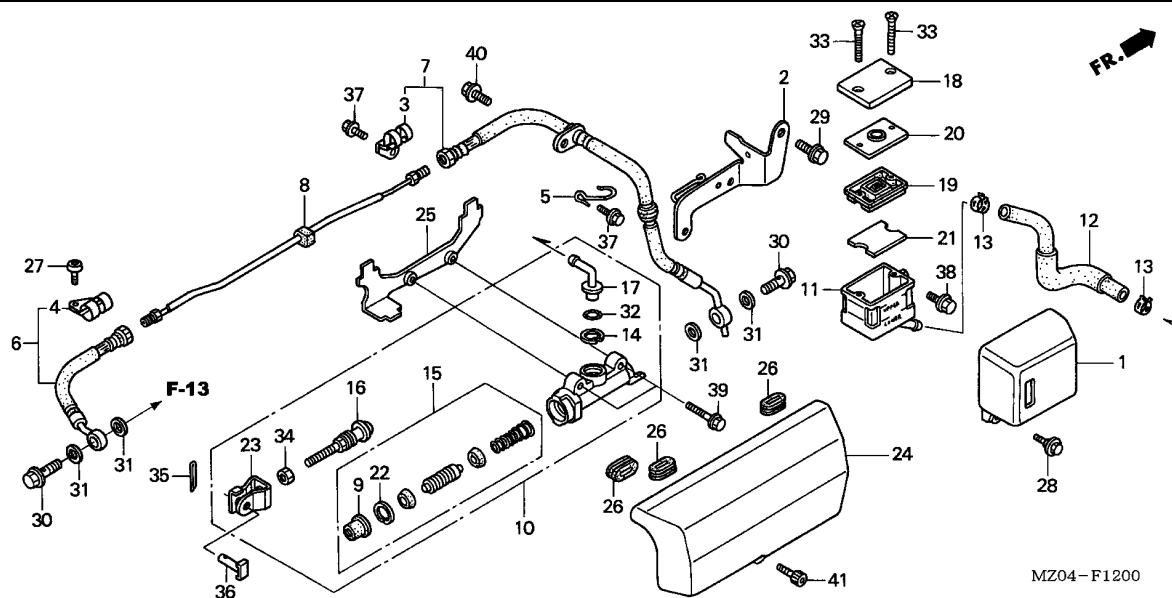
REAR BRAKE MASTER CYLINDER



Service item	F.R.T.
COVER, RR. BRAKE MASTER CYLINDER	0.1
.COVER, RR. BRAKE OIL CUP	
.DIAPHRAGM	
CUP COMP., OIL	0.3
.HOSE COMP., RR. BRAKE MASTER CYLINDER	
CYLINDER SUB ASSY., RR. BRAKE MASTER	0.5
.HOSE A, RR. BRAKE	
.PIPE A, RR. BRAKE	
.PISTON SET, MASTER CYLINDER	
HOSE B, RR. BRAKE	0.7

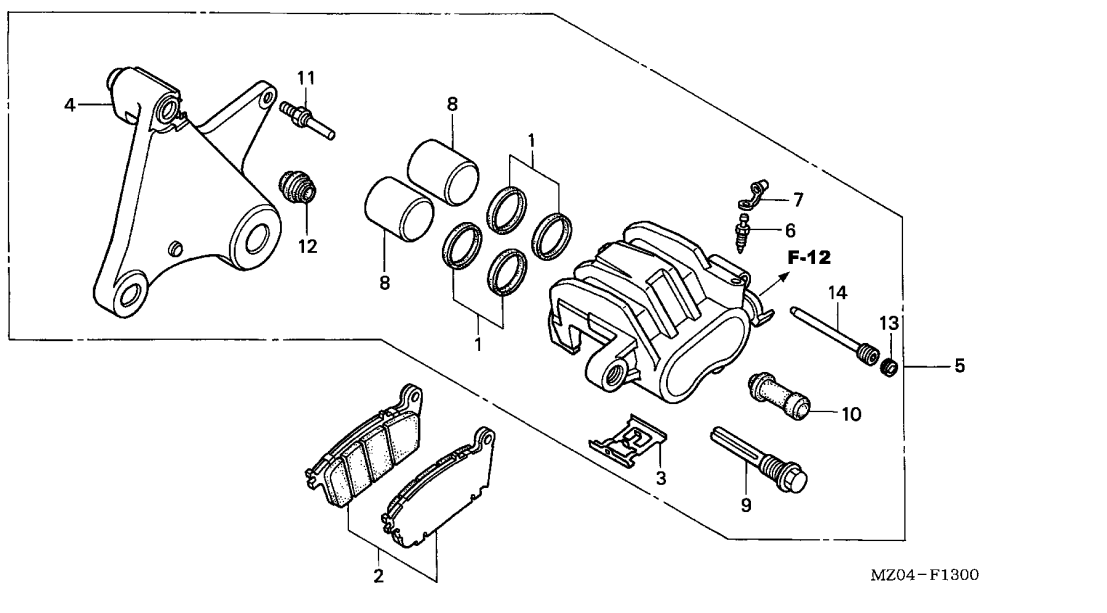


Ref. No.	Part No.	Description	Reqd. QTY						Serial No.	Parts catalogue code
			GL1500C			GL1500CD				
			1	2	3	1	2	3		
1	21341-MZ0-A40	COVER, RR. BRAKE OIL CUP	1	1	1	1	1	1		
2	21342-MZ0-000	BRACKET, RR. BRAKE OIL CUP	1	1	1	1	1	1		
3	43156-MN5-000	CLAMPER A, RR. BRAKE HOSE	1	1	1	1	1	1		
4	43156-MZ0-000	CLAMPER A, RR. BRAKE HOSE	1	1	1	1	1	1		
5	43157-MZ0-A00	CLAMPER B, RR. BRAKE HOSE	1	1	1	1	1	1		
6	43310-MZ0-A50	HOSE A, RR. BRAKE	1	1	-	1	1	-		
	43310-MZ0-A41		-	-	-	-	-	-		
7	43313-MZ0-A50	HOSE B, RR. BRAKE	1	1	-	1	1	-		
	43313-MZ0-A41		-	-	-	-	-	-		
8	43314-MZ0-000	PIPE A, RR. BRAKE	1	1	1	1	1	1		
9	43504-MZ0-760	BOOT COMP.	1	1	1	1	1	1		
10	43510-MZ0-760	CYLINDER SUB ASSY., RR. BRAKE MASTER	1	1	1	1	1	1		
11	43511-MZ0-760	CUP COMP., OIL	1	1	1	1	1	1		
12	43512-MZ0-000	HOSE COMP., RR. BRAKE MASTER CYLINDER	1	1	1	1	1	1		
13	43514-MZ0-760	CLAMP, MASTER CYLINDER OIL HOSE	2	2	2	2	2	2		
14	43517-MZ0-760	CIRCLIP, RR. MASTER CYLINDER	1	1	1	1	1	1		
15	43520-MZ0-760	PISTON SET, MASTER CYLINDER	1	1	1	1	1	1		
16	43530-MZ0-760	ROD COMP., PUSH	1	1	1	1	1	1		
17	45503-MZ0-760	CONNECTOR	1	1	1	1	1	1		
18	45513-MZ0-760	CAP, MASTER CYLINDER	1	1	1	1	1	1		
19	45520-GW3-980	DIAPHRAGM	1	1	1	1	1	1		
20	45521-GW3-980	PLATE, DIAPHRAGM	1	1	1	1	1	1		



Ref. No.	Part No.	Description	Reqd. QTY						Serial No.	Parts catalogue code
			GL1500C			GL1500CD				
			1	2	3	1	2	3		
21	45523-MZ0-760	FLOAT, FR. MASTER CYLINDER ...	1	1	1	1	1	1		
22	46182-MZ0-760	CIRCLIP, MASTER CYLINDER ...	1	1	1	1	1	1		
23	46504-MZ0-760	JOINT, BRAKE ROD	1	1	1	1	1	1		
24	46550-MZ0-000	COVER, RR. BRAKE MASTER CYLINDER	1	1	1	1	1	1		
25	46551-MZ0-A00	BRACKET, RR. MASTER CYLINDER COVER	1	1	1	1	1	1		
26	83124-MN5-000	RUBBER, ENGINE SIDE COVER ...	3	3	3	3	3	3		
27	90106-MZ0-000	BOLT, SOCKET, 6X12	1	1	1	1	1	1		
28	90113-KW3-000	BOLT, FLANGE, 6MM	1	1	1	1	1	1		
29	90125-KR3-000	BOLT, SPECIAL FLANGE, 8X12 ..	1	1	1	1	1	1		
30	90145-MS9-612	BOLT, OIL, 10X22	2	2	2	2	2	2		
31	90545-300-000	WASHER, OIL BOLT	4	4	4	4	4	4		
32	91212-MZ0-760	O-RING, 14.8X2.4	1	1	1	1	1	1		
33	93600-04040-1G	SCREW, FLAT, 4X40	2	2	2	2	2	2		
34	94002-08000-0S	NUT, HEX., 8MM	1	1	1	1	1	1		
35	94201-20150	PIN, SPLIT, 2.0X15	1	1	1	1	1	1		
36	95015-54000	PIN D, JOINT	1	1	1	1	1	1		
37	95701-06012-07	BOLT, FLANGE, 6X12	2	2	2	2	2	2		
38	95701-06016-00	BOLT, FLANGE, 6X16	1	1	1	1	1	1		
39	95701-06028-00	BOLT, FLANGE, 6X28	2	2	2	2	2	2		
40	95701-08016-07	BOLT, FLANGE, 8X16	1	1	1	1	1	1		
41	96700-06010-00	BOLT, SOCKET, 6X10	1	1	1	1	1	1		

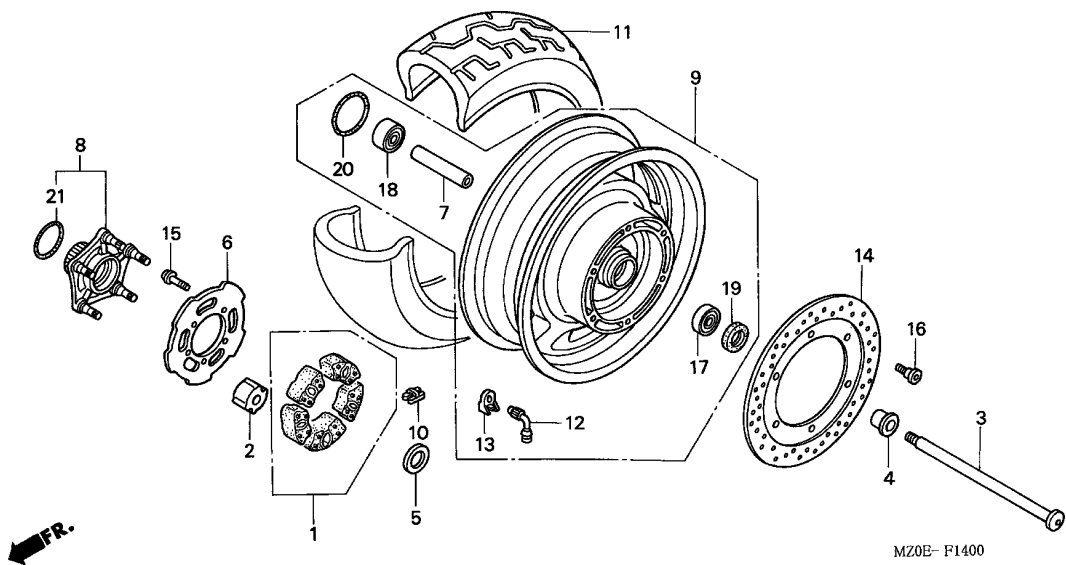




Service item	F.R.T.
PAD SET, RR.	0.1
PISTON	0.5
(ADD 0.1 FOR EACH.) (INC. RELATIVE PART)	
BRACKET COMP., RR.	1.2
CALIPER SUB ASSY., RR. BRAKE .	1.4

3

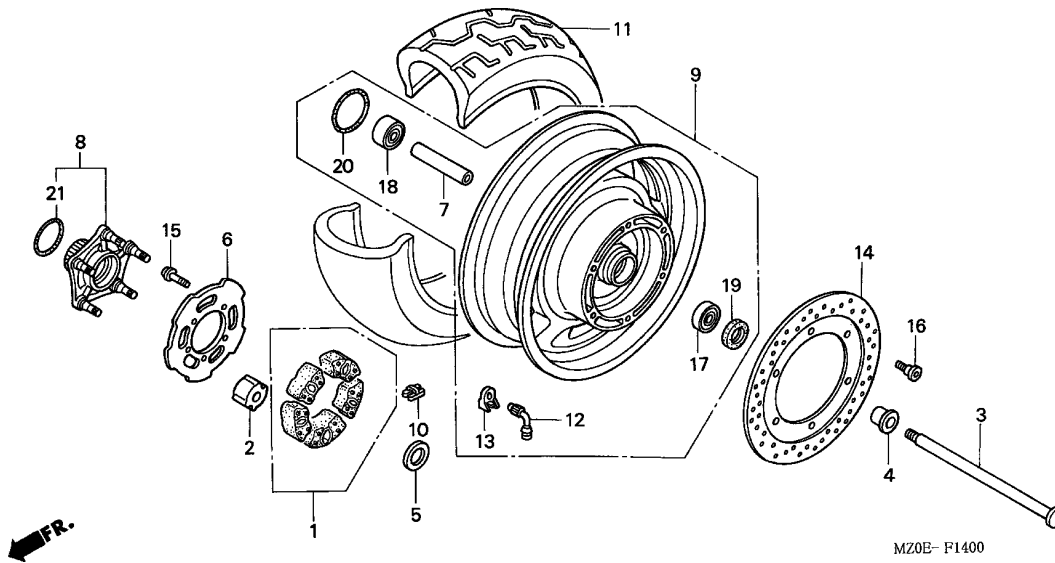
Ref. No.	Part No.	Description	Reqd. QTY						Serial No.	Parts catalogue code
			GL1500C			GL1500CD				
			1	2	3	1	2	3		
1	06431-MZ0-760	SEAL SET, PISTON	2	2	2	2	2	2		
2	06435-MZ0-760	PAD SET, RR.	1	1	1	1	1	1		
3	43108-MZ0-760	SPRING, PAD	1	1	1	1	1	1		
4	43110-MZ0-760	BRACKET COMP., RR.	1	1	1	1	1	1		
5	43150-MZ0-760	CALIPER SUB ASSY., RR. BRAKE	1	1	1	1	1	1		
6	43352-MZ0-760	SCREW, BLEEDER	1	1	1	1	1	1		
7	43353-KBP-930	CAP, BLEEDER	1	1	1	1	1	1		
8	45107-MZ0-760	PISTON	2	2	2	2	2	2		
9	45131-MZ0-760	BOLT, PIN	1	1	1	1	1	1		
10	45132-GW3-980	BUSH, PIN	1	1	1	1	1	1		
11	45137-GW3-980	BOLT, PIN	1	1	1	1	1	1		
12	45139-GW3-980	BOOT B	1	1	1	1	1	1		
13	45203-GW3-980	PLUG, PIN	1	1	1	1	1	1		
14	45215-MZ0-890	PIN, HANGER	1	1	1	1	1	1		



Service item	F.R.T.
AXLE, RR. WHEEL	1.0
DAMPER SET, WHEEL	1.1
.DISK, RR. BRAKE	
.FLANGE SET, FINAL DRIVEN	
BEARING, RADIAL BALL, 20X47X20.6	1.2
(ADD 0.1 FOR EACH.)	
.BEARING, RADIAL BALL, 6204UU	
.COLLAR, RR. AXLE DISTANCE	
WEIGHT, BALANCE	1.5
TIRE, RR.	1.9
WHEEL SUB ASSY., RR.	2.0

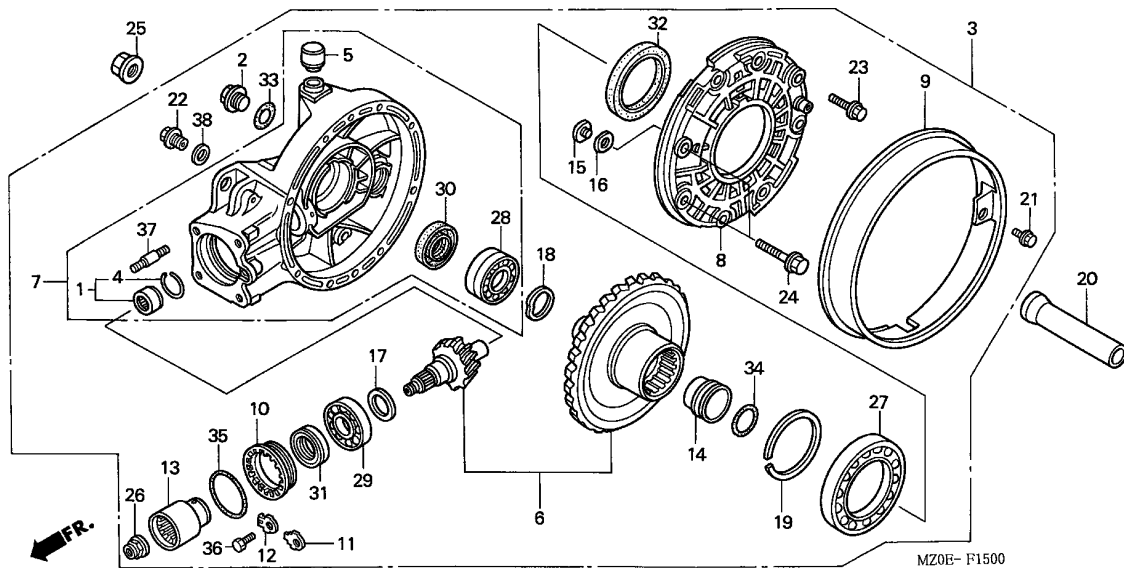
Ref. No.	Part No.	Description	Reqd. QTY						Serial No.	Parts catalogue code
			GL1500C			GL1500CD				
			1	2	3	1	2	3		
1	06410-MBH-000	DAMPER SET, WHEEL	1	1	1	1	1	1		
2	41242-MR5-000	PIECE, DAMPER WHEEL	5	5	5	5	5	5		
3	42301-MZ0-A80	AXLE, RR. WHEEL	1	1	1	1	1	1		
4	42313-422-000	COLLAR, RR. BRAKE PANEL SIDE	1	1	1	1	1	1		
5	42616-MAJ-G20	WASHER, THRUST	1	1	1	1	1	1		
6	42617-MT8-000	HOLDER, DAMPER	1	1	1	1	1	1		
7	42620-MZ1-000	COLLAR, RR. AXLE DISTANCE ...	1	1	1	1	1	1		
8	42630-MT8-305	FLANGE SET, FINAL DRIVEN ...	1	1	1	1	1	1		
9	42650-MBY-650	WHEEL SUB ASSY., RR.	1	1	-	-	-	-	AR, E, ED, F, G, SW, U	
	42650-MBY-670	1	1	-	-	-	-	CM	
	42650-MZ0-B20	-	-	-	1	1	-		
	42650-MZ0-B21	-	-	-	-	-	1		
	42650-MBY-651	-	-	1	-	-	-	U	
	42650-MBY-671	-	-	1	-	-	-	CM	
10	42704-MB0-000	WEIGHT, BALANCE (10G)	N	N	N	N	N	N		
	42705-MB0-000	WEIGHT, BALANCE (20G)	N	N	N	N	N	N		
	42706-MB0-000	WEIGHT, BALANCE (30G)	N	N	N	N	N	N		
11	42711-MZ0-A01	TIRE, RR. (DUNLOP) (180/70R16 77H)	1	1	-	1	1	-		
	42711-MZ0-A02	TIRE, RR. (DUNLOP) (180/70R16 M/C 77H)	-	-	1	-	-	1		
12	42753-MN5-004	VALVE, RIM (DUNLOP)	1	1	1	1	1	1		
13	42754-MN5-000	HOLDER, RIM VALVE	1	1	1	1	1	1		
14	43251-MBY-671	DISK, RR. BRAKE	1	1	1	1	1	1		
15	90106-MBB-000	BOLT, DISK, 6X17	5	5	5	5	5	5		
16	90105-MBB-000	BOLT, BRAKE DISK, 8X24	6	6	6	6	6	6		





3

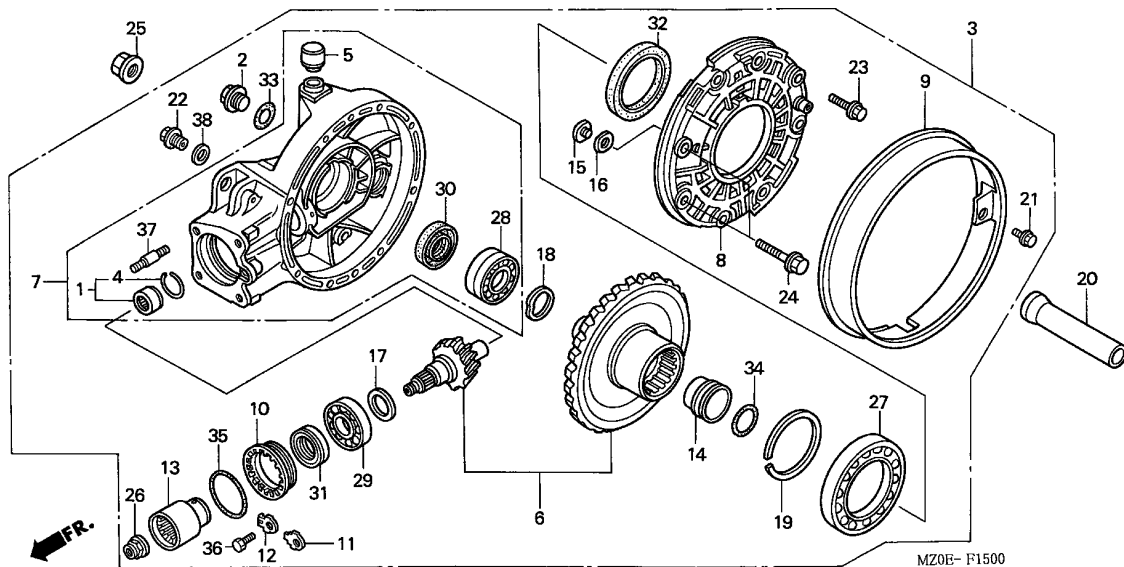
Ref. No.	Part No.	Description	Reqd. QTY						Serial No.	Parts catalogue code
			GL1500C			GL1500CD				
			1	2	3	1	2	3		
17	91052-MAE-004	BEARING, RADIAL BALL, 6204UU	1	1	1	1	1	1		
18	91053-MN5-003	BEARING, RADIAL BALL, 20X47X20.6 (NTN)	1	1	1	1	1	1		
19	91253-443-761	DUST SEAL, 30X47X8 (ARAI)	1	1	1	1	1	1		
20	91302-MA6-003	O-RING, 61X2	1	1	1	1	1	1		
21	91358-MG9-003	O-RING, 50.5X3.5 (ARAI)	1	1	1	1	1	1		



Service item	F.R.T.
COLLAR B, RR. DISTANCE	1.1
.HOLDER, O-RING	
.PLATE, DUST GUARD	
GEAR ASSY., FINAL	1.3
COVER, GEAR CASE	1.4
.JOINT, PINION	
.OIL SEAL, 65X85X7	
RETAINER, BEARING	1.5
(INC. RELATIVE PART)	
OIL SEAL, 35X54X8	1.6
BEARING SET, NEEDLE	1.8
BEARING, RADIAL BALL	2.0
.SHIM A, PINION GEAR	
BEARING, RADIAL BALL,	
65X100X11	2.1
.BEARING, RADIAL BALL,	
35X62X18(TOYO)	
GEAR SET, FINAL	2.8
CASE SUB ASSY., FINAL GEAR ...	3.1

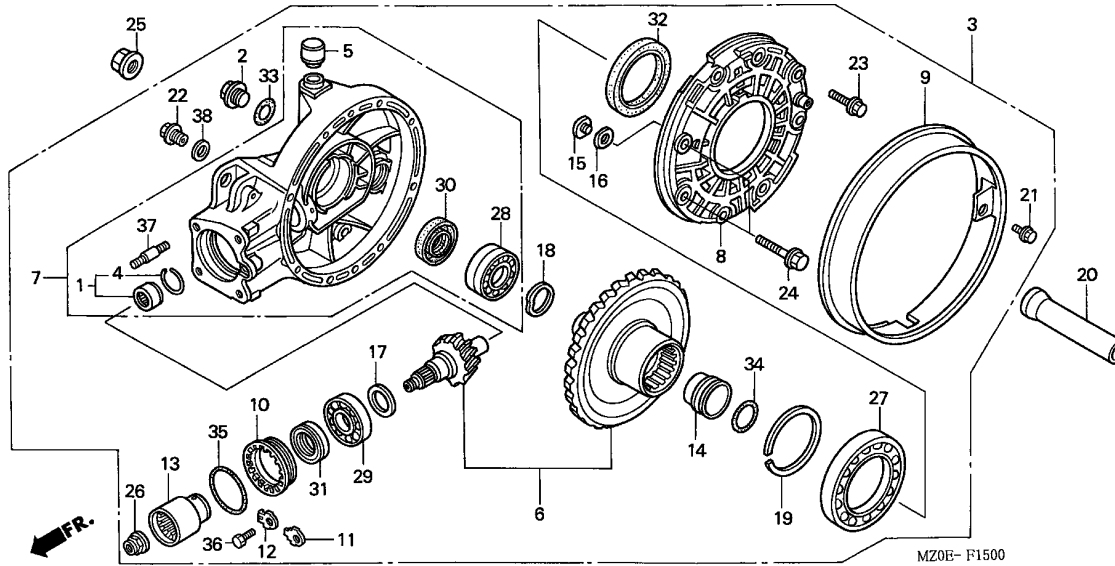
Ref. No.	Part No.	Description	Reqd. QTY						Serial No.	Parts catalogue code
			GL1500C			GL1500CD				
			1	2	3	1	2	3		
1	06910-MZ0-000	BEARING SET, NEEDLE	1	1	1	1	1	1		
2	12361-035-000	CAP, TAPPET ADJUSTING HOLE ..	1	1	1	1	1	1		
3	41300-MZ0-A80	GEAR ASSY., FINAL	1	1	1	1	1	1		
4	41305-MB4-770	RING, STOPPER	1	1	1	1	1	1		
5	41306-MB0-010	CAP, BREATHER	1	1	1	1	1	1		
6	41310-MZ0-000	GEAR SET, FINAL	1	1	1	1	1	1		
7	41311-MZ0-A80	CASE SUB ASSY., FINAL GEAR ..	1	1	1	1	1	1		
8	41321-MN5-000	COVER, GEAR CASE	1	1	1	1	1	1		
9	41324-MAJ-600	PLATE, DUST GUARD	1	1	1	1	1	1		
10	41331-MN5-000	RETAINER, BEARING	1	1	1	1	1	1		
11	41332-415-000	LOCK A, BEARING ADJUSTING ...	1	1	1	1	1	1		
12	41333-415-000	LOCK B, BEARING ADJUSTING ...	1	1	1	1	1	1		
13	41410-MN5-000	JOINT, PINION	1	1	1	1	1	1		
14	41433-MG9-000	HOLDER, O-RING	1	1	1	1	1	1		
15	41436-MB0-310	PIN, RING GEAR STOPPER	1	1	1	1	1	1		
16	41437-MB0-310	SHIM A, STOPPER PIN (0.10) ..	N	N	N	N	N	N		
	41438-MB0-310	SHIM B, STOPPER PIN (0.15) ..	N	N	N	N	N	N		
17	41450-MG9-000	SHIM A, PINION GEAR (1.32) ..	1	1	1	1	1	1		
	41451-MG9-000	SHIM B, PINION GEAR (1.38) ..	1	1	1	1	1	1		
	41452-MG9-000	SHIM C, PINION GEAR (1.44) ..	1	1	1	1	1	1		
	41453-MG9-000	SHIM D, PINION GEAR (1.50) ..	1	1	1	1	1	1		
	41454-MG9-000	SHIM E, PINION GEAR (1.56) ..	1	1	1	1	1	1		
	41455-MG9-000	SHIM F, PINION GEAR (1.62) ..	1	1	1	1	1	1		
	41456-MG9-000	SHIM G, PINION GEAR (1.68) ..	1	1	1	1	1	1		
18	41510-MB0-003	WASHER, SPECIAL, 35X40	1	1	1	1	1	1		
19	41530-MG9-000	SPACER A, RING GEAR (1.82) ..	1	1	1	1	1	1		



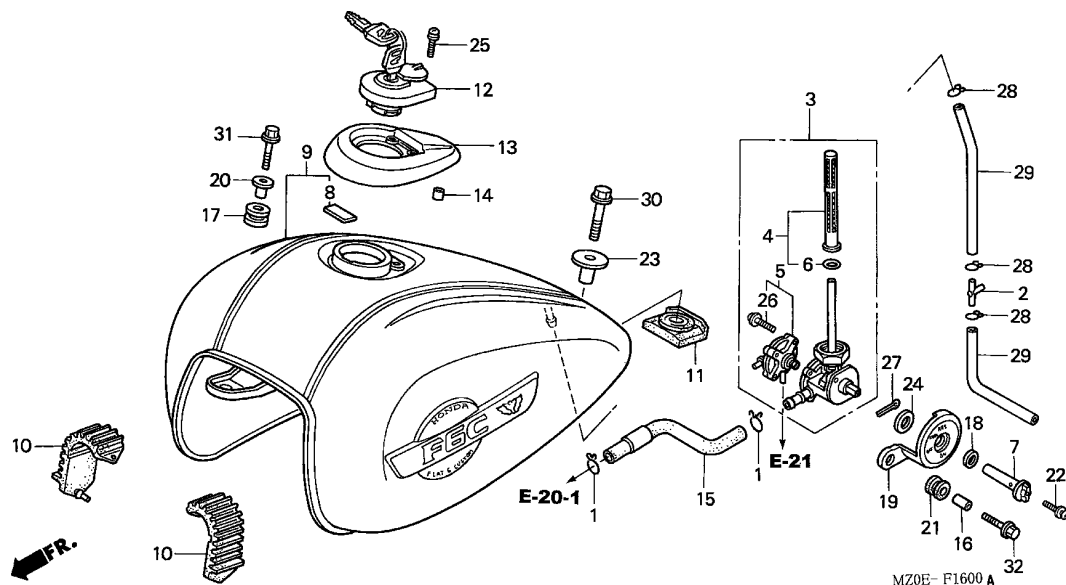


3

Ref. No.	Part No.	Description	Reqd. QTY						Serial No.	Parts catalogue code
			GL1500C			GL1500CD				
			1	2	3	1	2	3		
19)	41531-MG9-000	SPACER B, RING GEAR (1.88)	..	1	1	1	1	1	1	
	41532-MG9-000	SPACER C, RING GEAR (1.94)	..	1	1	1	1	1	1	
	41533-MG9-000	SPACER D, RING GEAR (2.00)	..	1	1	1	1	1	1	
	41534-MG9-000	SPACER E, RING GEAR (2.06)	..	1	1	1	1	1	1	
	41535-MG9-000	SPACER F, RING GEAR (2.12)	..	1	1	1	1	1	1	
	41536-MG9-000	SPACER G, RING GEAR (2.18)	..	1	1	1	1	1	1	
	41537-MG9-000	SPACER H, RING GEAR (2.24)	..	1	1	1	1	1	1	
	41538-MG9-000	SPACER I, RING GEAR (2.30)	..	1	1	1	1	1	1	
20	42625-MW5-000	COLLAR B, RR. DISTANCE	1	1	1	1	1	1	
21	90013-883-000	BOLT, FLANGE, 6X12(CT200)	...	1	1	1	1	1	1	
22	90081-MC7-000	BOLT, PLUG, 14MM	1	1	1	1	1	1	
23	90133-MB0-000	BOLT, FLANGE, 8X27	6	6	6	6	6	6	
24	90134-HA0-000	BOLT, FLANGE, 10X35	2	2	2	2	2	2	
25	90306-MN5-003	NUT, FLANGE, 18MM	1	1	1	1	1	1	
26	90381-MT3-000	NUT, HEX., 16MM	1	1	1	1	1	1	
27	91051-MN5-003	BEARING, RADIAL BALL, 65X100X11(TOYO)		1	1	1	1	1	1	
28	91052-MN5-003	BEARING, RADIAL BALL, 35X62X18 (TOYO)		1	1	1	1	1	1	
29	91061-MT3-003	BEARING, RADIAL BALL (QJ3/28V1)		1	1	1	1	1	1	
30	91261-MY3-003	OIL SEAL, 35X54X8(NOK)	1	1	1	1	1	1	
31	91262-MY3-003	OIL SEAL, 39X56X7(NOK)	1	1	1	1	1	1	
32	91265-MY3-003	OIL SEAL, 65X85X7(NOK)	1	1	1	1	1	1	
33	91302-001-020	O-RING, 30.8MM	1	1	1	1	1	1	
34	91356-MG9-003	O-RING, 39.5X2.4(ARAI)	1	1	1	1	1	1	



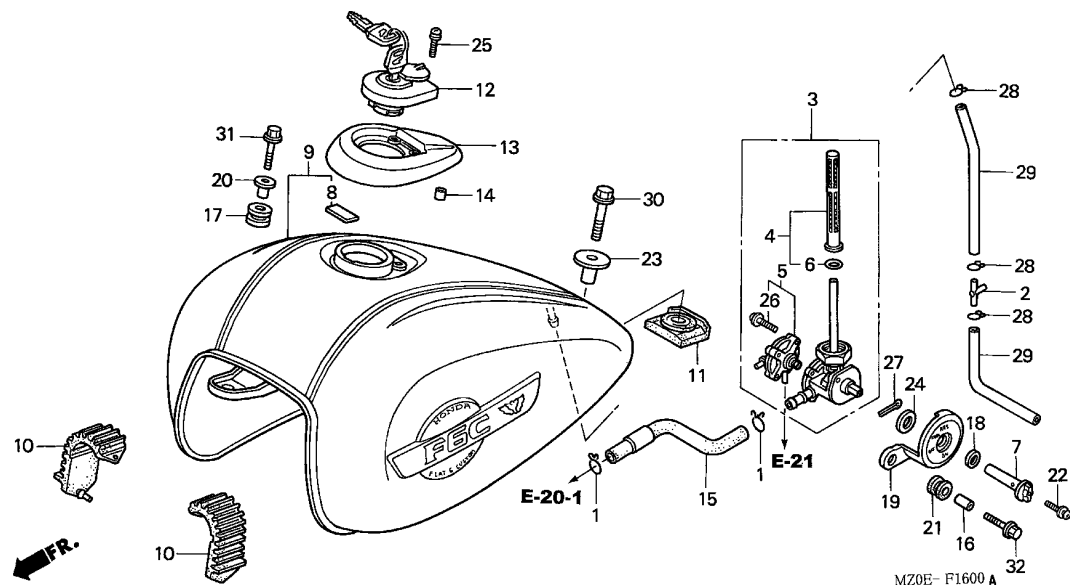
Ref. No.	Part No.	Description	Reqd. QTY						Serial No.	Parts catalogue code
			GL1500C			GL1500CD				
			1	2	3	1	2	3		
35	91359-MG9-003	O-RING, 64.5X3.5(ARAI)	1	1	1	1	1	1		
36	92101-06012-0A	BOLT, HEX., 6X12	1	1	1	1	1	1		
37	92900-10032-0E	BOLT, STUD, 10X32	4	4	4	4	4	4		
38	94109-14000	WASHER, DRAIN PLUG, 14MM	1	1	1	1	1	1		



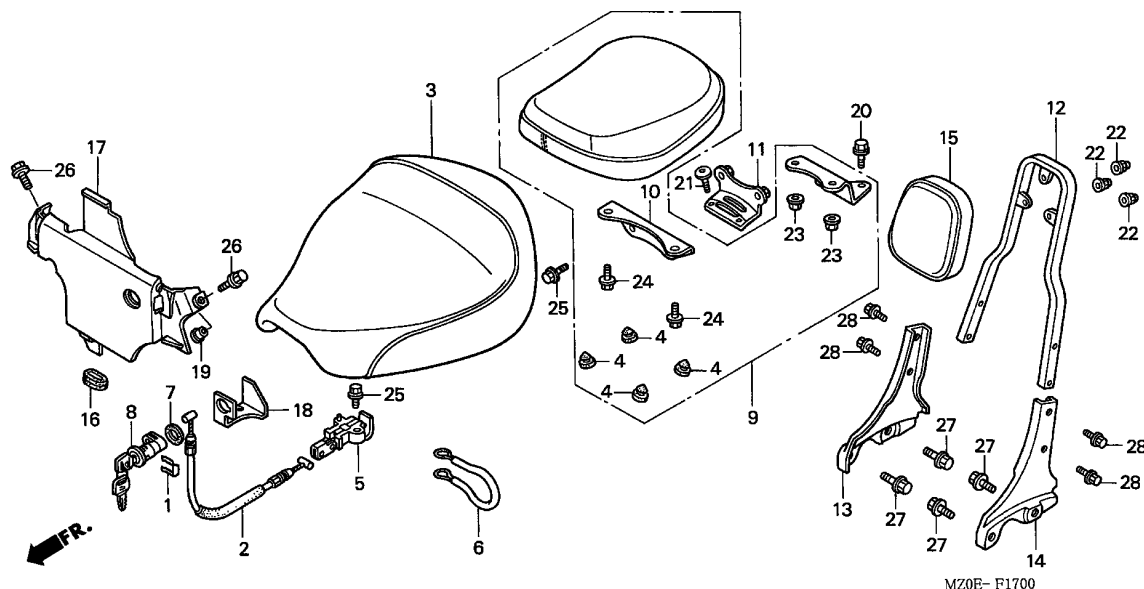
Service item	F.R.T.
LEVER, FUEL COCK	0.1
COCK ASSY., FUEL AUTO	0.3
.COVER SET, COCK	
.SCREEN SET, FUEL STRAINER	
.TANK SET, FUEL	

3

Ref. No.	Part No.	Description	Reqd. QTY						Serial No.	Parts catalogue code
			GL1500C			GL1500CD				
			1	2	3	1	2	3		
1	15707-634-000	CLIP, OIL DRAIN TUBE	2	2	2	2	2	2		
2	16180-195-731	T-JOINT	1	1	1	1	1	1		
3	16950-MZ0-003	COCK ASSY., FUEL AUTO	1	-	-	1	-	-		
	16950-MZ0-013	-	1	1	-	1	1		
4	16952-MZ0-003	SCREEN SET, FUEL STRAINER ...	1	1	1	1	1	1		
5	16953-MV9-000	COVER SET, COCK	1	1	1	1	1	1		
6	16958-KM9-005	O-RING	1	1	1	1	1	1		
7	16963-MZ0-000	LEVER, FUEL COCK	1	1	1	1	1	1		
8	17503-MY1-300	FILM, PROTECTOR	1	1	1	1	1	1		
9	17520-MZ0-B00ZA	TANK SET, FUEL (WL)								
	NH1.....BLACK		1	-	-	-	-	-	-----	CM
	17520-MZ0-B00ZB	TANK SET, FUEL *TYPE1*(WL) ..	1	-	-	-	-	-	-----	CM
	17520-MZ0-B00ZC	TANK SET, FUEL *TYPE2				1	-	-	-----	CM,U
	(WL)	1*	1	-	-	-	-	-	-----	CM,U
	17520-MZ0-G51ZB	TANK SET, FUEL (WL)				1	-	-	-----	
	NH1.....BLACK		1	1	-	-	-	-	-----	AR,E,ED,F,G,SW
	17520-MZ0-B30ZA	*NH1*.....BLACK	-	1	-	-	-	-	-----	CM
	17520-MZ0-B30ZB	TANK SET, FUEL *TYPE2*(WL) ..	-	-	-	-	1	-	-----	
	17520-MZ0-B30ZC	TANK SET, FUEL *TYPE4*(WL) ..	-	1	-	-	-	-	-----	U
	(WL)		-	-	-	-	1	-	-----	
10	17611-MZ0-000	CUSHION, FUEL TANK	2	2	2	2	2	2		
11	17613-MM8-000	CUSHION, RR. FUEL TANK	1	1	1	1	1	1		
12	17620-MW3-681	FUEL FILL CAP COMP.	1	1	1	1	1	1		



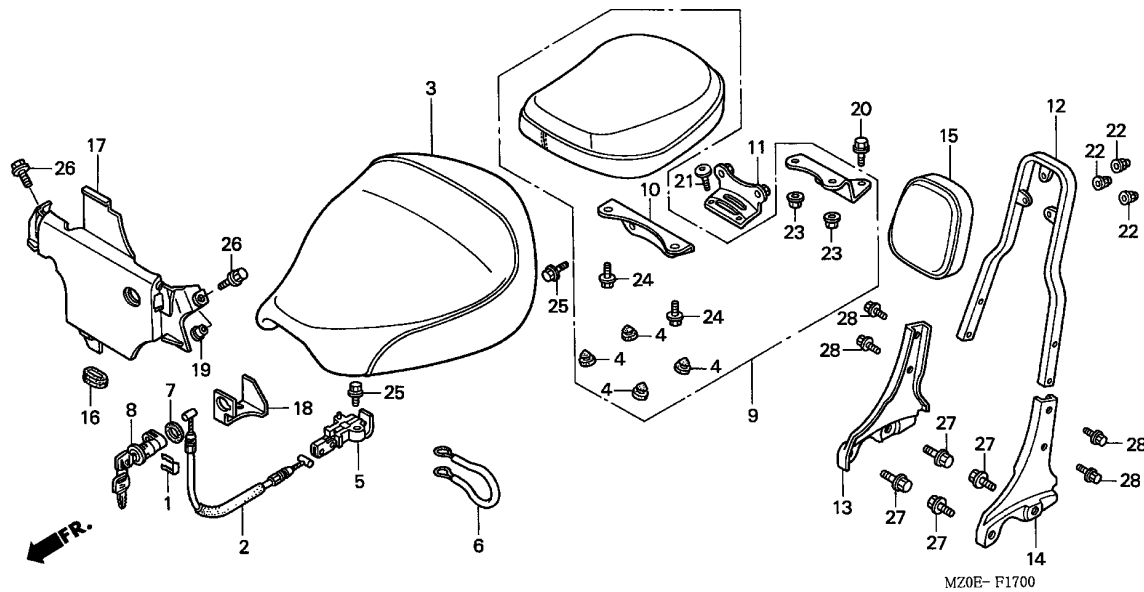
Ref. No.	Part No.	Description	Reqd. QTY						Serial No.	Parts catalogue code
			GL1500C			GL1500CD				
			1	2	3	1	2	3		
13	17621-MZ0-000	COVER, FUEL CAP	1	1	1	1	1	1		
14	17623-MZ0-000	RUBBER, CAP COVER	1	1	1	1	1	1		
15	17701-MZ0-000	TUBE, FUEL	1	1	1	1	1	1		
16	17879-758-000	COLLAR, THROTTLE LEVER	1	1	1	1	1	1		
17	19051-GE2-000	RUBBER, RADIATOR MOUNTING ...	1	1	1	1	1	1		
18	43134-300-000	DUST SEAL, BRAKE CAM	1	1	1	1	1	1		
19	50356-MZ0-000	COVER, COCK LEVER	1	1	1	1	1	1		
20	61104-422-000	COLLAR, SETTING	1	1	1	1	1	1		
21	61315-958-680	RUBBER, HEADLIGHT MOUNTING ..	1	1	1	1	1	1		
22	90020-KV3-000	SCREW-WASHER, 5X25	1	1	1	1	1	1		
23	90324-MM8-680	COLLAR, FUEL TANK SETTING ...	1	1	1	1	1	1		
24	90403-KV3-830	WASHER, THRUST, 17.2MM	1	1	1	1	1	1		
25	93892-04016-00	SCREW-WASHER, 4X16	2	2	2	2	2	2		
26	93892-04016-18	SCREW-WASHER, 4X16	4	4	4	4	4	4		
27	94201-25200	PIN, SPLIT, 2.5X20	1	1	1	1	1	1		
28	95002-02080	CLIP, TUBE (B8)	3	3	3	3	3	3		
29	95005-45320-20	TUBE, 4.5X320(95005-45001-20M)	2	2	2	2	2	2		
30	95701-08035-07	BOLT, FLANGE, 8X35	1	1	1	1	1	1		
31	96001-06025-07	BOLT, FLANGE, 6X25	1	1	1	1	1	1		
32	96001-06028-07	BOLT, FLANGE, 6X28	1	1	1	1	1	1		



Service item	F.R.T.
BAR, BACKREST	0.1
.SEAT ASSY., MAIN	
.SEAT ASSY., RR.	
.SEAT COMP., BACK	
CABLE, SEAT LOCK	0.2
.HOOK, SEAT CATCH	
.KEY, SEAT LOCK	
COVER, CENTER	0.3
.PLATE, L. GRAB RAIL (ADD 0.1 FOR EACH.)	
.PLATE, R. GRAB RAIL	

3

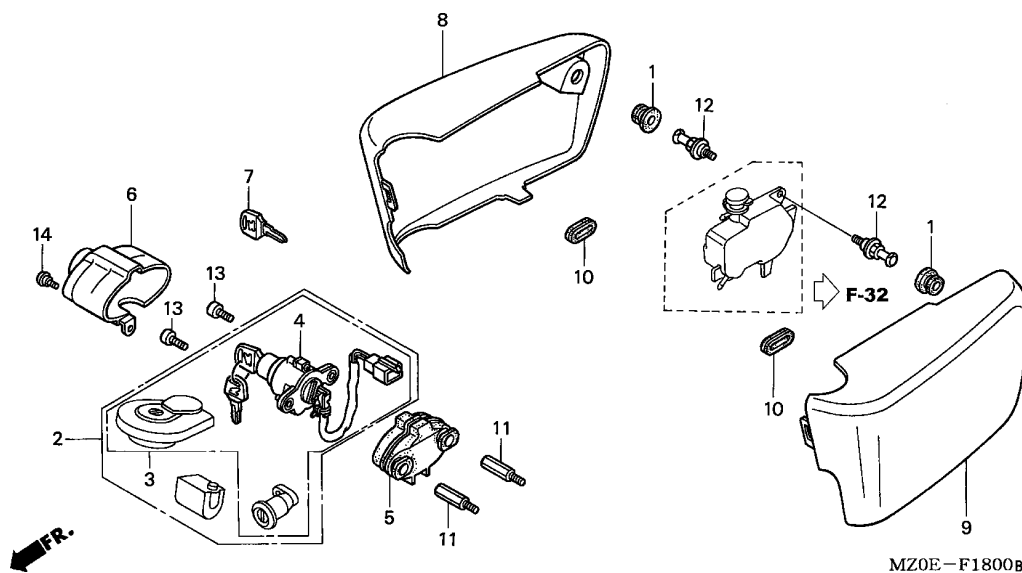

Ref. No.	Part No.	Description	Reqd. QTY						Serial No.	Parts catalogue code
			GL1500C			GL1500CD				
			1	2	3	1	2	3		
1	75581-673-000	SPRING, LOCK KEY SETTING	1	1	1	1	1	1		
2	77156-MZ0-000	CABLE, SEAT LOCK	1	1	1	1	1	1		
3	77200-MZ0-A80	SEAT ASSY., MAIN	1	1	1	1	1	1		
4	77215-GC2-000	RUBBER B, SEAT STOPPER	4	4	4	4	4	4		
5	77220-KY6-000	HOOK, SEAT CATCH	1	1	1	1	1	1		
6	77236-KAZ-780	WIRE, HELMET SET	1	1	1	1	1	1		
7	77238-MZ0-000	PACKING, SEAT LOCK KEY	1	1	1	1	1	1		
8	77239-MZ0-000	KEY, SEAT LOCK	1	1	1	1	1	1		
9	77300-MZ0-A80	SEAT ASSY., RR.	1	1	1	1	1	1		
10	77302-MZ0-000	STAY A, RR. SEAT	1	1	1	1	1	1		
11	77303-MZ0-000	STAY B, RR. SEAT	1	1	1	1	1	1		
12	77320-MZ0-610	BAR, BACKREST	1	1	-	-	-	-	-----	G
	77320-MZ0-000	1	1	-	-	-	-	-----	AR,CM,E,ED,F,SW,U
13	77350-MZ0-610	PLATE, R. GRAB RAIL	1	1	-	-	-	-	-----	G
	77350-MZ0-000	1	1	-	-	-	-	-----	AR,CM,E,ED,F,SW,U
14	77360-MZ0-610	PLATE, L. GRAB RAIL	1	1	-	-	-	-	-----	G
	77360-MZ0-000	1	1	-	-	-	-	-----	AR,CM,E,ED,F,SW,U
15	77400-MZ0-A80	SEAT COMP., BACK	1	1	1	1	1	1		
16	83601-MB0-000	GROMMET A, SIDE COVER	1	1	1	1	1	1		
17	83700-MZ0-000ZC	COVER, CENTER								
	NH1BLACK	1	-	-	-	-	-	-----	AR,CM,E,ED,F,G,SW
			-	1	1	1	1	1		



Ref. No.	Part No.	Description	Reqd. QTY						Serial No.	Parts catalogue code
			GL1500C			GL1500CD				
			1	2	3	1	2	3		
17)	83700-MZ0-000ZG	COVER, CENTER *PB255P*..PEARL CORONADO BLUE	1	-	-	-	-	-	-----	CM,U
18	83701-MZ0-000	STAY, SEAT LOCK	1	1	1	1	1	1		
19	84706-415-000	COLLAR	2	2	2	2	2	2		
20	90051-MN8-870	BOLT, FLANGE, 6X20	1	1	1	1	1	1		
21	90118-MR1-000	SCREW, PAN, 6X14	2	2	2	2	2	2		
22	90202-ZV0-000	NUT, CAP, 6MM	3	3	3	3	3	3		
23	94050-06080	NUT, FLANGE, 6MM	2	2	2	2	2	2		
24	95701-06010-08	BOLT, FLANGE, 6X10	2	2	2	2	2	2		
25	95701-06012-07	BOLT, FLANGE, 6X12	3	3	3	3	3	3		
26	95701-06022-08	BOLT, FLANGE, 6X22	2	2	2	2	2	2		
27	95701-08014-00	BOLT, FLANGE, 8X14	4	4	4	4	4	4		
28	96001-06012-02	BOLT, FLANGE, 6X12	4	4	4	4	4	4		

F-18

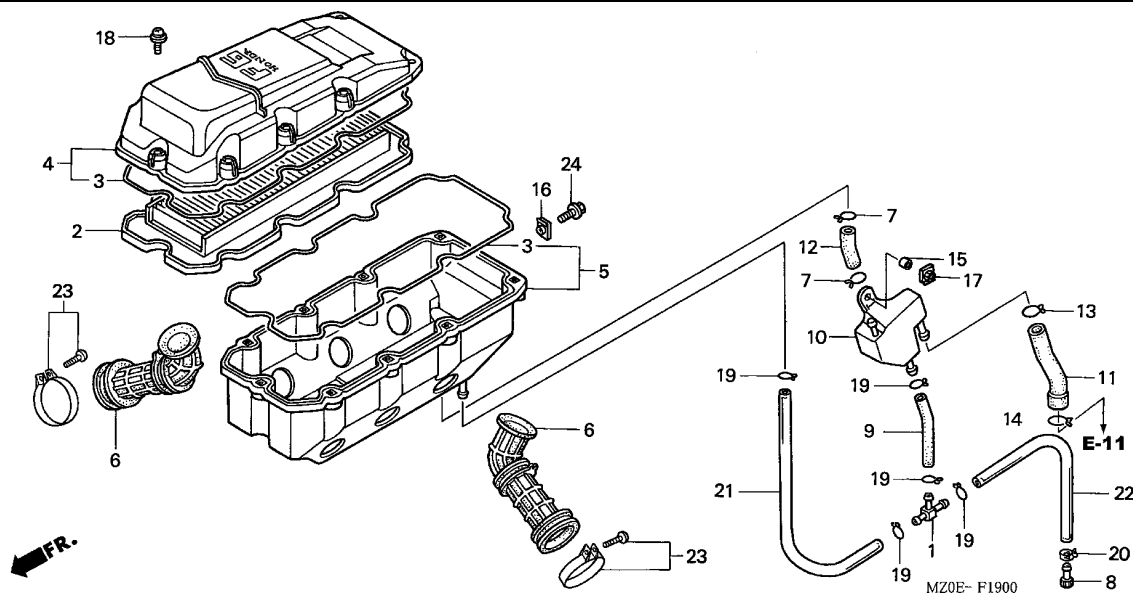
SIDE COVER



Service item	F.R.T.
COVER, COMBINATION SWITCH	0.1
SWITCH ASSY., COMBINATION	0.5
KEY SET	0.6
(AREA CODE CM TYPE 1.8)	

3

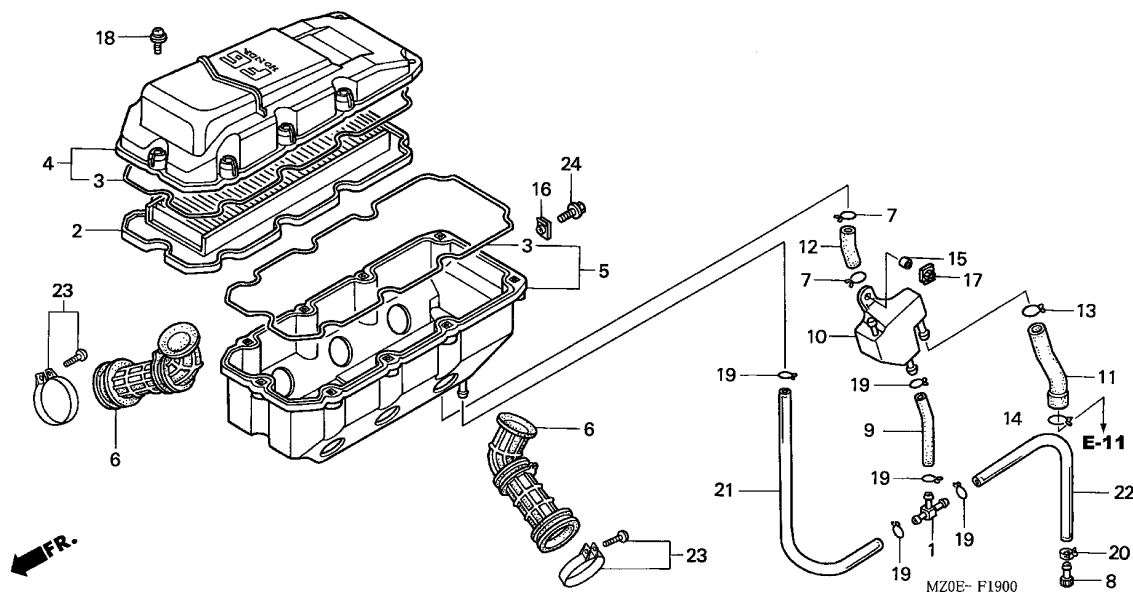
Ref. No.	Part No.	Description	Reqd. QTY						Serial No.	Parts catalogue code
			GL1500C			GL1500CD				
			1	2	3	1	2	3		
1	11345-MB0-000	GROMMET B, RR. COVER	2	2	2	2	2	2		
2	35010-MZ0-A40	KEY SET	1	1	1	-	-	-	-----	CM
3	35010-MZ0-610	KEY SET	-	-	-	1	1	1	-----	AR,E,ED,F,G,SW,U
4	35100-MZ0-007	SWITCH ASSY., COMBINATION	1	1	1	-	-	-	-----	
5	35102-MR1-000	BASE, COMBINATION SWITCH	1	1	1	1	1	1		
6	35110-MR1-000	COVER, COMBINATION SWITCH	1	1	1	1	1	1		
7	35121-MR1-770	KEY, BLANK (TYPE 1)								
	35122-MR1-770	KEY, BLANK (TYPE 2)	(1)	(1)	(1)	(1)	(1)	(1)		
		KEY NO. CXX / DXX	(1)	(1)	(1)	(1)	(1)	(1)		
8	83500-MZ0-000ZC	COVER, R. SIDE								
		NH1.....BLACK	1	-	-	-	-	-	-----	AR,CM,E,ED,F,G,SW
	83500-MZ0-000ZF	*PB255P*..PEARL CORONADO BLUE	1	-	-	-	-	-	-----	CM,U
			-	-	-	1	1	-		
9	83600-MZ0-000ZC	COVER, L. SIDE								
		NH1.....BLACK	1	-	-	-	-	-	-----	AR,CM,E,ED,F,G,SW
	83600-MZ0-000ZG	*PB255P*..PEARL CORONADO BLUE	1	-	-	-	-	-	-----	CM,U
			-	-	-	1	1	-		
10	83601-MB0-000	GROMMET A, SIDE COVER	2	2	2	2	2	2		
11	90104-MZ0-000	BOLT, SPECIAL, 6MM	2	2	2	2	2	2		
12	90101-MN5-003	BOLT, SIDE SHELTER SETTING	2	2	2	2	2	2		
13	90107-KCR-000	BOLT, TORX, 6X14	2	2	2	2	2	2		
14	90114-GB6-920	SCREW, RR. COVER	1	1	1	1	1	1		



Service item	F.R.T.
AIR CLEANER	0.4
.CRANKCASE BREATHER STORAGE TANK	0.8
TUBE, AIR CLEANER CONNECTING (ADD 0.1 FOR EACH.) (WHEN SERVICING COMP., UNIT, F.R.T. IS 1.1)	1.1
AIR CLEANER HOUSING COMP.	1.1

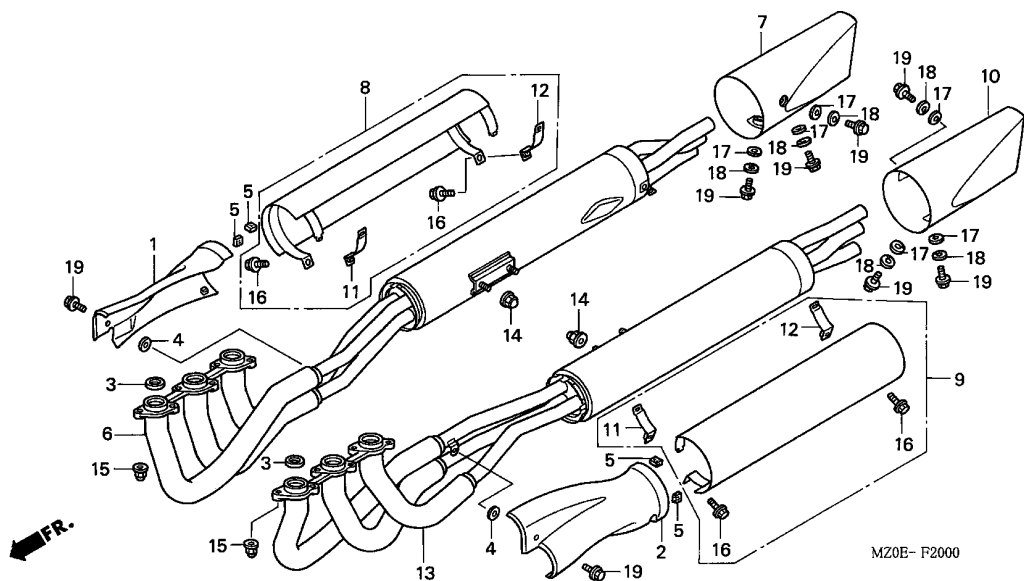
Ref. No.	Part No.	Description	Reqd. QTY						Serial No.	Parts catalogue code
			GL1500C			GL1500CD				
			1	2	3	1	2	3		
1	17195-MN5-000	T-JOINT	1	1	1	1	1	1		
2	17210-MZ0-000	AIR CLEANER	1	1	1	1	1	1		
3	17213-MZ0-000	SEAL, AIR CLEANER CASE	2	2	2	2	2	2		
4	17221-MZ0-710	COVER COMP., AIR CLEANER	1	1	1	-	-	-	----- AR,E,ED,F,G,SW,U	
	17221-MZ0-000	AIR CLEANER HOUSING COVER COMP.	1	1	1	-	-	-	----- CM	
5	17231-MZ0-000	AIR CLEANER HOUSING COMP. ...	1	1	1	1	1	1		
6	17253-MZ0-000	TUBE, AIR CLEANER CONNECTING	6	6	6	6	6	6		
7	17369-KB4-670	CLIP, BREATHER TUBE	2	2	2	2	2	2		
8	17370-419-700	PLUG, BREATHER TUBE	1	1	1	1	1	1		
9	17516-MZ0-000	TUBE, AIR CLEANER DRAIN	1	1	1	1	1	1		
10	17551-MN5-000	CRANKCASE BREATHER STORAGE TANK	1	1	1	1	1	1		
11	17552-MZ0-000	TUBE A, BREATHER	1	1	1	1	1	1		
12	17553-MZ0-000	TUBE B, BREATHER	1	1	1	1	1	1		
13	17724-102-700	CLIP, SUB TANK HOSE	1	1	1	1	1	1		
14	18532-634-670	CLIP, AIR HOSE, 21.5	1	1	1	1	1	1		
15	80108-MA6-000	COLLAR B, RR. FENDER	1	1	1	1	1	1		
16	84601-HA7-670	NUT, FENDER SETTING	1	1	1	1	1	1		
17	90350-SB0-000	NUT, CLIP, 6MM	1	1	1	1	1	1		
18	93893-05016-07	SCREW-WASHER, 5X16	9	9	9	9	9	9		
19	95002-02120	CLIP, TUBE (B12)	5	5	5	5	5	5		
20	95002-41200-08	CLAMP, TUBE (D12)	1	1	1	1	1	1		





3

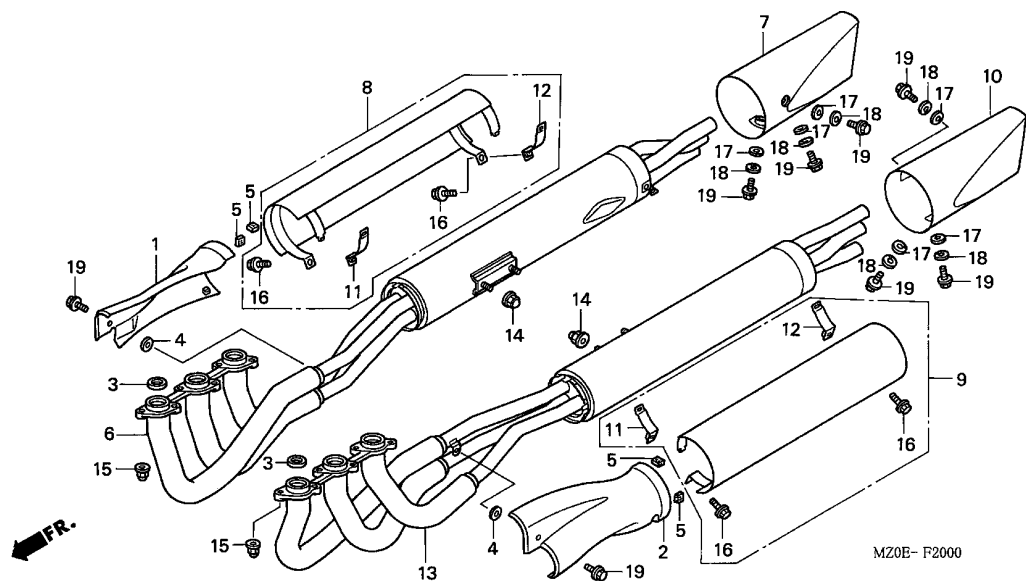
Ref. No.	Part No.	Description	Reqd. QTY						Serial No.	Parts catalogue code
			GL1500C			GL1500CD				
			1	2	3	1	2	3		
21	95003-23028-31	TUBE, VINYL, 8X12X280 (95003-23001-60M)	1	1	1	1	1	1		
22	95003-23045-31	TUBE, VINYL, 8X12X450 (95003-23001-60M)	1	1	1	1	1	1		
23	95018-52250	BAND, AIR CLEANER CONNECTING TUBE (52)	6	6	6	6	6	6		
24	95701-06014-07	BOLT, FLANGE, 6X14	1	1	1	1	1	1		



Service item	F.R.T.
COVER SET, L. MUFFLER	0.1
.COVER SET, R. MUFFLER	
.COVER, L. EX. PIPE	
.COVER, R. EX. PIPE	
.PIECE, L. TAIL	
.PIECE, R. TAIL	
MUFFLER COMP., L. EX.	0.4
.MUFFLER COMP., R. EX.	

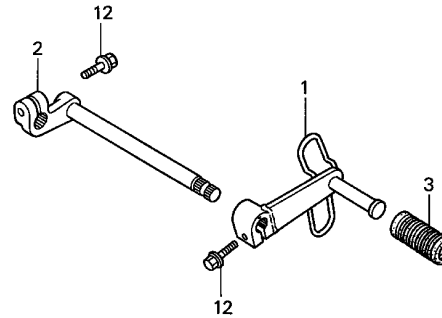
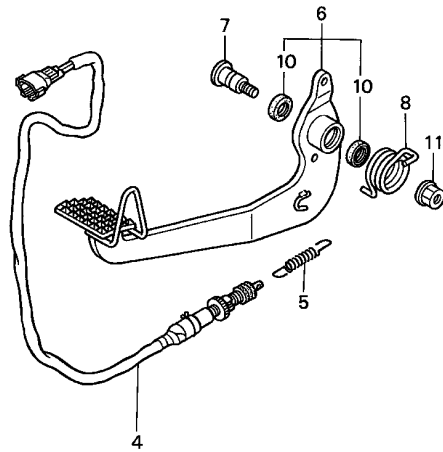
Ref. No.	Part No.	Description	Reqd. QTY						Serial No.	Parts catalogue code
			GL1500C			GL1500CD				
			1	2	3	1	2	3		
1	18160-MZ0-003	COVER, R. EX. PIPE	1	1	1	1	1	1		
2	18260-MZ0-003	COVER, L. EX. PIPE	1	1	1	1	1	1		
3	18291-MN5-650	GASKET, EX. PIPE	6	6	6	6	6	6		
4	18292-KBR-000	PACKING, PROTECTOR	2	2	2	2	2	2		
5	18293-MN0-000	RUBBER, PROTECTOR	4	4	4	4	4	4		
6	18300-MZ0-J02	MUFFLER COMP., R. EX.	1	1	1	-	-	-	AR,E,ED,F,G,SW,U	
	18300-MZ0-A02		1	1	1	-	-	-	CM	
7	18316-MZ0-610	PIECE, R. TAIL	1	1	-	-	-	-	G	
	18316-MZ0-003		1	1	-	-	-	-	AR,CM,E,ED,F,SW,U	
8	18317-MZ0-710	COVER SET, R. MUFFLER	1	1	1	-	-	-	AR,E,ED,F,G,SW,U	
	18317-MZ0-003		1	1	1	-	-	-	CM	
9	18318-MZ0-710	COVER SET, L. MUFFLER	1	1	1	-	-	-	AR,E,ED,F,G,SW,U	
	18318-MZ0-003		1	1	1	-	-	-	CM	
10	18336-MZ0-610	PIECE, L. TAIL	1	1	-	-	-	-	G	
	18336-MZ0-003		1	1	-	-	-	-	AR,CM,E,ED,F,SW,U	
			-	-	1	1	1	1		
11	18376-MZ0-710	BAND, FR. MUFFLER COVER	2	2	2	-	-	-	AR,E,ED,F,G,SW,U	
	18376-MZ0-013		2	2	2	-	-	-	CM	
			-	-	-	2	2	2		
12	18377-MZ0-710	BAND, RR. MUFFLER COVER	2	2	2	-	-	-	AR,E,ED,F,G,SW,U	
	18377-MZ0-013		2	2	2	-	-	-	CM	
			-	-	-	2	2	2		
13	18400-MZ0-J02	MUFFLER COMP., L. EX.	1	1	1	-	-	-	AR,E,ED,F,G,SW,U	





3

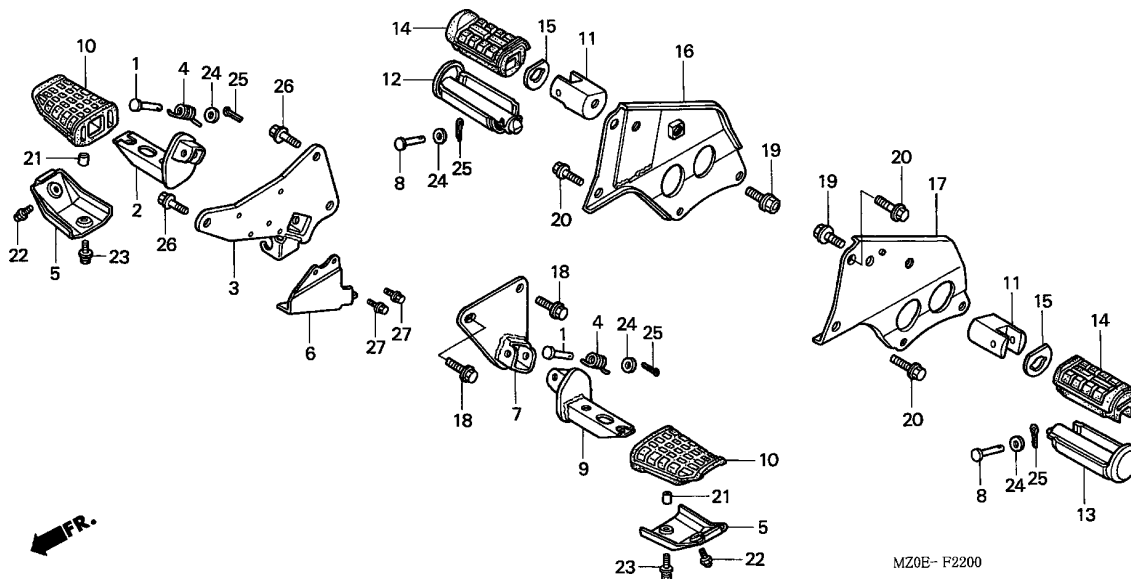
Ref. No.	Part No.	Description	Reqd. QTY						Serial No.	Parts catalogue code
			GL1500C			GL1500CD				
			1	2	3	1	2	3		
13)	18400-MZ0-A02	MUFFLER COMP., L. EX.	1	1	1	-	-	-	-----	CM
	14	90208-438-000 NUT, CAP, 8MM	4	4	4	4	4	4		
	15	90304-438-000 NUT, CAP, 6MM	12	12	12	12	12	12		
	16	93404-06016-08 BOLT-WASHER, 6X16	4	4	4	4	4	4		
	17	94101-06000 WASHER, PLAIN, 6MM	6	6	6	6	6	6		
	18	94111-06000 WASHER, SPRING, 6MM	6	6	6	6	6	6		
	19	96001-06012-00 BOLT, FLANGE, 6X12	8	8	8	8	8	8		



MZ01-F2100A

Service item	F.R.T.
ARM COMP., GEAR CHANGE	0.1
PEDAL COMP., CHANGE	
PEDAL ASSY., BRAKE	0.2
SWITCH ASSY., RR. STOP	0.3

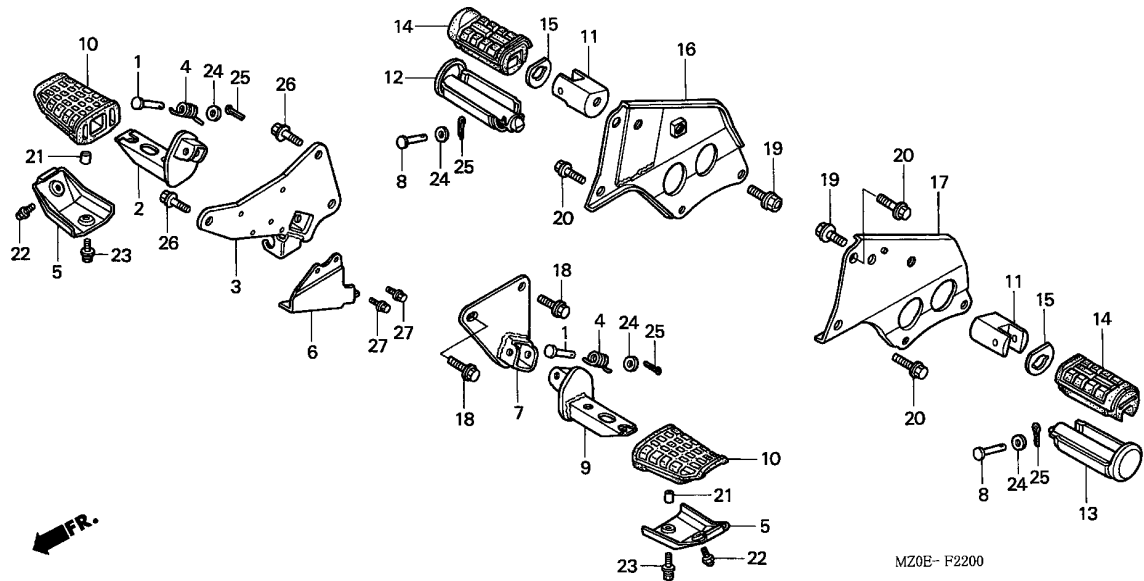
Ref. No.	Part No.	Description	Reqd. QTY						Serial No.	Parts catalogue code
			GL1500C			GL1500CD				
			1	2	3	1	2	3		
1	24701-MZ0-000	PEDAL COMP., CHANGE	1	1	1	1	1	1		
2	24711-MN5-000	ARM COMP., GEAR CHANGE	1	1	1	1	1	1		
3	24781-KR3-770	RUBBER, GEAR CHANGE PEDAL ...	1	1	1	1	1	1		
4	35350-MZ0-003	SWITCH ASSY., RR. STOP	1	1	1	1	1	1		
5	35357-KY2-700	SPRING, STOP SWITCH	1	1	1	1	1	1		
6	46500-MZ0-000	PEDAL ASSY., BRAKE	1	1	1	1	1	1		
7	46513-MZ0-000	SHAFT, BRAKE PIVOT	1	1	1	1	1	1		
8	46514-MZ0-000	SPRING, BRAKE PEDAL	1	1	1	1	1	1		
10	91251-MT4-003	DUST SEAL, 15X20X3	2	2	2	2	2	2		
11	94050-08000	NUT, FLANGE, 8MM	1	1	1	1	1	1		
12	95701-06020-00	BOLT, FLANGE, 6X20	2	2	2	2	2	2		



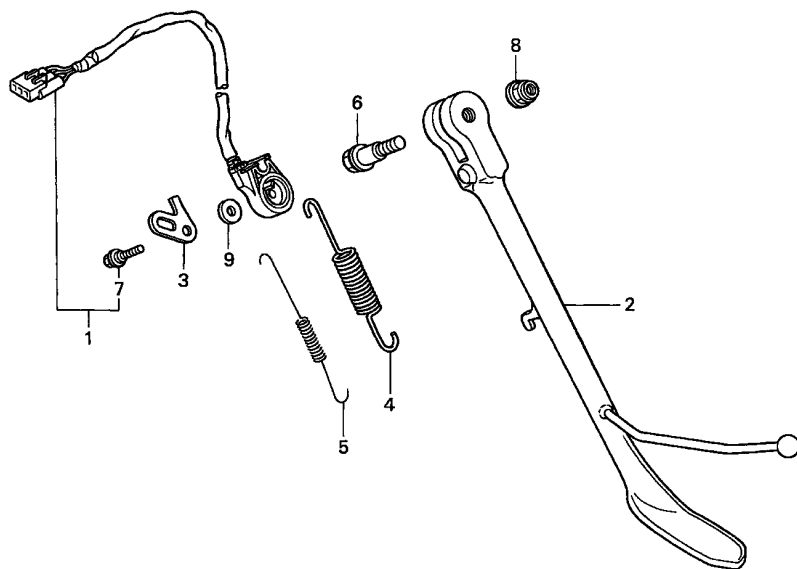
Service item	F.R.T.
BAR COMP., L. STEP (INC. RELATIVE PART)	0.1
.BAR COMP., R. STEP (INC. RELATIVE PART)	
.BAR, L. PILLION STEP (INC. RELATIVE PART)	
.BAR, R. PILLION STEP (INC. RELATIVE PART)	
.BRACKET, L. STEP	
HOLDER, L. PILLION STEP	0.2
.HOLDER, R. PILLION STEP	
BRACKET, R. STEP	0.3

3

Ref. No.	Part No.	Description	Reqd. QTY						Serial No.	Parts catalogue code
			GL1500C			GL1500CD				
			1	2	3	1	2	3		
1	50603-033-010	PIN, STEP BAR JOINT	2	2	2	2	2	2		
2	50612-MZ0-000	BAR COMP., R. STEP	1	1	1	1	1	1		
3	50615-MZ0-000	BRACKET, R. STEP	1	1	1	1	1	1		
4	50617-MB1-700	SPRING, STEP RETURN	2	2	2	2	2	2		
5	50619-MN5-000	COVER, STEP LOWER	2	2	2	2	2	2		
6	50619-MZ0-000	COVER, STOP SWITCH	1	1	1	1	1	1		
7	50625-MZ0-000	BRACKET, L. STEP	1	1	1	1	1	1		
8	50639-MLO-010	PIN, STEP BAR	2	2	2	2	2	2		
9	50642-MZ0-000	BAR COMP., L. STEP	1	1	1	1	1	1		
10	50661-MN5-000	RUBBER, MAIN STEP	2	2	2	2	2	2		
11	50680-MZ0-000	BRACKET, PILLION STEP	2	2	2	2	2	2		
12	50711-MM8-000	BAR, R. PILLION STEP	1	1	1	1	1	1		
13	50712-MM8-000	BAR, L. PILLION STEP	1	1	1	1	1	1		
14	50713-MK7-000	RUBBER, PILLION STEP	2	2	2	2	2	2		
15	50714-MK7-000	WASHER, PILLION STEP	2	2	2	2	2	2		
16	50715-MZ0-000	HOLDER, R. PILLION STEP	1	1	1	1	1	1		
17	50815-MZ0-000	HOLDER, L. PILLION STEP	1	1	1	1	1	1		
18	90100-438-850	BOLT, SPECIAL FLANGE, 8X22	2	2	2	2	2	2		
19	90102-MW0-000	BOLT, FLANGE, 10X20	2	2	2	2	2	2		
20	90109-KN8-730	BOLT, SPECIAL FLANGE, 10X16	4	4	4	4	4	4		
21	90325-197-000	COLLAR, RR. MUDGUARD	2	2	2	2	2	2		
22	92501-06008-0B	BOLT, CAP, 6X8	2	2	2	2	2	2		
23	93403-06016-00	BOLT-WASHER, 6X16	2	2	2	2	2	2		
24	94101-08000	WASHER, PLAIN, 8MM	4	4	4	4	4	4		
25	94201-20150	PIN, SPLIT, 2.0X15	4	4	4	4	4	4		



Ref. No.	Part No.	Description	Reqd. QTY						Serial No.	Parts catalogue code
			GL1500C			GL1500CD				
26	95701-08018-00	BOLT, FLANGE, 8X18	2	2	2	2	2	2		
27	96001-06008-00	BOLT, FLANGE, 6X8	2	2	2	2	2	2		

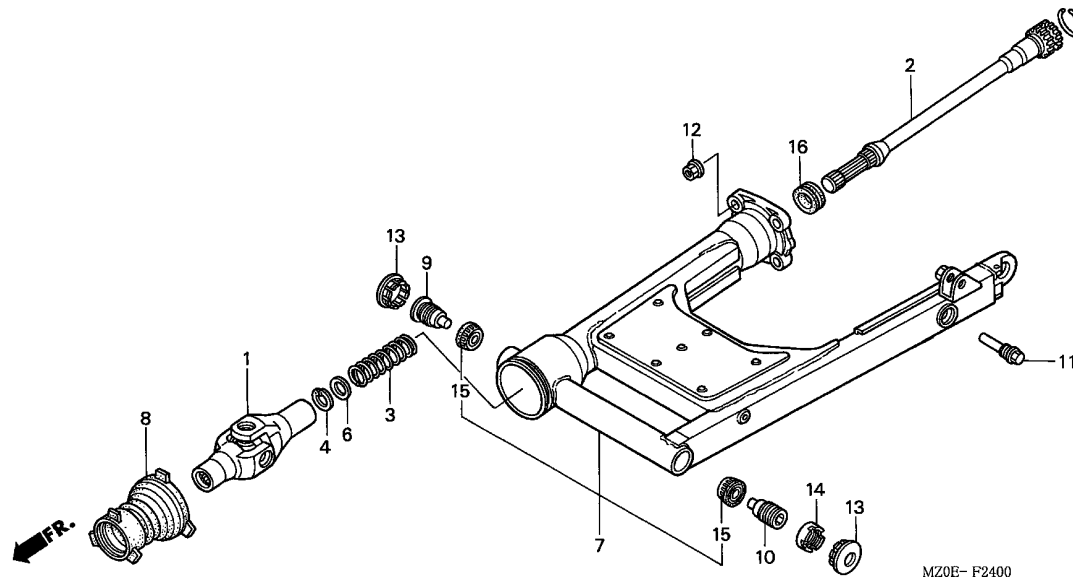


Service item	F.R.T.
SPRING, SIDE STAND	0.1
BAR, SIDE STAND	0.2
SWITCH SET, SIDE STAND	0.3

MZ0E-F2300

3

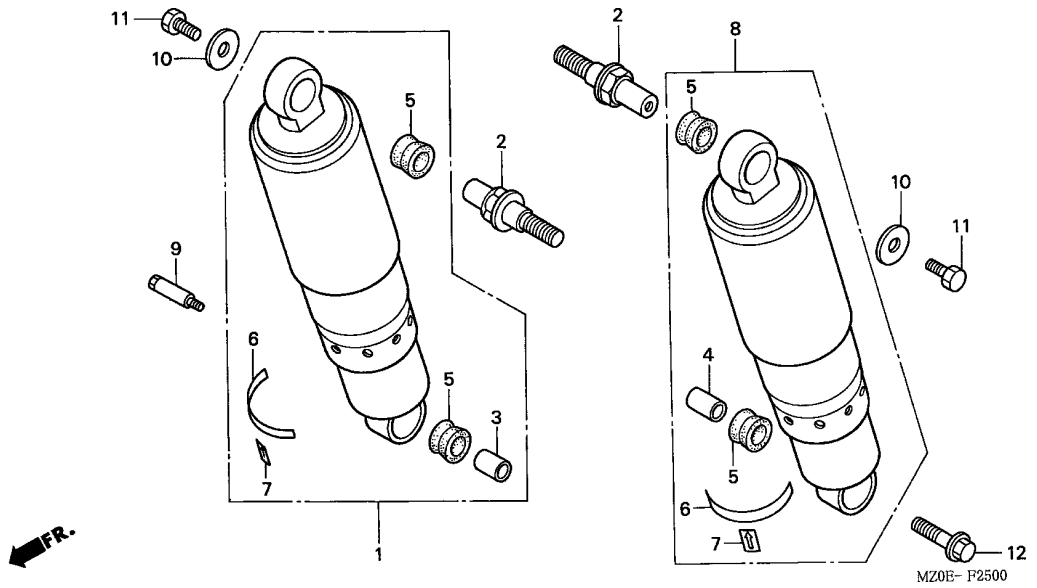
Ref. No.	Part No.	Description	Reqd. QTY						Serial No.	Parts catalogue code
			GL1500C			GL1500CD				
			1	2	3	1	2	3		
1	35070-MZ0-B00	SWITCH SET, SIDE STAND	1	1	1	1	1	1		
2	50530-MZ0-000	BAR, SIDE STAND	1	1	1	1	1	1		
3	50532-MZ0-000	HOLDER, SWITCH	1	1	1	1	1	1		
4	50541-MT3-610	SPRING, SIDE STAND	1	1	1	1	1	1		
5	50542-MT3-610	SUB SPRING, SIDE STAND	1	1	-	-	-	-	-----	AR,E,ED,F,G,SW
6	90108-MR5-000	BOLT, SIDE STAND PIVOT	1	1	1	1	1	1		
7	90111-MZ8-000	BOLT, SPECIAL, 6MM	1	1	1	1	1	1		
8	90203-MF9-710	NUT, SIDE STAND	1	1	1	1	1	1		
9	90406-KV3-780	WASHER, 6MM	1	1	1	1	1	1		



Service item	F.R.T.
SHAFT, PROPELLER	1.3
JOINT COMP., YOKE	1.6
SWINGARM ASSY., RR.	1.9
BEARING, TAPER ROLLER, 17X40X23.5	2.1
(ADD 0.2 FOR EACH.)	

Ref. No.	Part No.	Description	Reqd. QTY						Serial No.	Parts catalogue code
			GL1500C			GL1500CD				
			1	2	3	1	2	3		
1	40200-MZ0-A00	JOINT COMP., YOKE	1	1	1	1	1	1		
2	40201-MZ0-A00	SHAFT, PROPELLER	1	1	1	1	1	1		
3	40215-MN5-000	SPRING, PROPELLER SHAFT	1	1	1	1	1	1		
4	40219-MG9-000	CIRCLIP	1	1	1	1	1	1		
5	40221-MB0-000	RING, STOPPER	1	1	1	1	1	1		
6	40222-MN5-000	STOPPER, PROPELLER SHAFT								
		SPRING	1	1	1	1	1	1		
7	52100-MZ0-A40	SWINGARM ASSY., RR.	1	1	1	1	1	1		
8	52104-MZ0-A40	BOOT, JOINT	1	1	1	1	1	1		
9	90121-MAM-A60	BOLT, R. SWINGARM PIVOT	1	1	1	1	1	1		
10	90122-MAM-A60	BOLT, L. SWINGARM PIVOT	1	1	1	1	1	1		
11	90158-MZ0-000	BOLT, BRAKE STOPPER	1	1	1	1	1	1		
12	90308-357-000	NUT, HEX., 10MM	4	4	4	4	4	4		
13	90312-MB0-700	CAP, R. LOCK NUT	2	2	2	2	2	2		
14	90355-469-000	NUT, SWINGARM PIVOT LOCK	1	1	1	1	1	1		
15	91066-HA7-672	BEARING, TAPER ROLLER, 17X40X23.5 (NSK)	2	2	2	2	2	2		
16	91261-ME9-005	OIL SEAL, 27X43X7	1	1	1	1	1	1		

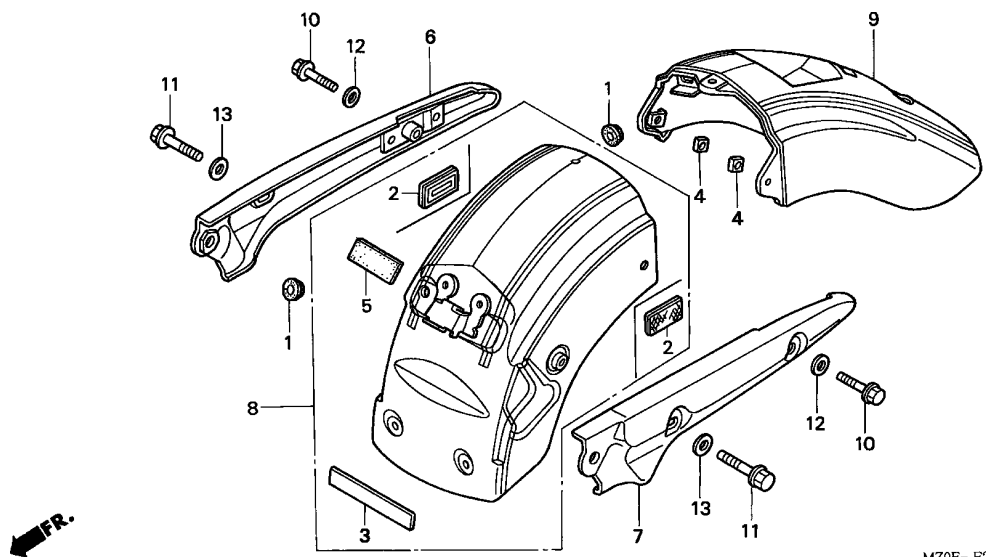




Service item	F.R.T.
CUSHION ASSY., L. RR.	0.1
.CUSHION ASSY., R. RR.	

3

Ref. No.	Part No.	Description	Reqd. QTY						Serial No.	Parts catalogue code
			GL1500C			GL1500CD				
			1	2	3	1	2	3		
1	52400-MZ0-A41	CUSHION ASSY., R. RR. (SHOWA)	1	1	1	1	1	1		
2	52452-MAH-A40	BOLT, RR. CUSHION	2	2	2	2	2	2		
3	52486-MG9-671	COLLAR, RR. CUSHION	1	1	1	1	1	1		
4	52486-463-000	COLLAR, RR. CUSHION	1	1	1	1	1	1		
5	52489-MW3-305	BUSH, RUBBER	4	4	4	4	4	4		
6	52496-MB4-003	LABEL A	2	2	2	2	2	2		
7	52497-KR3-003	LABEL B, RR. CUSHION	2	2	2	2	2	2		
8	52500-MZ0-A41	CUSHION ASSY., L. RR. (SHOWA)	1	1	1	1	1	1		
9	90159-MG9-000	BOLT, RR. CUSHION	1	1	1	1	1	1		
10	90504-MA6-000	WASHER, 8.5X26	2	2	2	2	2	2		
11	95501-08012-00	BOLT, HEX., 8X12	2	2	2	2	2	2		
12	95801-10035-00	BOLT, FLANGE, 10X35	1	1	1	1	1	1		

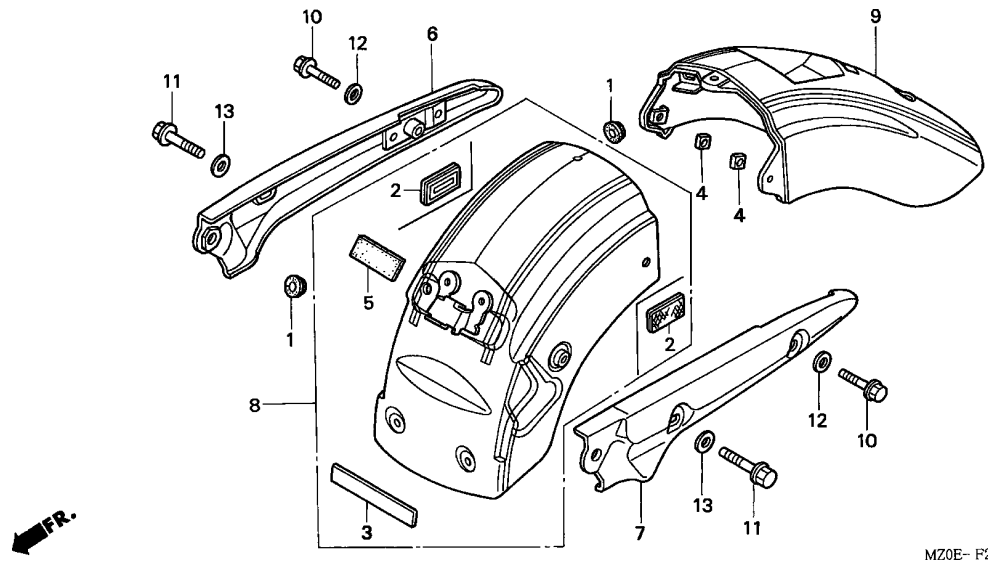


MZ0E- F2600

Service item	F.R.T.
RAIL, L. GRAB	0.3
(ADD 0.1 FOR EACH.)	
.RAIL, R. GRAB	
FENDER A SET, RR.	0.5
FENDER B SET, RR.	0.6

Ref. No.	Part No.	Description	Reqd. QTY						Serial No.	Parts catalogue code
			GL1500C			GL1500CD				
			1	2	3	1	2	3		
1	32983-028-000	GROMMET, WIRE HARNESS	2	2	2	2	2	2		
2	33741-MZ7-003	REFLECTOR, REFLEX	2	2	2	-	-	-	-----	CM
3	50134-GAM-300	RUBBER, FLOOR PLATE	-	-	-	2	2	2		
4	61303-198-740	NUT, HEADLIGHT CASE	2	2	2	2	2	2		
5	64233-MR7-300	PROTECTOR, HOSE	1	1	1	1	1	1		
6	77330-MZO-A40	RAIL, R. GRAB	1	1	1	1	1	1		
7	77340-MZO-A40	RAIL, L. GRAB	1	1	1	1	1	1		
8	80110-MZO-B00ZA	FENDER A SET, RR.								
	NH1BLACK	1	-	-	-	-	-	-----	CM
	80110-MZO-B00ZB	FENDER A SET, RR. *TYPE1*(WL)	1	-	-	1	-	-	-----	CM
	80110-MZO-B00ZC	FENDER A SET, RR.								
	TYPE2	1(WL)	1	-	-	1	-	-	-----	CM
	80110-MZO-U70ZA	FENDER A SET, RR.								
	NH1BLACK	1	-	-	-	-	-	-----	AR,E,ED,F,G,SW
	80110-MZO-U70ZC	FENDER A SET, RR.								
	TYPE2	1(WL)	1	-	-	-	-	-	-----	U
	80110-MZO-B30ZA	FENDER A SET, RR.								
	NH1BLACK	-	1	1	-	-	-	-----	CM
	80110-MZO-B30ZB	FENDER A SET, RR. *TYPE2*(WL)	-	-	-	-	1	-		
	80110-MZO-B30ZC	FENDER A SET, RR. *TYPE4*(WL)	-	-	-	-	1	-		
	80110-MZO-U90ZA	FENDER A SET, RR.								
	NH1BLACK	-	1	-	-	-	-	-----	AR,E,ED,F,G,SW
			-	-	1	-	-	-	-----	U

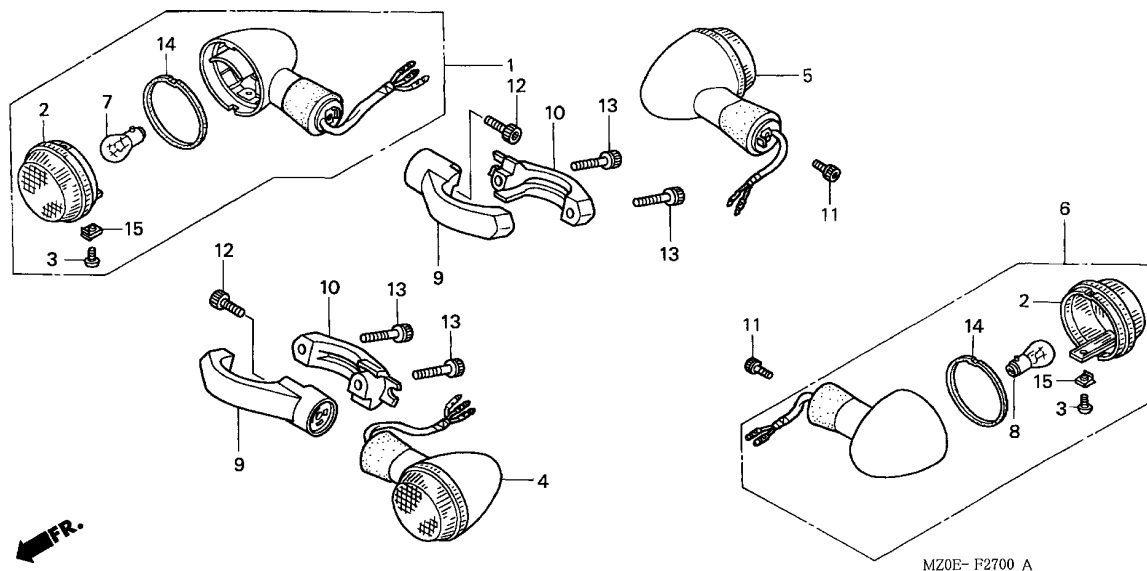




MZ0E- F2600

3

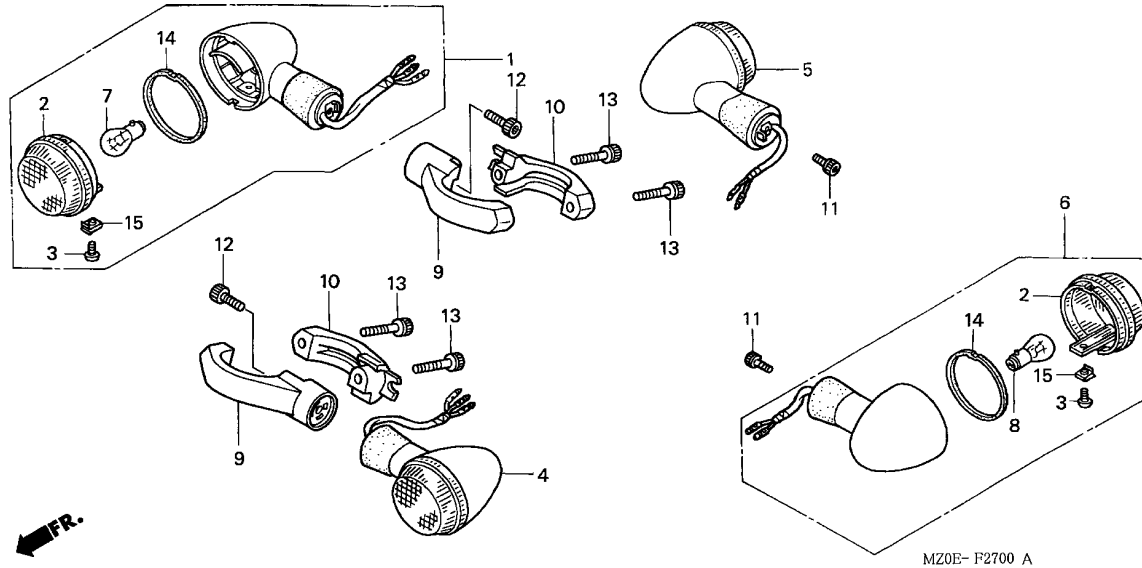
Ref. No.	Part No.	Description	Reqd. QTY						Serial No.	Parts catalogue code
			GL1500C			GL1500CD				
			1	2	3	1	2	3		
(8)	80110-MZO-U90ZB	FENDER A SET, RR. *TYPE4*(WL)	-	1	-	-	-	-	-	U
9	80210-MZO-B00ZA	FENDER B SET, RR. *NH1 1*.....BLACK	1	-	-	-	-	-	-	AR,CM,E,ED,F,G,SW
	80210-MZO-B00ZB	FENDER B SET, RR. *TYPE1 1*(WL)	1	-	-	-	-	-	-	CM
	80210-MZO-B00ZC	FENDER B SET, RR. *TYPE2 2*(WL)	1	-	-	-	-	-	-	CM,U
	80210-MZO-B30ZA	FENDER B SET, RR. *NH1*.....BLACK	-	1	-	-	-	-	-	AR,CM,E,ED,F,G,SW
	80210-MZO-B30ZB	FENDER B SET, RR. *TYPE2*(WL)	-	-	1	-	-	1	-	
	80210-MZO-B30ZC	FENDER B SET, RR. *TYPE4*(WL)	-	1	-	-	-	-	-	U
			-	-	-	-	-	1	-	
10	90113-MZO-000	BOLT, SPECIAL FLANGE, 8X48 ..	2	2	2	2	2	2		
11	90158-438-000	BOLT, SPECIAL FLANGE, 10X50 .	2	2	2	2	2	2		
12	90501-MM8-610	WASHER, PLAIN, 8MM	2	2	2	2	2	2		
13	90502-MM8-610	WASHER, PLAIN, 10MM	2	2	2	2	2	2		



Service item	F.R.T.
BULB	0.1
(WHEN SERVICING COMP., UNIT, F.R.T. IS 0.2)	
WINKER ASSY., FR.	0.2
(ADD 0.1 FOR EACH.) (INC. RELATIVE PART)	
WINKER ASSY., RR. (ADD 0.1 FOR EACH.) (INC. RELATIVE PART)	

Ref. No.	Part No.	Description	Reqd. QTY						Serial No.	Parts catalogue code
			GL1500C			GL1500CD				
			1	2	3	1	2	3		
1	33400-MZ0-G42	WINKER ASSY., R. FR. (12V 21W) (STANLEY)	1	1	1	-	-	-	-----	AR,E,ED,F,G,SW,U
	33400-MZ0-A82	WINKER ASSY., R. FR. (12V 21/5W) (STANLEY)	1	1	1	-	-	-	-----	CM
2	33401-MBA-612	LENS, WINKER	4	4	4	4	4	4		
3	33403-MBA-611	SCREW, SPECIAL, 4X8	4	4	4	4	4	4		
4	33450-MZ0-G42	WINKER ASSY., L. FR. (12V 21W) (STANLEY)	1	1	1	-	-	-	-----	AR,E,ED,F,G,SW,U
	33450-MZ0-A82	WINKER ASSY., L. FR. (12V 21/5W) (STANLEY)	1	1	1	-	-	-	-----	CM
5	33600-MBH-013	WINKER ASSY., R. RR. (12V 21W) (STANLEY)	1	1	1	1	1	1		
6	33650-MBH-013	WINKER ASSY., L. RR. (12V 21W) (STANLEY)	1	1	1	1	1	1		
7	34908-634-611	BULB (12V 21W) (ECE) (STANLEY)	2	2	2	-	-	-	-----	AR,E,ED,F,G,SW,U
	34906-447-711	BULB, TAILLIGHT (STANLEY) (12V 21/5W)	2	2	2	-	-	-	-----	CM
			-	-	-	2	2	2		
8	34908-634-611	BULB (12V 21W) (ECE) (STANLEY)	2	2	2	2	2	2		
9	53103-MZ0-010	HOLDER A, FR. WINKER	2	-	2	2	-	2		
	53103-MZ0-000	-	2	-	-	2	-		
10	53104-MZ0-010	HOLDER B, FR. WINKER	2	-	2	2	-	2		
	53104-MZ0-000	-	2	-	-	2	-		
11	90001-GY6-900	BOLT, SOCKET, 6X12	2	2	2	2	2	2		
12	90071-ME9-000	BOLT, SOCKET, 6X15	2	2	2	2	2	2		

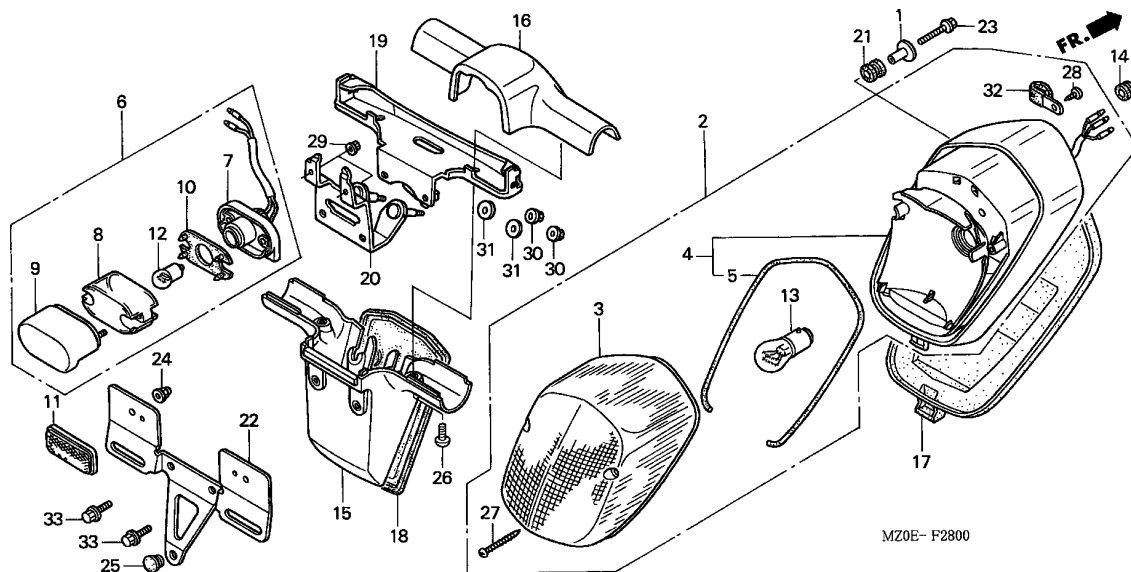




MZ0E-F2700 A

3

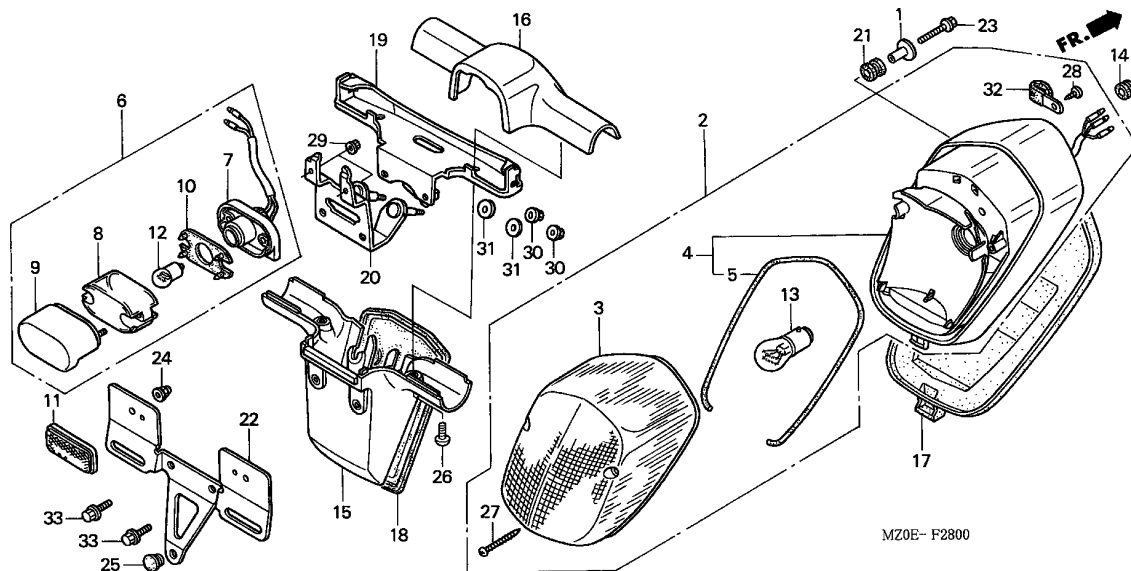
Ref. No.	Part No.	Description	Reqd. QTY						Serial No.	Parts catalogue code
			GL1500C			GL1500CD				
			1	2	3	1	2	3		
13	96600-06028-00	BOLT, SOCKET, 6X28	4	4	4	4	4	4		
14	33407-MBA-611	PACKING, LENS	4	4	4	4	4	4		
15	33408-MBA-611	NUT, CLIP	4	4	4	4	4	4		



Service item	F.R.T.
BRACKET, NUMBER PLATE	0.1
.BULB	
.COVER, LICENSE LIGHT	
BASE COMP., LICENSE LIGHT	0.2
.BULB, LICENSE LIGHT	
.LIGHT ASSY., LICENSE	
BASE COMP., TAILLIGHT	0.3
.BRACKET, LICENSE LIGHT	
.TAILLIGHT ASSY.	
STAY A, LICENSE LIGHT	0.4

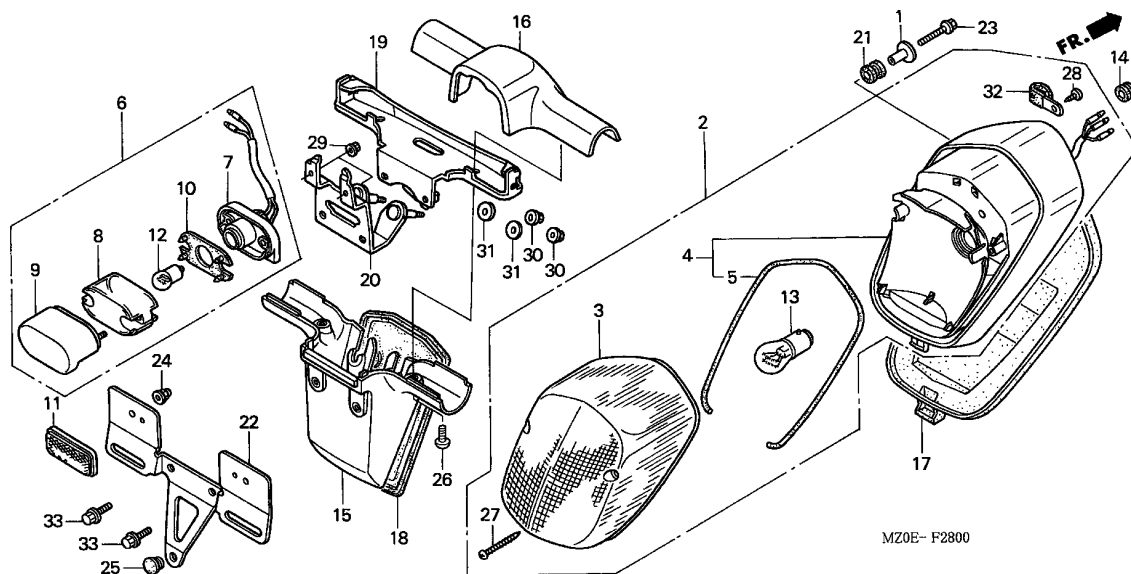
Ref. No.	Part No.	Description	Reqd. QTY						Serial No.	Parts catalogue code
			GL1500C			GL1500CD				
			1	2	3	1	2	3		
1	17216-HA7-670	COLLAR, AIR CLEANER SETTING	2	2	2	-	-	-	-----	CM
2	33701-MZ0-671	TAILLIGHT ASSY. (12V 23/8W)	1	1	1	-	-	-	-----	CM
3	33702-MZ0-003	LENS, TAILLIGHT	1	1	1	-	-	-	-----	CM
4	33704-MZ0-671	BASE COMP., TAILLIGHT	1	1	1	-	-	-	-----	CM
5	33709-MZ0-000	PACKING, TAILLIGHT	1	1	1	-	-	-	-----	CM
6	33720-MZ0-671	LIGHT ASSY., LICENSE (12V 8W)	1	1	1	-	-	-	-----	CM
7	33721-MZ0-003	BASE COMP., LICENSE LIGHT ...	1	1	1	-	-	-	-----	CM
8	33722-MB1-013	LENS, LICENSE	1	1	1	-	-	-	-----	CM
9	33727-KR3-000	COVER COMP., LICENSE LIGHT ..	1	1	1	-	-	-	-----	CM
10	33729-MB1-003	PACKING, LENS	1	1	1	-	-	-	-----	CM
11	33741-MR1-671	REFLECTOR, RR. REFLEX	2	2	2	-	-	-	-----	CM
12	34616-568-671	BULB, LICENSE LIGHT (STANLEY) (12V 8W)	1	1	1	-	-	-	-----	CM
13	34905-425-671	BULB (12V 23/8W)(STANLEY) ...	1	1	1	-	-	-	-----	CM





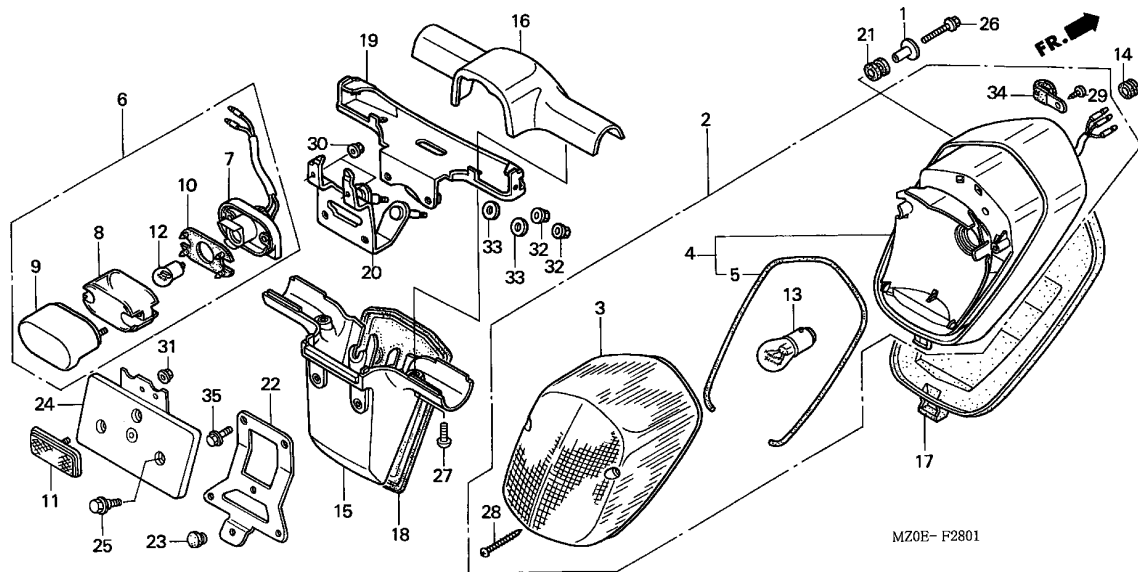
3

Ref. No.	Part No.	Description	Reqd. QTY						Serial No.	Parts catalogue code
			GL1500C			GL1500CD				
			1	2	3	1	2	3		
14	55204-GJ2-000	GROMMET, OIL TUBE	1	1	1	-	-	-	-----	CM
15	80120-MZ0-000	BRACKET, LICENSE LIGHT	1	1	1	-	-	-	-----	CM
			-	-	-	1	1	1		
16	80121-MZ0-700	COVER, LICENSE LIGHT	1	1	1	-	-	-	-----	CM
			-	-	-	1	1	1		
17	80122-MZ0-000	RUBBER, TAILLIGHT CUSHION ...	1	1	1	-	-	-	-----	CM
			-	-	-	1	1	1		
18	80125-MZ0-000	RUBBER, LICENSE LIGHT CUSHION	1	1	1	-	-	-	-----	CM
			-	-	-	1	1	1		
19	80126-MZ0-700	STAY A, LICENSE LIGHT	1	1	1	-	-	-	-----	CM
			-	-	-	1	1	1		
20	80127-MZ0-700	STAY B, LICENSE LIGHT	1	1	1	-	-	-	-----	CM
			-	-	-	1	1	1		
21	80219-KCZ-000	RUBBER, TAILLIGHT MOUNTING ..	2	2	2	-	-	-	-----	CM
			-	-	-	2	2	2		
22	84701-MZ0-000	BRACKET, NUMBER PLATE	1	1	1	-	-	-	-----	CM
			-	-	-	1	1	1		
23	90112-GG2-900	BOLT, FLANGE, 5X25	2	2	2	-	-	-	-----	CM
			-	-	-	2	2	2		
24	90167-SAO-980	NUT, FLANGE CAP, 5MM	2	2	2	-	-	-	-----	CM
			-	-	-	2	2	2		
25	90852-446-630	PLUG, HOLE	1	1	1	-	-	-	-----	CM
			-	-	-	1	1	1		
26	93500-05014-0A	SCREW, PAN, 5X14	2	2	2	-	-	-	-----	CM
			-	-	-	2	2	2		



Ref. No.	Part No.	Description	Reqd. QTY						Serial No.	Parts catalogue code
			GL1500C			GL1500CD				
			1	2	3	1	2	3		
27	93901-348G0	SCREW, TAPPING, 4X35	2	2	2	-	-	-	-----	CM
28	93903-34220	SCREW, TAPPING, 4X10	1	1	1	-	-	-	-----	CM
29	94050-04000	NUT, FLANGE, 4MM	2	2	2	-	-	-	-----	CM
30	94050-06000	NUT, FLANGE, 6MM	2	2	2	-	-	-	-----	CM
31	94103-06000	WASHER, PLAIN, 6MM	2	2	2	-	-	-	-----	CM
32	94591-25000	CLIP, 2X50	1	1	1	-	-	-	-----	CM
33	95701-06018-07	BOLT, FLANGE, 6X18	2	2	2	-	-	-	-----	CM



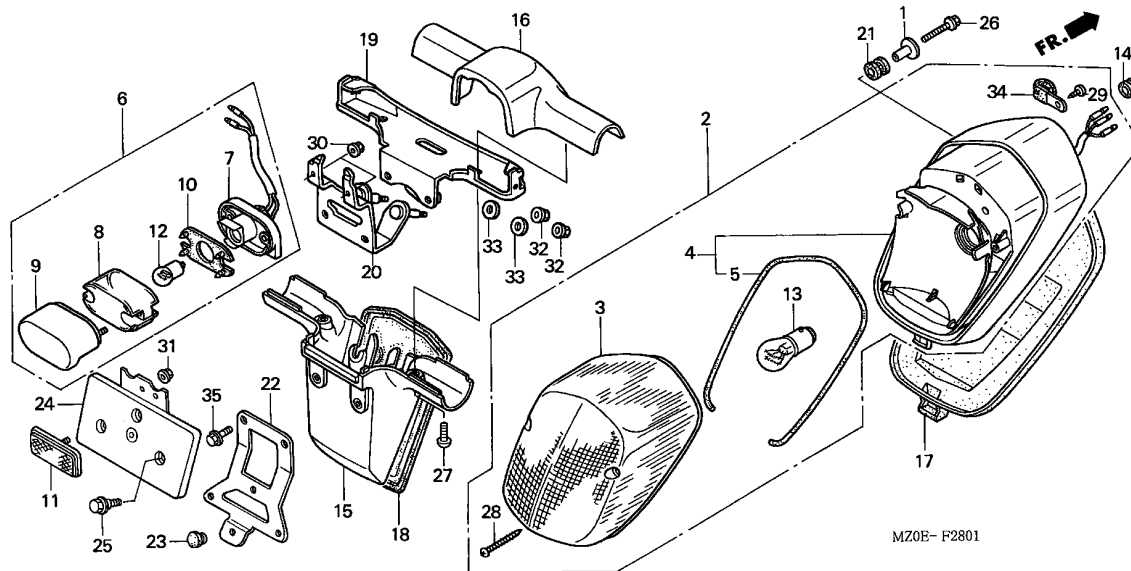


Service item	F.R.T.
BRACKET A, NUMBER PLATE	0.1
.BULB, TAILLIGHT	
.COVER, LICENSE LIGHT	
BASE COMP., LICENSE	0.2
.BULB	
.LIGHT ASSY., LICENSE	
BASE COMP., TAILLIGHT	0.3
.BRACKET, LICENSE LIGHT	
.TAILLIGHT ASSY.	
STAY A, LICENSE LIGHT	0.4

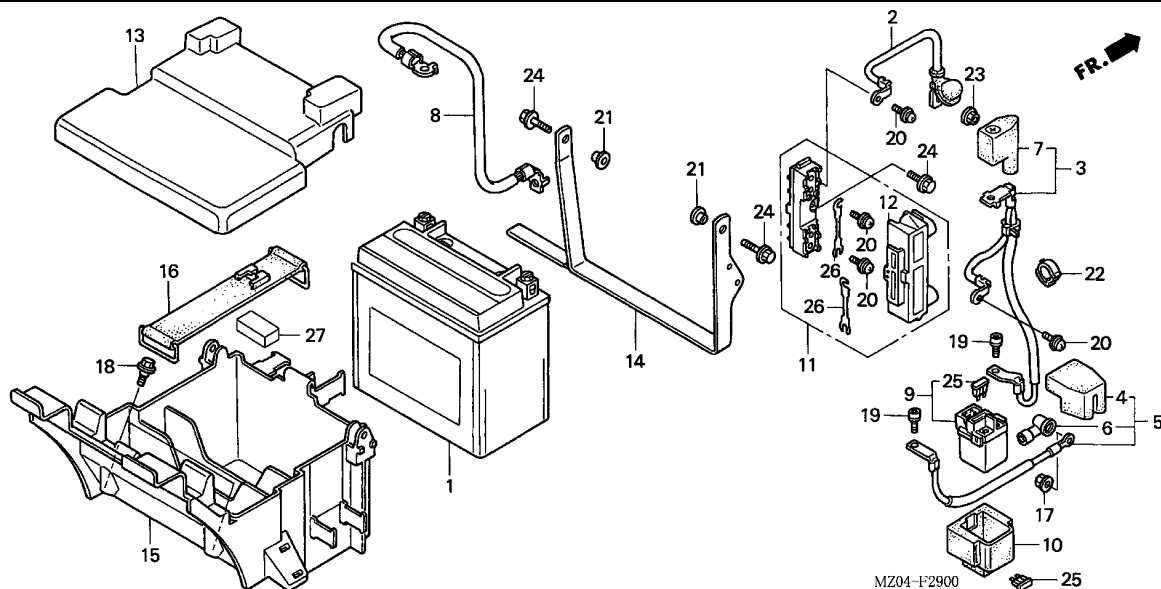
MZ0E-F2801

3

Ref. No.	Part No.	Description	Reqd. QTY						Serial No.	Parts catalogue code
			GL1500C			GL1500CD				
			1	2	3	1	2	3		
1	17216-HA7-670	COLLAR, AIR CLEANER SETTING	2	2	2	-	-	-	AR,E,ED,F,G,SW,U	
2	33701-MZ0-611	TAILLIGHT ASSY. (12V 21/5W)	1	1	1	-	-	-	AR,E,ED,F,G,SW,U	
3	33702-MZ0-003	LENS, TAILLIGHT	1	1	1	-	-	-	AR,E,ED,F,G,SW,U	
4	33704-MZ0-611	BASE COMP., TAILLIGHT	1	1	1	-	-	-	AR,E,ED,F,G,SW,U	
5	33709-MZ0-000	PACKING, TAILLIGHT	1	1	1	-	-	-	AR,E,ED,F,G,SW,U	
6	33720-MZ0-611	LIGHT ASSY., LICENSE (12V 5W)	1	1	1	-	-	-	AR,E,ED,F,G,SW,U	
7	33721-MZ0-611	BASE COMP., LICENSE	1	1	1	-	-	-	AR,E,ED,F,G,SW,U	
8	33722-MB1-013	LENS, LICENSE	1	1	1	-	-	-	AR,E,ED,F,G,SW,U	
9	33727-KR3-631	COVER COMP., LICENSE LIGHT	1	1	1	-	-	-	AR,E,ED,F,G,SW,U	
10	33729-MB1-003	PACKING, LENS	1	1	1	-	-	-	AR,E,ED,F,G,SW,U	
11	33741-MS6-921	REFLECTOR, REFLEX	1	1	1	-	-	-	AR,E,ED,F,G,SW,U	
12	34904-634-611	BULB (12V 5W)(ECE)	1	1	1	-	-	-	AR,E,ED,F,G,SW,U	
13	34906-447-711	BULB, TAILLIGHT (STANLEY) (12V 21/5W)	1	1	1	-	-	-	AR,E,ED,F,G,SW,U	
14	55204-GJ2-000	GROMMET, OIL TUBE	1	1	1	-	-	-	AR,E,ED,F,G,SW,U	
15	80120-MZ0-000	BRACKET, LICENSE LIGHT	1	1	1	-	-	-	AR,E,ED,F,G,SW,U	
16	80121-MZ0-700	COVER, LICENSE LIGHT	1	1	1	-	-	-	AR,E,ED,F,G,SW,U	
17	80122-MZ0-000	RUBBER, TAILLIGHT CUSHION	1	1	1	-	-	-	AR,E,ED,F,G,SW,U	
18	80125-MZ0-000	RUBBER, LICENSE LIGHT CUSHION	1	1	1	-	-	-	AR,E,ED,F,G,SW,U	
19	80126-MZ0-700	STAY A, LICENSE LIGHT	1	1	1	-	-	-	AR,E,ED,F,G,SW,U	
20	80127-MZ0-700	STAY B, LICENSE LIGHT	1	1	1	-	-	-	AR,E,ED,F,G,SW,U	
21	80219-KCZ-000	RUBBER, TAILLIGHT MOUNTING	2	2	2	-	-	-	AR,E,ED,F,G,SW,U	
22	84701-MZ0-610	BRACKET A, NUMBER PLATE	1	1	1	-	-	-	AR,E,ED,F,G,SW,U	
23	84702-MF2-670	RUBBER, NUMBER PLATE BRACKET CUSHION	1	1	1	-	-	-	AR,E,ED,F,G,SW,U	



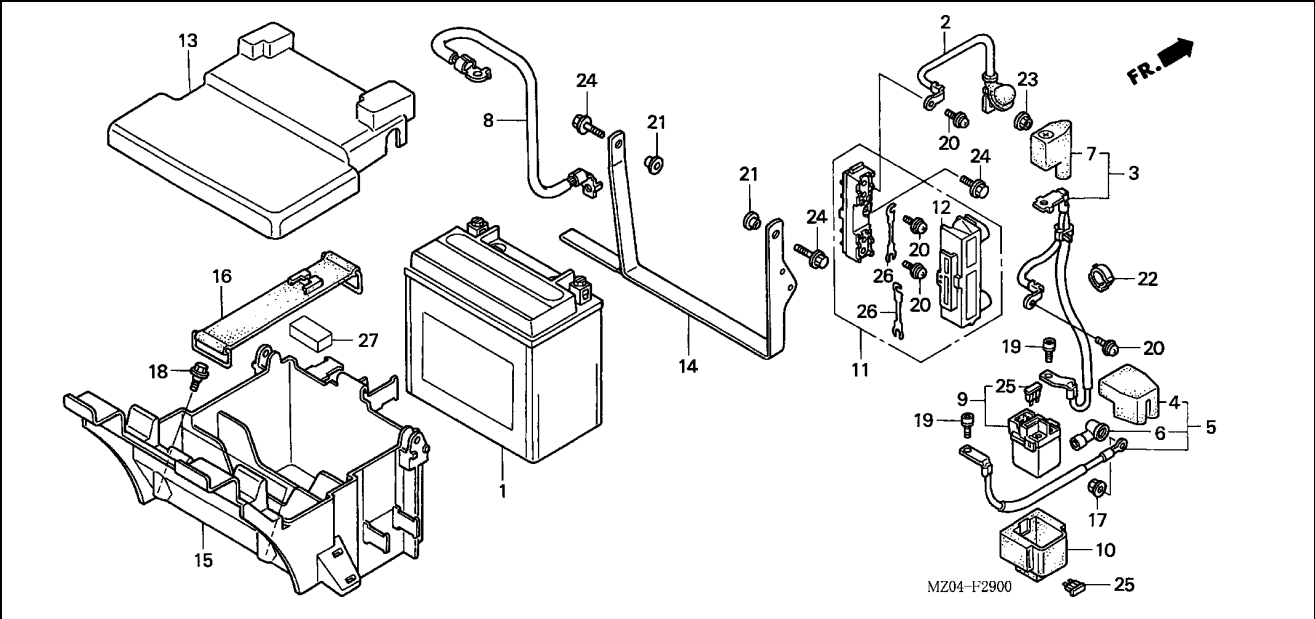
Ref. No.	Part No.	Description	Reqd. QTY						Serial No.	Parts catalogue code
			GL1500C			GL1500CD				
			1	2	3	1	2	3		
24	84702-MZ0-610	BRACKET B, NUMBER PLATE	1	1	1	-	-	-	-----	AR,E,ED,F,G,SW,U
25	90023-MR5-670	BOLT, GEARSHIFT DRUM STOPPER ARM PIVOT	3	3	3	-	-	-	-----	AR,E,ED,F,G,SW,U
26	90112-GG2-900	BOLT, FLANGE, 5X25	2	2	2	-	-	-	-----	AR,E,ED,F,G,SW,U
27	93500-05014-0A	SCREW, PAN, 5X14	2	2	2	-	-	-	-----	AR,E,ED,F,G,SW,U
28	93901-34860	SCREW, TAPPING, 4X35	2	2	2	-	-	-	-----	AR,E,ED,F,G,SW,U
29	93903-34220	SCREW, TAPPING, 4X10	1	1	1	-	-	-	-----	AR,E,ED,F,G,SW,U
30	94050-04000	NUT, FLANGE, 4MM	2	2	2	-	-	-	-----	AR,E,ED,F,G,SW,U
31	94050-05070	NUT, FLANGE, 5MM	1	1	1	-	-	-	-----	AR,E,ED,F,G,SW,U
32	94050-06000	NUT, FLANGE, 6MM	2	2	2	-	-	-	-----	AR,E,ED,F,G,SW,U
33	94103-06000	WASHER, PLAIN, 6MM	2	2	2	-	-	-	-----	AR,E,ED,F,G,SW,U
34	94591-25000	CLIP, 2X50	1	1	1	-	-	-	-----	AR,E,ED,F,G,SW,U
35	95701-06018-07	BOLT, FLANGE, 6X18	2	2	2	-	-	-	-----	AR,E,ED,F,G,SW,U



Service item	F.R.T.
BATTERY	0.2
.BOX ASSY., MAIN FUSE	
.CABLE, A.C. GENERATOR	
.CABLE, BATTERY EARTH	
.CABLE, STARTER BATTERY	
.CABLE, STARTER MOTOR	
SWITCH ASSY., STARTER MAGNETIC	0.3
BOX COMP., BATTERY	0.4

3

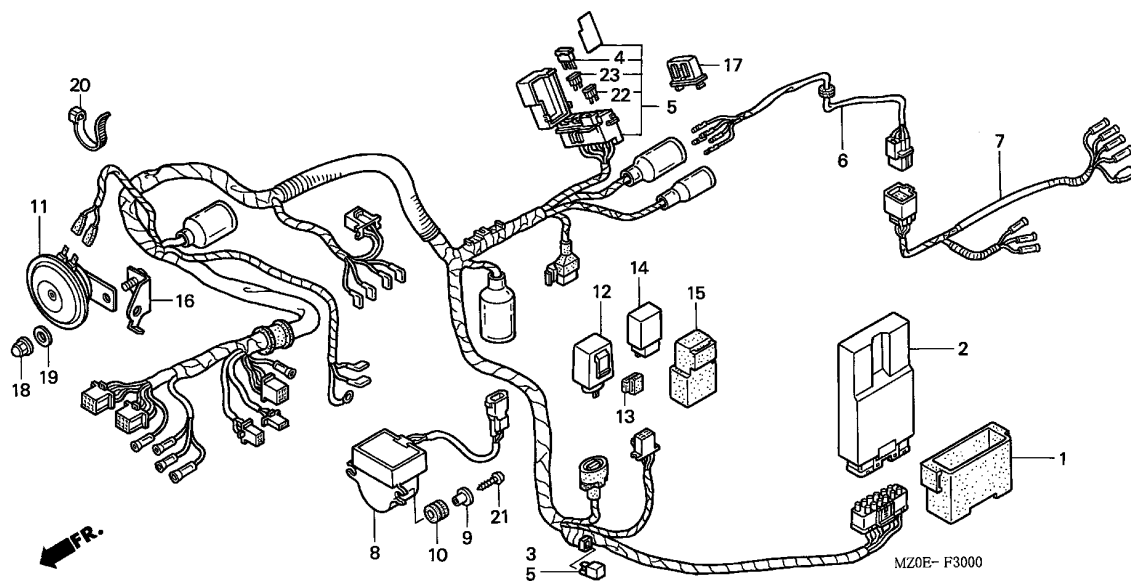
Ref. No.	Part No.	Description	Reqd. QTY						Serial No.	Parts catalogue code
			GL1500C			GL1500CD				
			1	2	3	1	2	3		
1	31500-HM5-631	BATTERY (YTX14-BS) (YUASA) ...	1	1	1	1	1	1		
2	32120-MZ0-760	CABLE, A.C. GENERATOR	1	1	1	1	1	1		
3	32401-MZ0-000	CABLE, STARTER BATTERY	1	1	1	1	1	1		
4	32406-KAZ-000	COVER, STARTER MAGNETIC								
5	32410-MZ0-000	CABLE, STARTER MOTOR	1	1	1	1	1	1		
6	32411-473-000	COVER, TERMINAL	1	1	1	1	1	1		
7	32414-MW0-000	COVER, BATTERY TERMINAL	1	1	1	1	1	1		
8	32601-MZ0-000	CABLE, BATTERY EARTH	1	1	1	1	1	1		
9	35850-MT4-000	SWITCH ASSY., STARTER MAGNETIC	1	1	1	1	1	1		
10	35856-KBG-007	RUBBER, SHOCK	1	1	1	1	1	1		
11	38250-MN5-003	BOX ASSY., MAIN FUSE	1	1	1	1	1	1		
12	38255-MN5-003	COVER, MAIN FUSE BOX	1	1	1	1	1	1		
13	50321-MZ0-000	COVER, BATTERY BOX	1	1	1	1	1	1		
14	50322-MZ0-000	HOLDER, BATTERY BOX	1	1	1	1	1	1		
15	50325-MZ0-000	BOX COMP., BATTERY	1	1	1	1	1	1		
16	50330-MM5-000	BAND, BATTERY	1	1	1	1	1	1		
17	90071-MB0-000	NUT-WASHER, 6MM	1	1	1	1	1	1		
18	90109-434-000	BOLT, SPECIAL, 6MM	2	2	2	2	2	2		
19	90111-MR5-000	BOLT, SOCKET, 5X9	2	2	2	2	2	2		
20	90153-SB2-003	SCREW-WASHER, 5X10	4	4	4	4	4	4		
21	90522-170-700	COLLAR, GEARSHIFT LEVER								
		SETTING	2	2	2	2	2	2		
22	90683-KJ2-003	CLIP, WIRE HARNESS	1	1	1	1	1	1		
23	94050-06080	NUT, FLANGE, 6MM	1	1	1	1	1	1		



Ref. No.	Part No.	Description	Reqd. QTY						Serial No.	Parts catalogue code
			GL1500C			GL1500CD				

24	95701-06016-08	BOLT, FLANGE, 6X16	3	3	3	3	3	3		
25	98200-33000	FUSE, BLADE (30A)	2	2	2	2	2	2		
26	98200-65500	FUSE (55A)	2	2	2	2	2	2		
27	50225-MY5-610	RUBBER, FUEL TANK CUSHION ...	1	1	1	1	1	1		

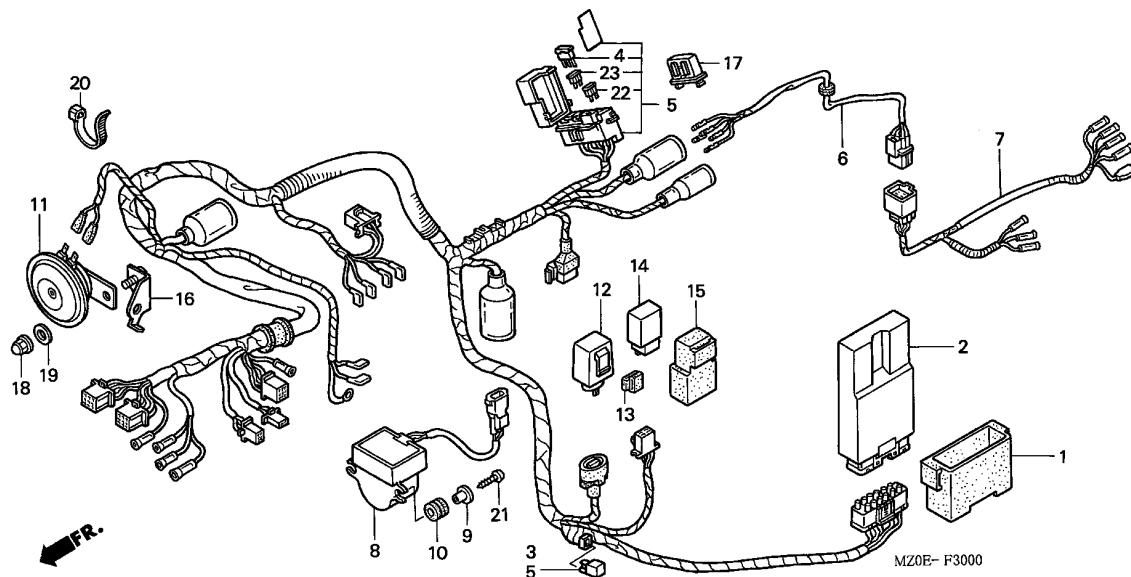




Service item	F.R.T.
HORN ASSY.	0.1
RELAY COMP., STARTER	0.2
.RELAY COMP., WINKER	
RECTIFIER COMP., SILICON	0.3
.SENSOR COMP., KILL	
.SUB HARNESS A, RR.	
SPARK UNIT	0.4
SUB HARNESS B, RR.	0.6
HARNESS, WIRE	1.6

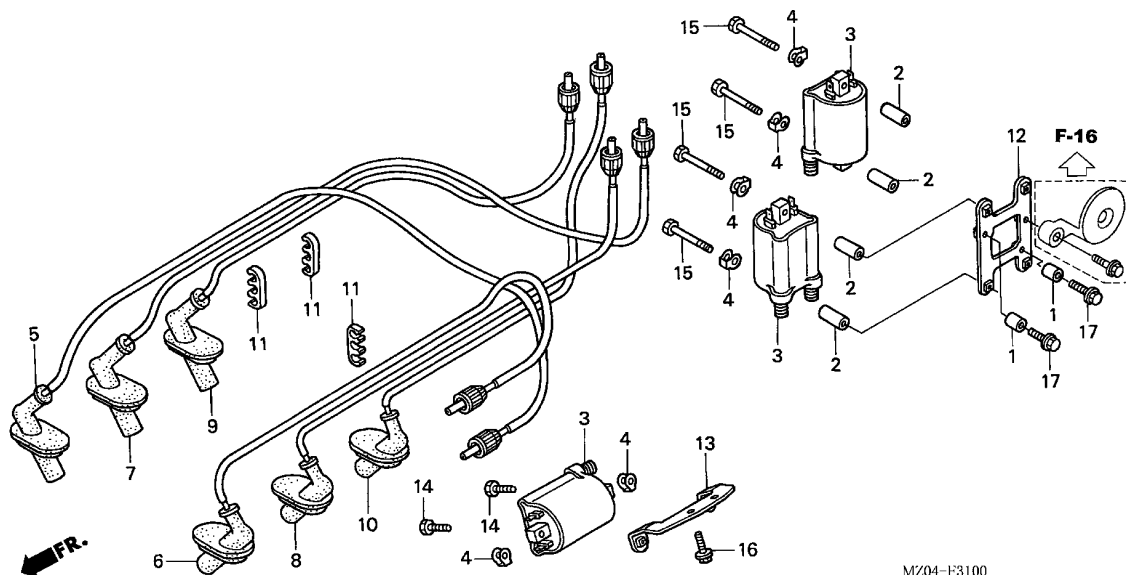
3

Ref. No.	Part No.	Description	Reqd. QTY						Serial No.	Parts catalogue code
			GL1500C			GL1500CD				
			1	2	3	1	2	3		
1	30405-MT6-000	CUSHION, SPARK UNIT	1	1	1	1	1	1		
2	30410-MZ0-611	SPARK UNIT	1	1	-	-	-	-	----- G	
	30410-MZ0-661	1	1	-	-	-	-	----- SW	
	30410-MZ0-601	1	1	1	-	-	-	----- AR,E,ED,F,U	
	30410-MZ0-671	1	1	1	-	-	-	----- CM	
3	31700-MM8-610	RECTIFIER COMP., SILICON	1	1	1	-	-	-	----- AR,E,ED,F,G,U	
4	31730-MAS-601	DIODE ASSY., THREE WAY (SUMITOMO)	1	1	1	1	1	1		
5	32100-MZ0-A80	HARNESS, WIRE	1	1	1	-	-	-	----- CM,SW	
	32100-MZ0-F20	-	-	-	1	1	1	----- F	
	32100-MZ0-G40	1	1	1	-	-	-	----- AR,E,ED,G,U	
6	32102-MZ0-760	SUB HARNESS A, RR.	1	1	1	1	1	1		
7	32103-MZ0-760	SUB HARNESS B, RR.	1	1	1	1	1	1		
8	35161-MZ0-003	SENSOR COMP., KILL	1	1	1	1	1	1		
9	35162-MN5-003	COLLAR	2	2	2	2	2	2		
10	35163-MN5-003	GROMMET	2	2	2	2	2	2		
11	38120-MZ0-A40	HORN ASSY. (LOW)	1	1	-	-	-	-	----- CM,U	
	38120-MZ0-G20	-	-	1	1	1	1	----- AR,E,ED,F,G,SW	
12	38301-KK9-952	RELAY COMP., WINKER (MITSUBA)	1	1	1	1	1	1		
13	38306-GE7-000	SUSPENSION, WINKER RELAY	1	1	1	1	1	1		
14	38501-GN2-014	RELAY COMP., STARTER (MITSUBA)	1	1	1	1	1	1		
15	38506-GC7-611	SUSPENSION, STARTER RELAY (MITSUBA)	1	1	1	1	1	1		



Ref. No.	Part No.	Description	Reqd. QTY						Serial No.	Parts catalogue code
			GL1500C			GL1500CD				
			1	2	3	1	2	3		
16	50330-MZ0-A40	STAY, HORN	1	1	1	1	1	1		
17	80105-MW3-600	STAY, FUSE BOX	1	1	1	1	1	1		
18	90301-SAO-000	NUT, FLANGE CAP, 8MM	1	1	1	1	1	1		
19	90502-MM8-610	WASHER, PLAIN, 10MM	1	1	1	1	1	1		
20	90650-MA6-720	BAND, WIRE HARNESS	1	1	1	1	1	1		
21	93911-14620	SCREW, TAPPING, 4X25	2	2	2	2	2	2		
22	98200-40500	FUSE, MINI BLADE (5A)	2	2	2	2	2	2		
23	98200-41000	FUSE, MINI (10A)	6	6	6	6	6	6		



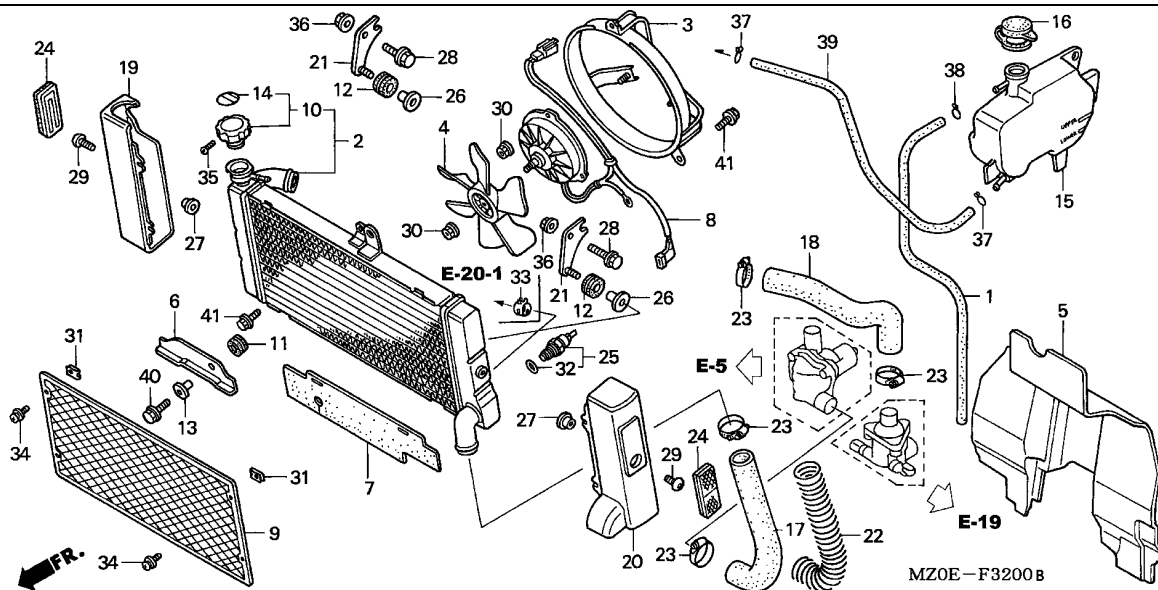


MZ04-F3100

Service item F.R.T.
 CAP ASSY. 1, HIGH TENSION 0.4
 (ADD 0.1 FOR EACH.)
 (WHEN SERVICING COMP., UNIT,
 F.R.T. IS 0.7)
 .COIL COMP., IGNITION
 (ADD 0.1 FOR EACH.)
 (FR. SIDE 0.3)

3

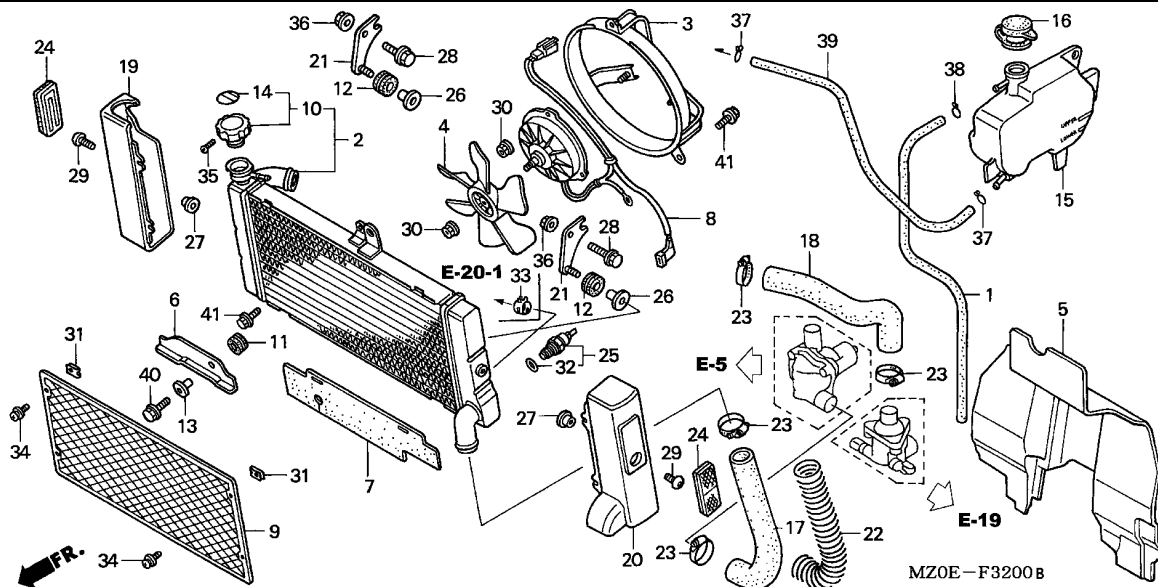
Ref. No.	Part No.	Description	Reqd. QTY						Serial No.	Parts catalogue code
			GL1500C			GL1500CD				
			1	2	3	1	2	3		
1	17879-758-000	COLLAR, THROTTLE LEVER	2	2	2	2	2	2		
2	17937-881-000	COLLAR, PIVOT	4	4	4	4	4	4		
3	30510-KT7-023	COIL COMP., IGNITION	3	3	3	3	3	3		
4	30520-ML7-000	SPACER, IGNITION COIL	6	6	6	6	6	6		
5	30751-MZ0-003	CAP ASSY. HIGH TENSION 1, ...	1	1	1	1	1	1		
6	30752-MZ0-003	CAP ASSY. HIGH TENSION 2, ...	1	1	1	1	1	1		
7	30753-MZ0-003	CAP ASSY. HIGH TENSION 3, ...	1	1	1	1	1	1		
8	30754-MZ0-003	CAP ASSY. HIGH TENSION 4, ...	1	1	1	1	1	1		
9	30755-MZ0-003	CAP ASSY. HIGH TENSION 5, ...	1	1	1	1	1	1		
10	30756-MZ0-003	CAP ASSY. HIGH TENSION 6, ...	1	1	1	1	1	1		
11	32982-MT2-000	CLAMP B, HIGH TENSION CORD ..	3	3	3	3	3	3		
12	50354-MZ0-000	STAY A, IGNITION COIL	1	1	1	1	1	1		
13	50355-MZ0-000	STAY B, IGNITION COIL	1	1	1	1	1	1		
14	92101-06020-4J	BOLT, HEX., 6X20	2	2	2	2	2	2		
15	92101-06045-4J	BOLT, HEX., 6X45	4	4	4	4	4	4		
16	96001-06020-00	BOLT, FLANGE, 6X20	2	2	2	2	2	2		
17	96001-06028-07	BOLT, FLANGE, 6X28	2	2	2	2	2	2		



Service item	F.R.T.
GRILLE, RADIATOR	0.1
COVER, L. RADIATOR	0.2
(ADD 0.1 FOR EACH.)	
.COVER, R. RADIATOR	
.TANK, RADIATOR RESERVE	
TUBE, 5X650	0.4
HOSE, RADIATOR LOWER	0.5
.SWITCH ASSY., THERMO	
FAN COMP., COOLING	0.7
.SHROUD COMP.	
HOSE, RADIATOR UPPER	0.8
.MOTOR ASSY., FAN	
RADIATOR COMP.	0.9
PLATE, AIR GUIDE	2.1

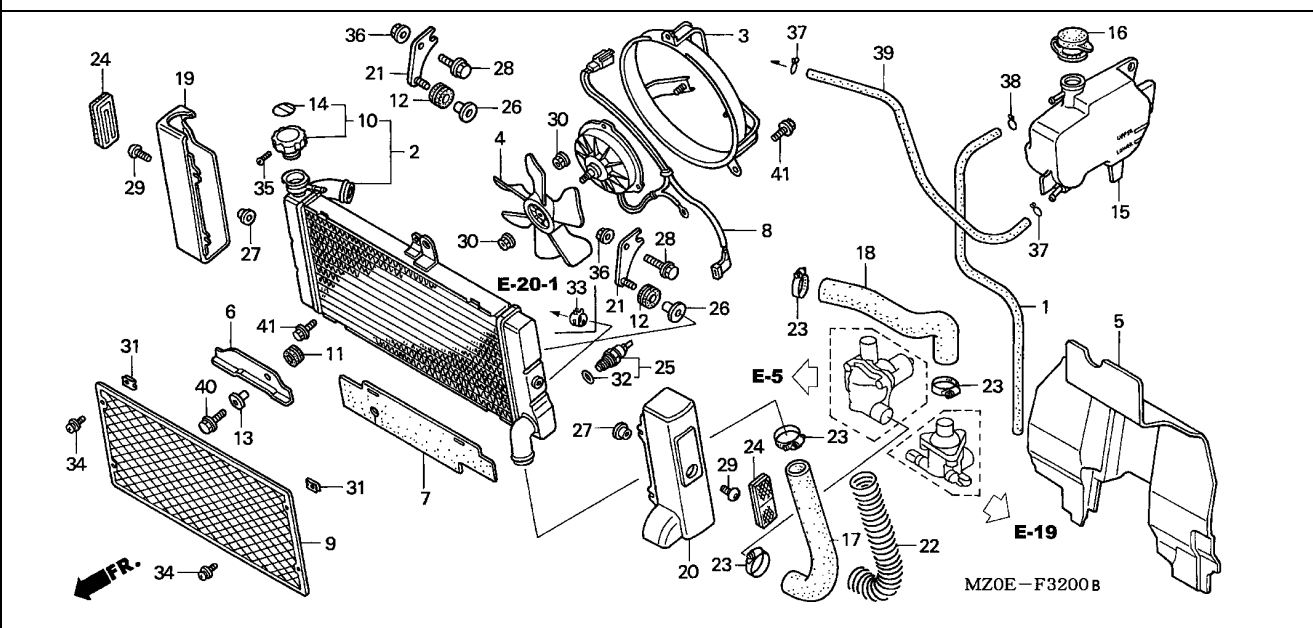
Ref. No.	Part No.	Description	Reqd. QTY						Serial No.	Parts catalogue code
			GL1500C			GL1500CD				
			1	2	3	1	2	3		
1	17309-MZ0-000	TUBE, RADIATOR	1	1	1	1	1	1		
2	19010-MZ0-601	RADIATOR COMP.	1	1	1	-	-	-	----- E	
	19010-MZ0-711	1	1	1	-	-	-	----- AR,ED,F,G,SW,U	
	19010-MZ0-003	1	1	1	-	-	-	----- CM	
			-	-	-	1	1	1		
3	19015-MZ0-003	SHROUD COMP.	1	1	1	1	1	1		
4	19020-MM5-003	FAN COMP., COOLING (TEC)	1	1	1	1	1	1		
5	19020-MZ0-600	PLATE, AIR GUIDE	1	1	-	-	-	-	----- E	
	19020-MZ0-000	1	1	-	-	-	-	----- AR,CM,ED,F,G,SW,U	
			-	-	1	1	1	1		
6	19021-MZ0-000	PLATE, AIR GUIDE UPPER	1	1	1	1	1	1		
7	19022-MZ0-000	RUBBER, HEAT GUARD	1	1	1	1	1	1		
8	19030-MZ0-003	MOTOR ASSY., FAN	1	1	1	1	1	1		
9	19032-MZ0-000	GRILLE, RADIATOR	1	1	1	1	1	1		
10	19045-MY3-621	CAP COMP., RADIATOR	1	1	1	-	-	-	----- AR,E,ED,F,G,SW,U	
	19045-MY3-671	1	1	1	-	-	-	----- CM	
			-	-	-	1	1	1		
11	19051-KA3-830	RUBBER, RADIATOR MOUNTING ...	1	1	1	1	1	1		
12	19051-KA4-700	RUBBER, RADIATOR MOUNTING ...	2	2	2	2	2	2		
13	19052-MN8-000	COLLAR, RADIATOR MOUNTING ...	1	1	1	1	1	1		
14	19055-MV9-881	SEAL, RADIATOR CAP								
	(ENGLISH/FRENCH/JAPANESE)		1	1	1	1	1	1		
	19055-MV9-921	SEAL, RADIATOR CAP (ENGLISH)	1	1	1	-	-	-	----- CM	
			-	-	-	1	1	1		
15	19101-MZ0-000	TANK, RADIATOR RESERVE	1	1	1	1	1	1		
16	19104-MB0-700	CAP, RESERVE TANK	1	1	1	1	1	1		





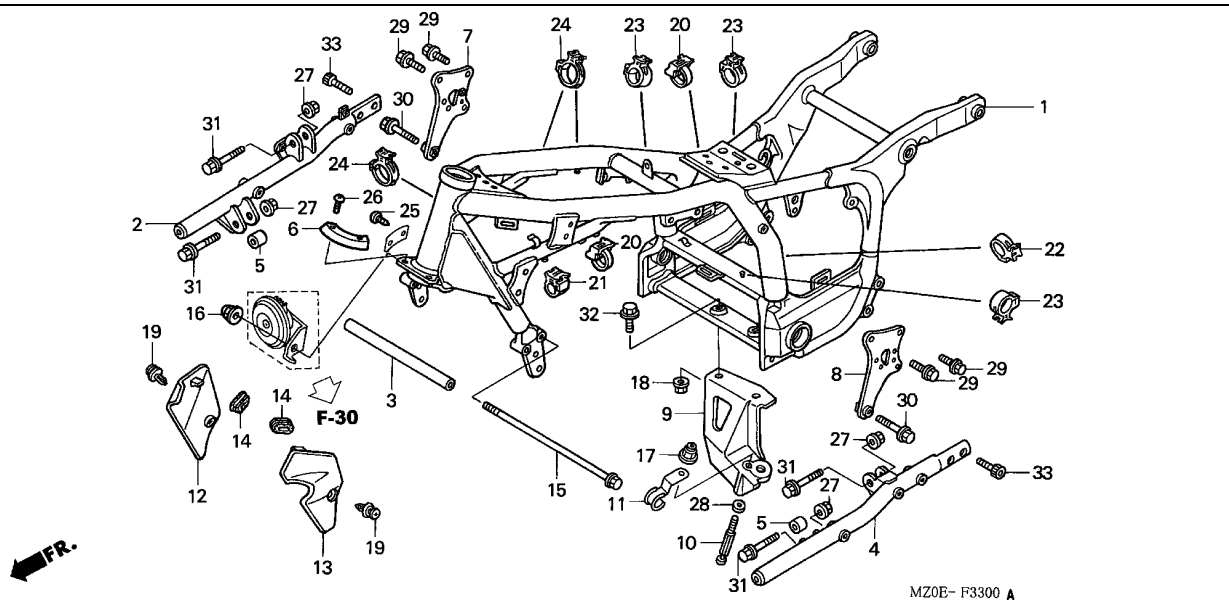
3

Ref. No.	Part No.	Description	Reqd. QTY						Serial No.	Parts catalogue code
			GL1500C			GL1500CD				
			1	2	3	1	2	3		
17	19115-MZ0-000	HOSE, RADIATOR LOWER	1	1	1	1	1	1		
18	19116-MZ0-000	HOSE, RADIATOR UPPER	1	1	1	1	1	1		
19	19118-MZ0-000	COVER, R. RADIATOR	1	1	1	1	1	1		
20	19119-MZ0-600	COVER, L. RADIATOR	1	1	-	-	-	-	E	
	19119-MZ0-000	1	1	-	-	-	-	AR,CM,ED,F,G,SW,U	
			-	-	1	1	1	1		
21	19120-MZ0-000	STAY, RADIATOR	2	2	2	2	2	2		
22	19123-MBY-000	PROTECTOR, RADIATOR HOSE	1	1	1	1	1	1		
23	19509-MM5-003	CLAMPER, RADIATOR HOSE	4	4	4	4	4	4		
24	33740-KR3-013	DUMMY, FR. REFLEX REFLECTOR ..	2	2	2	-	-	-	AR,E,ED,F,G,SW,U	
	33740-KR3-671	REFLECTOR, FR. REFLEX	2	2	2	-	-	-	CM	
			-	-	-	2	2	2		
25	37760-MT2-003	SWITCH ASSY., THERMO	1	1	1	1	1	1		
26	40521-437-000	COLLAR, CHAIN CASE TAIL	2	2	2	2	2	2		
27	84705-KE6-890	COLLAR, TAILLIGHT	2	2	2	2	2	2		
28	90102-MZ0-000	BOLT, FLANGE, 10X50	2	2	2	2	2	2		
29	90105-MM4-000	SCREW, PAN, 6X10	2	2	2	2	2	2		
30	90315-MK3-003	NUT, SERRATE, 5MM	4	4	4	4	4	4		
31	90344-MF9-000	NUT, CLIP, 4MM	4	4	4	4	4	4		
32	91307-611-000	O-RING, 13.5X1.4	1	1	1	1	1	1		
33	91406-SL4-931	CLAMP, FUEL HOSE (D10.5)	1	1	-	-	-	-	E	
34	93891-04010-07	SCREW-WASHER, 4X10	4	4	4	4	4	4		
35	93901-22180	SCREW, TAPPING, 3X8	1	1	1	1	1	1		
36	94050-10070	NUT, FLANGE, 10MM	2	2	2	2	2	2		
37	95002-02100	CLIP, TUBE (B10)	2	2	2	2	2	2		



Ref. No.	Part No.	Description	Reqd. QTY						Serial No.	Parts catalogue code
			GL1500C			GL1500CD				
			1	2	3	1	2	3		
38	95002-50000	CLIP, TUBE (C9)	1	1	1	1	1	1		
39	95005-50650-30	TUBE, 5X650(95005-50001-30M)	1	1	1	1	1	1		
40	95701-06022-07	BOLT, FLANGE, 6X22	1	1	1	1	1	1		
41	96001-06010-00	BOLT, FLANGE, 6X10	3	3	3	3	3	3		



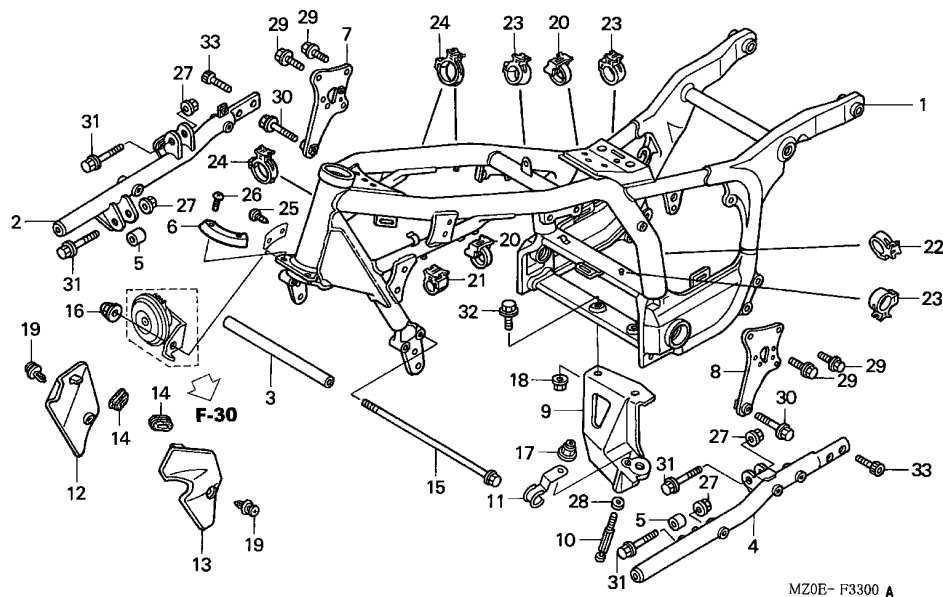


Service item	F.R.T.
COVER, L. FR. SIDE	0.2
(ADD 0.1 FOR EACH.)	
.COVER, R. FR. SIDE	
BRACKET, SIDE STAND	0.4
SUB FRAME COMP., R.	0.6
SUB FRAME COMP., L.	0.7
BODY COMP., FRAME	*10.8

MZ0E- F3300 A

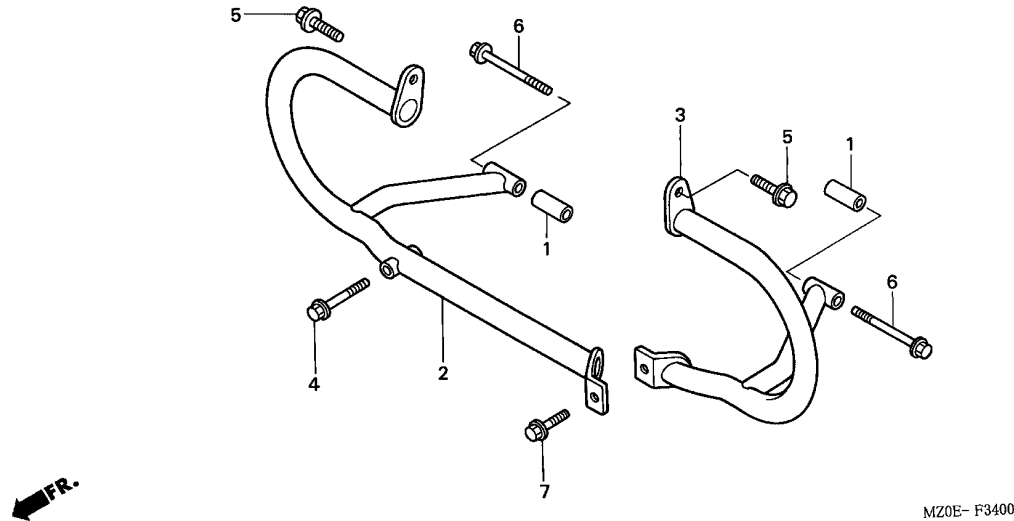
3

Ref. No.	Part No.	Description	Reqd. QTY						Serial No.	Parts catalogue code
			GL1500C			GL1500CD				
			1	2	3	1	2	3		
1	50100-MZ0-610	BODY COMP., FRAME	1	1	1	-	-	-	-----	AR,E,ED,F,G,SW,U
	50100-MZ0-000	1	1	1	-	-	-	-----	CM
2	50174-MZ0-000	SUB FRAME COMP., R.	-	-	-	1	1	1		
3	50181-MZ0-000	PIPE, FR. CROSS	1	1	1	1	1	1		
4	50184-MZ0-000	SUB FRAME COMP., L.	1	1	1	1	1	1		
5	50200-MZ0-000	BUSH, ENGINE HANGER	2	2	2	2	2	2		
6	50341-MZ0-000	COVER, HANDLE STOPPER	1	1	1	1	1	1		
7	50351-MZ0-000	BRACKET, R. ENGINE HANGER	1	1	1	1	1	1		
8	50352-MZ0-000	BRACKET, L. ENGINE HANGER	1	1	1	1	1	1		
9	50535-MZ0-000	BRACKET, SIDE STAND	1	1	1	1	1	1		
10	50536-MZ0-000	HOOK, SPRING	1	-	-	1	-	-		
	50536-MZ0-010	-	1	1	-	1	1		
11	50537-MZ0-000	CLIP, BREATHER TUBE	1	1	1	1	1	1		
12	63500-MZ0-000	COVER, R. FR. SIDE	1	1	1	1	1	1		
13	63501-MZ0-000	COVER, L. FR. SIDE	1	1	1	1	1	1		
14	83601-MB0-000	GROMMET A, SIDE COVER	2	2	2	2	2	2		
15	90101-MZ0-000	BOLT, FLANGE, 10X367	1	1	1	1	1	1		
16	90202-MR1-000	NUT, FLANGE CAP, 10MM	1	1	1	1	1	1		
17	90301-MG3-000	NUT, U, 6MM	1	1	1	1	1	1		
18	90306-KF0-003	NUT, FLANGE, 12MM	2	2	2	2	2	2		
19	90683-GR1-003	CLIP, BODY COVER	2	2	2	2	2	2		
20	90690-GHB-611	CLIP, HARNESS BAND, 25MM	2	2	2	2	2	2		
21	90690-GHB-641	CLIP, CABLE, 10MM	1	1	1	1	1	1		
22	90690-GHB-651	CLIP, CABLE, 15MM	1	1	1	1	1	1		



Ref. No.	Part No.	Description	Reqd. QTY						Serial No.	Parts catalogue code
			GL1500C			GL1500CD				
			1	2	3	1	2	3		
23	90690-GHB-671	CLIP, CABLE, 25MM	3	3	3	3	3	3		
24	90690-GHB-681	CLIP, CABLE, 30MM	3	3	3	3	3	3		
25	90841-001-000	SCREW, RIVET, 1.8X5	2	2	2	-	-	-	-----	AR,E,ED,F,G,SW,U
26	93500-04006-0G	SCREW, PAN, 4X6	2	2	2	2	2	2		
27	94050-10070	NUT, FLANGE, 10MM	4	4	4	4	4	4		
28	94101-06700	WASHER, PLAIN, 6MM	1	-	-	1	-	-		
	90455-MZO-B30	WASHER, 6.5MM	-	1	1	-	1	1		
29	95701-08020-07	BOLT, FLANGE, 8X20	4	4	4	4	4	4		
30	95801-10050-00	BOLT, FLANGE, 10X50	2	2	2	2	2	2		
31	95801-10050-07	BOLT, FLANGE, 10X50	4	4	4	4	4	4		
32	95801-12050-00	BOLT, FLANGE, 12X50	2	2	2	2	2	2		
33	96600-10020-07	BOLT, SOCKET, 10X20	4	4	4	4	4	4		

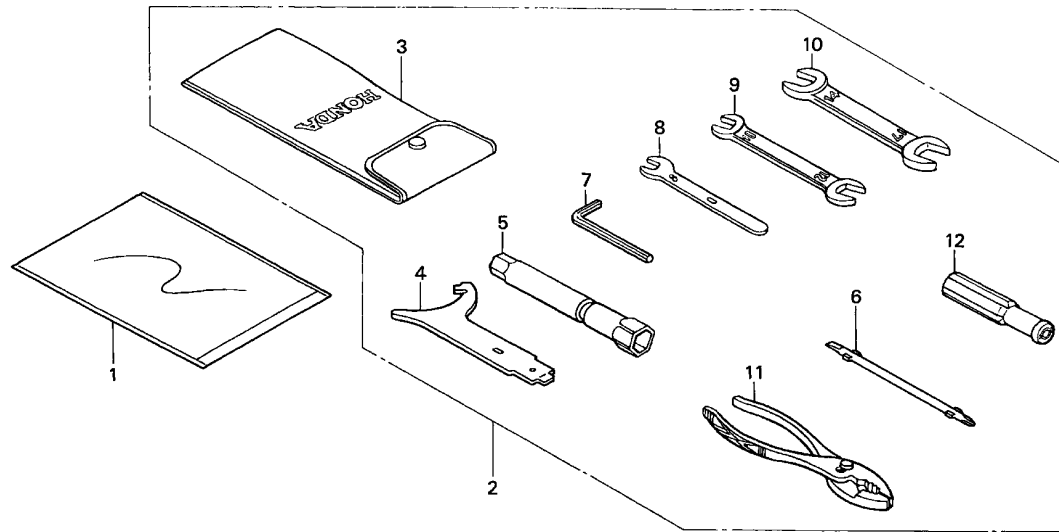




Service item	F.R.T.
GUARD, L. ENGINE	0.1
.GUARD, R. ENGINE	

3

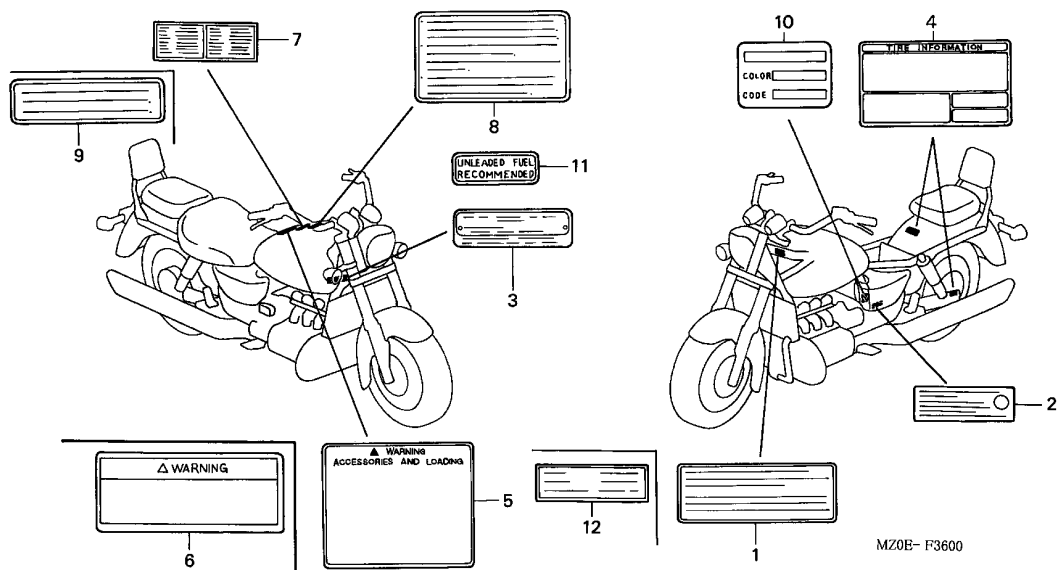
Ref. No.	Part No.	Description	Reqd. QTY						Serial No.	Parts catalogue code
			GL1500C			GL1500CD				
			1	2	3	1	2	3		
1	50311-GJ1-000	COLLAR, ENGINE MOUNTING	2	2	2	2	2	2		
2	62501-MZ0-000	GUARD, R. ENGINE	1	1	1	1	1	1		
3	62503-MZ0-000	GUARD, L. ENGINE	1	1	1	1	1	1		
4	90064-KK3-830	BOLT, SPECIAL FLANGE, 8X56 ..	1	1	1	1	1	1		
5	90106-MB2-000	BOLT, FLANGE, 8X16	2	2	2	2	2	2		
6	90127-126-900	BOLT, SPECIAL FLANGE, 8X90 ..	2	2	2	2	2	2		
7	90183-438-000	BOLT, SPECIAL FLANGE, 8X26 ..	1	1	1	1	1	1		



MZ0E-F3500

Service item F.R.T.
NOT INFORMATION

Ref. No.	Part No.	Description	Reqd. QTY						Serial No.	Parts catalogue code
			GL1500C			GL1500CD				
			1	2	3	1	2	3		
1	77251-MAH-A40	BAG, SERVICE BOOK	1	1	1	1	1	1		
2	89010-MBY-000	TOOL SET	1	1	1	1	1	1		
3	89101-MC7-000	BAG, TOOL	1	1	1	1	1	1		
4	89202-MT3-000	SPANNER, PIN	1	1	1	1	1	1		
5	89216-MR1-000	WRENCH, PLUG	1	1	1	1	1	1		
6	89217-MAT-000	DRIVER, SCREW (NO.2 + -)	1	1	1	1	1	1		
7	89221-429-000	WRENCH, HEX., 5MM	1	1	1	1	1	1		
8	99001-08000	SPANNER, 8	1	1	1	1	1	1		
9	99001-10120	SPANNER, 10X12	1	1	1	1	1	1		
10	99001-14170	SPANNER, 14X17	1	1	1	1	1	1		
11	99002-13500	PLIERS, 135	1	1	1	1	1	1		
	89210-GBJ-J00	PLIERS, 135(RIKEN)	1	1	1	1	1	1		
	89210-GBJ-J10	PLIERS, 135(KOWA)	1	1	1	1	1	1		
12	99003-50000	GRIP, SCREW DRIVER	1	1	1	1	1	1		

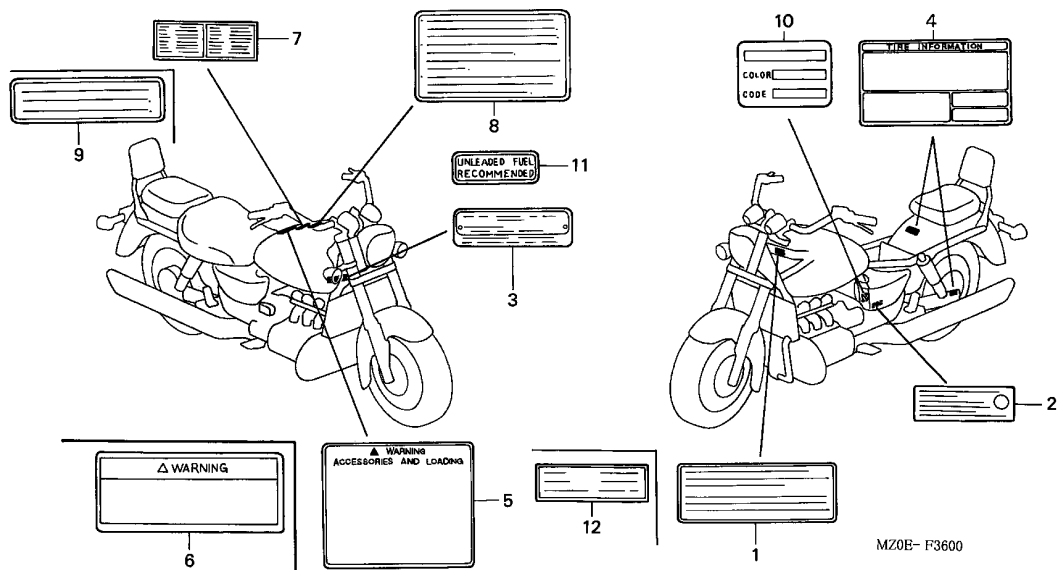


Service item F.R.T.

NOT INFORMATION

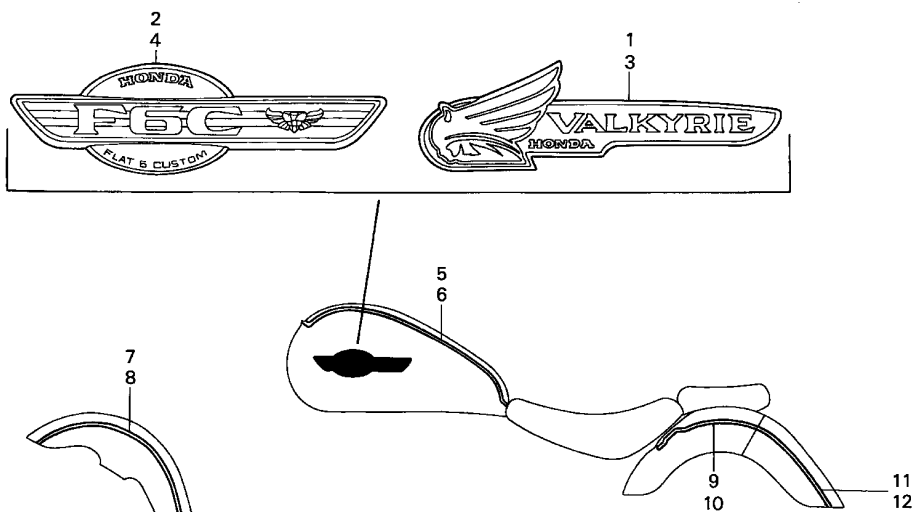
3

Ref. No.	Part No.	Description	Reqd. QTY						Serial No.	Parts catalogue code
			GL1500C			GL1500CD				
			1	2	3	1	2	3		
1	30590-GBF-851	LABEL, IGNITION NOISE	1	1	1	-	-	-	-----	CM
2	87139-463-670	LABEL, HIGH ALTITUDE	(1)	(1)	(1)	-	-	-	-----	CM
3	87501-MAH-415	PLATE, REGISTERED NUMBER	1	1	-	-	-	-	-----	AR,E,ED,F,G,SW
4	87505-MZ0-600	LABEL, TIRE	1	1	-	-	-	-	-----	AR,E,ED,G,SW,U
	87505-MZ0-620	LABEL, TIRE (FRENCH)	1	1	-	-	-	-	-----	F
	87505-MZ0-670	LABEL, TIRE	1	1	-	-	-	-	-----	CM
	87505-MZ0-740	LABEL, TIRE (FRENCH)	1	1	-	-	-	-	-----	CM
	87505-MZ0-B50	LABEL, TIRE	-	-	1	-	-	-	-----	CM
	87505-MZ0-K20	-	-	1	-	-	-	-----	CM
	87505-MZ0-V00	-	-	1	-	-	-	-----	U
5	87512-MZ0-601	LABEL, ACCESSORIES & LOADING	1	1	1	-	-	-	-----	AR,E,ED,G,SW,U
	87512-MZ0-621	1	1	-	-	-	-	-----	F
6	87512-MZ3-670	LABEL, LOADING	1	1	1	-	-	-	-----	CM
	87512-MZ5-730	LABEL, LOADING (FRENCH)	1	1	1	-	-	-	-----	CM
7	87560-MAB-620	LABEL, FRENCH TRANSLATION ...	1	1	-	-	-	-	-----	F
8	87560-MZ0-610	LABEL, DRIVE (ENGLISH/FRENCH/GERMANY)	1	-	-	-	-	-	-----	AR,E,ED,F,G,SW
	87560-MZ0-611	-	1	-	-	-	-	-----	AR,E,ED,F,G,SW
9	87560-MZ0-670	LABEL, DRIVE	1	1	-	-	-	-	-----	CM,U
			-	-	1	1	1	1		



Ref. No.	Part No.	Description	Reqd. QTY						Serial No.	Parts catalogue code	
			GL1500C			GL1500CD					
			1	2	3	1	2	3			
(9)	87560-MZ0-740	LABEL, DRIVE (FRENCH)	1	-	-	-	-	-	-----	CM	
	87560-MZ0-741	-	1	1	-	-	-	-----	CM	
10	87565-MZ0-B00ZA	LABEL, COLOR *TYPE1*(NH1) ...	1	-	-	-	-	1	1	-----	AR,CM,E,ED,F,G,SW
	87565-MZ0-B00ZB	LABEL, COLOR *TYPE2*(NH1E) ..	1	-	-	-	-	-	-	-----	CM
	87565-MZ0-B00ZC	LABEL, COLOR *TYPE3*(PB255X)	1	-	-	-	-	-	-	-----	CM,U
	87565-MZ0-B30ZA	LABEL, COLOR *TYPE1*(NH1) ...	-	1	-	-	-	-	-	-----	AR,CM,E,ED,F,G,SW
	87565-MZ0-B30ZB	LABEL, COLOR *TYPE3*(PB255X)	-	-	-	-	1	-	-	-----	U
	87565-MZ0-B30ZC	LABEL, COLOR *TYPE4*(NH1K) ..	-	1	-	-	-	-	-	-----	U
	87565-MZ0-B50ZA	LABEL, COLOR *TYPE1*(NH1) ...	-	-	1	-	-	1	-	-----	U
11	87586-MB6-870ZF	LABEL, FUEL *TYPEG*	1	1	1	-	-	-	-	-----	U
	87586-MR6-670ZA	1	1	-	-	-	-	-	-----	E
12	87591-MZ0-R00	LABEL, CARBURETOR TAMPER PROOF	1	1	-	-	-	-	-	-----	AR





MZ0E-F3700A

Service item F.R.T.
NOT INFORMATION

3

Ref. No.	Part No.	Description	Reqd. QTY						Serial No.	Parts catalogue code
			GL1500C			GL1500CD				
			1	2	3	1	2	3		
1	17531-MZ0-A80	EMBLEM, R. FUEL TANK	1	1	-	-	-	-	-----	CM,U
2	17531-MZ0-610ZA	EMBLEM, R. FUEL TANK *TYPE1*	1	1	-	-	-	-	-----	AR,E,ED,F,G,SW
3	17532-MZ0-A80	EMBLEM, L. FUEL TANK	1	1	-	-	-	-	-----	CM,U
4	17532-MZ0-610ZA	EMBLEM, L. FUEL TANK *TYPE1*	1	1	-	-	-	-	-----	AR,E,ED,F,G,SW
5	17535-MZ0-B00ZA	STRIPE, R. FUEL TANK *TYPE1*	1	-	-	-	-	-	-----	CM,U
	17535-MZ0-B00ZB	STRIPE, R. FUEL TANK *TYPE2*	1	-	-	1	-	-	-----	CM,U
	17535-MZ0-B30ZA	STRIPE, R. FUEL TANK *TYPE4*	-	1	-	-	-	-	-----	U
6	17536-MZ0-B00ZA	STRIPE, L. FUEL TANK *TYPE1*	1	-	-	-	-	-	-----	CM,U
	17536-MZ0-B00ZB	STRIPE, L. FUEL TANK *TYPE2*	1	-	-	1	-	-	-----	CM,U
	17536-MZ0-B30ZA	STRIPE, L. FUEL TANK *TYPE4*	-	1	-	-	-	-	-----	U
7	61111-MZ0-B00ZA	STRIPE, R. FR. FENDER *TYPE1*	1	-	-	-	-	-	-----	CM,U
	61111-MZ0-B00ZB	STRIPE, R. FR. FENDER *TYPE2*	1	-	-	1	-	-	-----	CM,U
	61111-MZ0-B30ZA	STRIPE, R. FR. FENDER *TYPE4*	-	1	-	-	-	-	-----	U
8	61112-MZ0-B00ZA	STRIPE, L. FR. FENDER *TYPE1*	1	-	-	-	-	-	-----	CM,U
	61112-MZ0-B00ZB	STRIPE, L. FR. FENDER *TYPE2*	1	-	-	1	-	-	-----	CM,U

Ref. No.	Part No.	Description	Reqd. QTY						Serial No.	Parts catalogue code
			GL1500C			GL1500CD				
			1	2	3	1	2	3		
(8)	61112-MZO-B30ZA	STRIPE, L. FR. FENDER *TYPE4*	-	1	-	-	-	-	-	----- U
9	80111-MZO-B00ZA	STRIPE, R. RR. FENDER A	-	-	-	-	1	-	-	-----
		TYPE1	1	-	-	-	-	-	-	----- CM,U
	80111-MZO-B00ZB	STRIPE, R. RR. FENDER A	-	-	-	1	-	-	-	-----
		TYPE2	1	-	-	-	-	-	-	----- CM,U
	80111-MZO-B30ZA	STRIPE, R. RR. FENDER A	-	-	-	1	1	-	-	-----
		TYPE4	-	1	-	-	-	-	-	----- U
10	80112-MZO-B00ZA	STRIPE, L. RR. FENDER A	-	-	-	-	1	-	-	-----
		TYPE1	1	-	-	-	-	-	-	----- CM,U
	80112-MZO-B00ZB	STRIPE, L. RR. FENDER A	-	-	-	1	-	-	-	-----
		TYPE2	1	-	-	-	-	-	-	----- CM,U
	80112-MZO-B30ZA	STRIPE, L. RR. FENDER A	-	-	-	1	1	-	-	-----
		TYPE4	-	1	-	-	-	-	-	----- U
11	80113-MZO-B00ZA	STRIPE, R. RR. FENDER B	-	-	-	-	1	-	-	-----
		TYPE1	1	-	-	-	-	-	-	----- CM,U
	80113-MZO-B00ZB	STRIPE, R. RR. FENDER B	-	-	-	-	1	-	-	-----
		TYPE2	1	-	-	-	-	-	-	----- CM,U
	80113-MZO-B30ZA	STRIPE, R. RR. FENDER B	-	-	-	-	1	1	-	-----
		TYPE4	-	1	-	-	-	-	-	----- U
12	80114-MZO-B00ZA	STRIPE, L. RR. FENDER B	-	-	-	-	1	-	-	-----
		TYPE1	1	-	-	-	-	-	-	----- CM,U
	80114-MZO-B00ZB	STRIPE, L. RR. FENDER B	-	-	-	-	1	-	-	-----
		TYPE2	1	-	-	-	-	-	-	----- CM,U
	80114-MZO-B30ZA	STRIPE, L. RR. FENDER B	-	-	-	-	1	1	-	-----
		TYPE4	-	1	-	-	-	-	-	----- U



PART NO. INDEX



Part Number	Address	Page	Ref.	Part Number	Address	Page	Ref.	Part Number	Address	Page	Ref.	Part Number	Address	Page	Ref.
04000				13000				13623-MN5-000	D1	30	10	16016-MZ2-E00	E16	61	6
04911-MZ0-710	E4	49	1	13011-MN5-306	E6	51	1	14000				16024-MZ0-000	E15	60	2
06000				13011-MZ0-305	E6	51	2	14110-MZ0-610	D6	35	2	16024-MZ0-670	E13	58	1
06111-MZ0-E10	F3	64	1	13021-MN5-306	E6	51	1	14110-MZ0-670	D6	35	2	16027-MZ0-000	E15	60	3
06112-MZ0-E10	F4	65	1	13021-MZ0-305	E6	51	2	14120-MZ0-610	D6	35	3	16027-MZ0-670	E13	58	2
06410-MBH-000	H8	89	1	13031-MN5-306	E6	51	1	14120-MZ0-670	D6	35	3	16028-MV4-000	E16	61	7
06431-MZ0-760	H2	83	1	13031-MZ0-305	E6	51	2	14210-MN5-000	D1	30	11	16029-MZ0-000	E16	61	8
	H7	88	1	13041-MN5-306	E6	51	1	14210-MZ0-670	D6	35	3	16029-MZ0-600	E16	61	9
06435-MZ0-760	H7	88	2	13041-MZ0-305	E6	51	2	14510-MG9-008	D1	30	13	16035-MZ0-000	E13	58	3
06455-MZ0-760	H2	83	2	13051-MN5-306	E6	51	1	14401-MN5-004	D1	30	12	16037-KAZ-000	E16	61	10
06910-MZ0-000	H10	91	1	13051-MZ0-305	E6	51	2	14510-MG9-008	D1	30	13	16040-MZ1-790	E13	58	4
				13101-MZ0-000	E6	51	3	14516-MN5-000	D1	30	14		E15	60	4
				13102-MZ0-000	E6	51	4	14611-MZ0-000	D6	35	4	16046-KBH-000	E16	61	11
				13103-MZ0-305	E6	51	3	14630-MN5-010	D6	35	5	16050-MZ0-000	E16	61	12
				13104-MZ0-305	E6	51	3	14640-MZ0-000	D6	35	6	16051-MV4-000	E16	61	13
				13105-MZ0-305	E6	51	3	14711-MZ3-000	D6	35	7	16051-MZ0-000	E13	58	5
				13106-MZ0-305	E6	51	3	14721-MZ3-000	D6	35	8	16052-KG4-003	E16	61	14
11125-MN5-010	E4	49	2	13107-MZ0-305	E6	51	4	14761-MZ0-000	D6	35	9	16053-MA6-003	E13	58	6
11341-MN5-020	D9	38	1	13108-MZ0-305	E6	51	4	14771-MN5-000	D6	35	10	16053-MZ0-000	E13	58	7
11345-MB0-000	I1	98	1	13109-MZ0-305	E6	51	4	14775-MN5-000	D6	35	11	16060-MZ0-610	E13	58	8
11351-MN5-651	F4	65	1	13110-MZ0-305	E6	51	4	14781-HA0-770	D6	35	12	16065-MZ0-000	E15	60	5
11351-MZ0-760	D9	38	2	13111-122-000	D15	44	1	14781-MB4-000	D6	35	12	16075-GHB-640	E16	61	15
11352-MZ0-000	D9	38	3	13111-MZ0-000	E6	51	5					16075-GHB-B70	D4	33	4
11354-MZ0-000	D9	38	4	13201-MT2-000	E7	52	6	15000				16080-MY5-600	E15	60	6
11360-MZ0-000	D8	37	1	13202-MT2-000	E7	52	6	15110-MN5-030	E2	47	1	16081-KAZ-000	E13	58	9
11391-MN5-650	F4	65	1	13203-MT2-000	E7	52	6	15111-MN5-020	E2	47	2	16083-MZ0-A00	E13	58	10
11391-MZ0-760	D8	37	2	13204-MT2-000	E7	52	6	15112-MJ0-000	E2	47	3	16085-MV4-000	E13	58	11
11511-MZ0-000	D1	30	1	13205-MT2-000	E7	52	6	15124-MJ0-000	E2	47	3	16100-MZ0-A00	E13	58	12
11515-MZ0-000	D1	30	2	13213-MS2-610	E7	52	7	15125-MJ0-000	E2	47	4	16100-MZ0-E10	E13	58	12
	F3	64	1	13214-MN5-003	E7	52	8	15134-MN5-000	E2	47	5	16100-MZ0-R00	E13	58	12
11531-MZ0-000	D1	30	3	13215-ML7-000	E7	52	9	15135-MN5-003	E2	47	6	16100-MZ0-S00	E13	58	12
11540-MZ0-000	D1	30	4	13215-MN5-003	E7	52	8	15142-371-000	E2	47	7	16101-MZ0-A00	E13	58	13
11542-MN5-300	D1	30	5	13216-MN5-003	E7	52	8	15150-MG7-000	E2	47	8	16101-MZ0-E10	E13	58	13
11550-MZ0-000	D1	30	6	13217-MN5-003	E7	52	8	15160-PA5-003	E2	47	9	16101-MZ0-R00	E13	58	13
11552-MN5-300	D1	30	7	13218-MN5-003	E7	52	8	15171-MN5-000	E2	47	10	16101-MZ0-S00	E13	58	13
				13310-MN5-010	E7	52	10	15231-MN5-010	E2	47	11	16102-MZ0-A00	E13	58	14
				13312-MN5-003	E7	52	11	15232-MN5-000	E2	47	12	16102-MZ0-E10	E13	58	14
12200-MZ0-A00	D4	33	1	13314-MZ0-003	E7	52	12	15240-MAM-000	E2	47	13	16102-MZ0-R00	E13	58	14
12204-MN5-305	D4	33	2	13315-MZ0-003	E7	52	12	15243-MN5-010	E2	47	14	16102-MZ0-S00	E13	58	14
12206-ML8-300	E4	49	3	13316-MZ0-003	E7	52	12	15244-MN5-000	E2	47	15	16103-MZ0-A00	E14	59	15
12207-611-300	E4	49	4	13317-MZ0-003	E7	52	12	15245-MN5-000	E2	47	16	16103-MZ0-E10	E14	59	15
	F4	65	1	13318-MZ0-003	E7	52	12	15247-MN5-000	E2	47	17	16103-MZ0-R00	E14	59	15
12209-422-005	D6	35	1	13318-MZ0-003	E7	52	12	15311-MN5-000	D8	37	3	16103-MZ0-S00	E14	59	15
	F3	64	1	13321-MZ0-000	D15	44	2	15410-MM9-013	D8	37	4	16104-MZ0-A00	E14	59	16
12251-MN5-013	F3	64	1	13430-MZ0-000	D15	44	3	15611-MB0-000	D14	43	1	16104-MZ0-E10	E14	59	16
12251-MN5-305	D4	33	3	13434-MZ0-305	D15	44	4	15650-MZ0-A00	E4	49	5	16104-MZ0-R00	E14	59	16
12251-MZ0-760	D4	33	3	13435-MZ0-300	D15	44	5	15707-634-000	H13	94	1	16104-MZ0-S00	E14	59	16
12311-MZ0-000	D3	32	1	13436-MN5-004	D15	44	6	15772-292-010	E15	60	1	16105-MZ0-A00	E14	59	17
12314-MAF-000	D3	32	2	13438-MN5-310	D15	44	7					16105-MZ0-E10	E14	59	17
	F3	64	1	13439-MZ0-300	D15	44	8	16000				16105-MZ0-R00	E14	59	17
12317-MN5-000	D3	32	3	13452-MN5-310	D15	44	9	16010-MW0-750	E16	61	1	16105-MZ0-S00	E14	59	17
12318-MN5-000	D3	32	4	13456-MN5-320	D15	44	10	16010-MZ0-000	E16	61	2	16106-MZ0-A00	E14	59	18
	F3	64	1	13459-MT8-000	D15	44	11	16012-MZ0-600	E16	61	3	16106-MZ0-E10	E14	59	18
12361-035-000	H10	91	2	13531-MT8-000	D11	40	1	16012-MZ0-680	E16	61	3	16106-MZ0-R00	E14	59	18
12392-MJ0-000	D3	32	5	13534-MN5-020	D11	40	2	16012-MZ0-A00	E16	61	3	16106-MZ0-S00	E14	59	18
				13538-MT8-000	D15	44	12	16013-MV4-000	E16	61	4	16107-KAZ-000	E16	61	16
				13541-MN5-000	D11	40	3	16013-MV4-000	E16	61	4	16108-MW0-750	E16	61	17
				13621-MZ0-760	D1	30	8	16015-MZ0-000	E16	61	5	16110-MZ0-000	E16	61	18
				13622-MT8-000	D1	30	9	16016-MAS-670	E16	61	6	16111-MZ0-A00	E16	61	19
												17000			
												17110-MZ0-000	D4	33	9
												17113-MT2-000	D4	33	10
												17114-MZ0-600	D4	33	11
												17115-MZ0-000	D4	33	11
															12
												17130-MN5-020	F2	63	1
												17140-MN5-000	F2	63	2
												17142-MN5-000	F2	63	3
													F3	64	1
												17150-MN5-020	F2	63	4
												17155-MT2-000	F2	63	5
												17161-MAM-L40	F2	63	6
												17161-MZ0-000	F2	63	7
												17162-MZ0-000	F2	63	8
												17195-MN5-000	I2	99	1
												17210-MZ0-000	I2	99	2
												17213-MZ0-000	I2	99	3
												17216-HA7-670	I16	113	1
													J3	116	1



PART NO. INDEX

Part Number	Address	Page	Ref.	Part Number	Address	Page	Ref.	Part Number	Address	Page	Ref.	Part Number	Address	Page	Ref.
17221-MZO-000	I2	99	4	18317-MZO-003	I4	101	8	19422-MZO-000	E12	57	5	23461-MZO-000	E8	53	10
17221-MZO-710	I2	99	4	18317-MZO-710	I4	101	8	19423-MZO-000	E12	57	6	23461-MZO-610	E8	53	10
17231-MZO-000	I2	99	5	18318-MZO-003	I4	101	9	19503-MB1-870	D7	36	6	23471-MZO-000	E8	53	11
17253-MZO-000	I2	99	6	18318-MZO-710	I4	101	9	19509-MM5-003	J11	124	23	23471-MZO-610	E8	53	11
17309-MZO-000	J10	123	1	18336-MZO-003	I4	101	10	19515-MJ4-670	D7	36	7	23472-MT3-000	E8	53	12
17369-KB4-670	F2	63	9	18336-MZO-610	I4	101	10					23481-MZO-000	E8	53	13
	I2	99	7	18376-MZO-013	I4	101	11	21000				23482-MZO-000	E8	53	14
17370-419-700	I2	99	8	18376-MZO-710	I4	101	11					23483-MZO-000	E8	53	15
17503-MY1-300	H13	94	8	18377-MZO-013	I4	101	12	21110-MZO-000	D14	43	2	23484-MZO-000	E8	53	16
17516-MZO-000	I2	99	9	18377-MZO-710	I4	101	12	21112-MN5-650	F4	65	1	23485-MZO-000	E9	54	17
17520-MZO-B00ZA	H13	94	9	18400-MZO-A02	I5	102	13	21112-MZO-760	D14	43	3	23491-MZO-000	E9	54	18
17520-MZO-B00ZB	H13	94	9	18400-MZO-J02	I4	101	13	21116-MT8-000	D14	43	4	23492-MT8-000	E9	54	19
17520-MZO-B30ZC	H13	94	9	18532-634-670	I2	99	14	21117-MT8-000	D14	43	5	23501-MZO-000	E1	46	1
17520-MZO-B30ZA	H13	94	9	18610-MW5-000	F2	63	10	21122-MN5-000	D14	43	6	23501-MZO-610	E1	46	1
17520-MZO-B30ZB	H13	94	9	18650-MZO-671	F2	63	11	21333-MZO-A00	D11	40	6	23511-MN5-000	E1	46	2
17520-MZO-B30ZC	H13	94	9	18653-MZO-000	F2	63	12	21341-MZO-A40	H5	86	1	23521-MZO-000	E1	46	3
17520-MZO-B30ZD	H13	94	9	18654-MZO-000	F2	63	13	21342-MZO-000	H5	86	2	23521-MZO-610	E1	46	3
17531-MZO-610ZA	K3	132	2									23721-MN5-000	E1	46	4
17531-MZO-A80	K3	132	1	19000				22000				23732-MN5-000	E1	46	5
17532-MZO-610ZA	K3	132	4									23733-MN5-000	E1	46	6
17532-MZO-A80	K3	132	3	19010-MZO-003	J10	123	2	22100-MT8-010	D10	39	1	23741-MN5-000	E1	46	7
17535-MZO-B00ZA	K3	132	5	19010-MZO-601	J10	123	2	22120-MZO-000	D10	39	2	23742-MN5-000	E1	46	8
17535-MZO-B00ZB	K3	132	5	19010-MZO-711	J10	123	2	22201-MZO-000	D10	39	3	23751-MN5-000	D14	43	7
17535-MZO-B30ZA	K3	132	5	19015-MZO-003	J10	123	3	22202-MZO-000	D10	39	4				
17536-MZO-B00ZA	K3	132	6	19020-MM5-003	J10	123	4	22321-MN5-000	D10	39	5	24000			
17536-MZO-B00ZB	K3	132	6	19020-MZO-000	J10	123	5	22322-MZO-000	D10	39	6	24211-MZO-000	E10	55	1
17536-MZO-B30ZA	K3	132	6	19020-MZO-600	J10	123	5	22350-MN5-000	D10	39	7	24212-MN5-000	E10	55	2
17551-MN5-000	I2	99	10	19021-MZO-000	J10	123	6	22361-MN5-000	D10	39	8	24213-MN5-000	E10	55	3
17552-MZO-000	I2	99	11	19022-MZO-000	J10	123	7	22366-MN5-000	D10	39	9	24251-MZO-000	E10	55	4
17553-MZO-000	I2	99	12	19030-MZO-003	J10	123	8	22402-MN5-000	D10	39	10	24300-MZO-000	E10	55	5
17611-MZO-000	H13	94	10	19032-MZO-000	J10	123	9	22422-MN5-000	D10	39	11	24302-MN5-000	E10	55	6
17613-MM8-000	H13	94	11	19045-MY3-621	J10	123	10	22423-MN5-000	D10	39	12	24303-MN5-000	E10	55	7
17620-MW3-681	H13	94	12	19045-MY3-671	J10	123	10	22425-MN5-000	D10	39	13	24307-MN5-000	E10	55	8
17621-MZO-000	H14	95	13	19051-GE2-000	H14	95	17	22851-MN5-010	D10	39	14	24430-MN5-000	E10	55	9
17622-GB7-900	D11	40	4	19051-KA3-830	J10	123	11	22860-MZO-000	D9	38	5	24435-MZO-000	E10	55	10
17623-MZO-000	H14	95	14	19051-KA4-700	J10	123	12	22863-MJ8-003	D9	38	6	24437-MN5-000	E10	55	11
17701-MZO-000	H14	95	15	19052-MN8-000	J10	123	13	22864-MB0-003	D9	38	7	24443-MN5-000	E10	55	12
17724-102-700	I2	99	13	19055-MV9-881	J10	123	14	22865-MJ8-003	D9	38	8	24610-MN5-000	E10	55	13
17879-758-000	H14	95	16	19055-MV9-921	J10	123	14	22865-MZO-000	D9	38	9	24615-MN5-000	E10	55	14
	J9	122	1	19101-MZO-000	J10	123	15	22884-MB0-006	G11	76	1	24620-MN5-000	E10	55	15
17910-MZO-000	G7	72	1	19104-MB0-700	J10	123	16	22885-MB0-006	G11	76	2	24651-MN5-000	E10	55	16
17920-MZO-000	G7	72	2	19115-MZO-000	J11	124	17	22886-MB4-305	G11	76	3	24652-028-000	E10	55	17
17937-881-000	J9	122	2	19116-MZO-000	J11	124	18	22890-MZO-A41	G11	76	4	24701-MZO-000	I6	103	1
17950-MZO-000	G7	72	3	19118-MZO-000	J11	124	19	22900-MZO-A50	G11	76	5	24711-MN5-000	I6	103	2
17962-MZO-671	G7	72	4	19119-MZO-000	J11	124	20					24781-KR3-770	I6	103	3
				19119-MZO-600	J11	124	20	23000							
18000				19120-MZO-000	J11	124	21								
				19123-MBY-000	J11	124	22	23110-MN5-010	D15	44	13	28000			
18160-MZO-003	I4	101	1	19200-MZO-000	D7	36	1	23121-MN5-000	D15	44	14	28106-MN5-010	D15	44	16
18260-MZO-003	I4	101	2	19221-MZO-305	D7	36	2	23130-MN5-000	D15	44	15	28110-MN5-000	D15	44	17
18291-MN5-650	F3	64	1	19226-MN5-000	D7	36	3	23150-MN5-000	E8	53	1	28125-MN5-014	D16	45	18
	I4	101	3					23161-MN5-000	E8	53	2	28141-MN5-000	D16	45	19
18292-KBR-000	I4	101	4	19300-MZO-003	E12	57	1	23210-MAM-L40	E8	53	3	28151-MN5-300	D16	45	20
18293-MN0-000	D11	40	5	19305-MN5-000	E12	57	2	23220-MN5-000	E8	53	4	28178-MN5-000	E1	46	9
	I4	101	5	19310-MZO-600	E12	57	3	23421-MT8-000	E8	53	5				
18300-MZO-A02	I4	101	6	19311-MZO-000	E12	57	3	23441-MZO-000	E8	53	6	30000			
18300-MZO-J02	I4	101	6	19320-MN5-000	E12	57	4	23451-MZO-000	E8	53	7	32100-MZO-A80	J7	120	5
18316-MZO-003	I4	101	7	19411-MN5-000	D7	36	4	23456-MT8-000	E8	53	8	32100-MZO-F20	J7	120	5
18316-MZO-610	I4	101	7	19414-MN5-000	D7	36	5	23457-MN5-000	E8	53	9	32100-MZO-G40	J7	120	5
												32101-MBY-000	E12	57	7



PART NO. INDEX

L 3

Part Number	Address	Page	Ref.	Part Number	Address	Page	Ref.	Part Number	Address	Page	Ref.	Part Number	Address	Page	Ref.	Part Number	Address	Page	Ref.
32102-MZO-760	J7	120	6	33709-MZO-000	I16	113	5	35759-MZO-A01	D8	37	7	40521-437-000	J11	124	26	42711-MZO-A01	H8	89	11
32103-MZO-760	J7	120	7		J3	116	5	35850-MT4-000	J5	118	9					42711-MZO-A02	H8	89	11
32120-MZO-760	J5	118	2	33718-MM2-000	G5	70	1	35856-KBG-007	J5	118	10	41000				42753-MN5-004	H3	84	2
32401-MZO-000	J5	118	3	33720-MZO-611	J3	116	6										H8	89	12
32406-KAZ-000	J5	118	4	33720-MZO-671	I16	113	6	36000				41242-MR5-000	H8	89	2	42754-MN5-000	H3	84	3
32410-MZO-000	J5	118	5	33721-MZO-003	I16	113	7					41300-MZO-A80	H10	91	3		H8	89	13
32411-473-000	J5	118	6	33721-MZO-611	J3	116	7	36151-MT8-003	E12	57	8	41305-MB4-770	H10	91	4				
32414-MWO-000	J5	118	7	33722-MB1-013	I16	113	8					41306-MB0-010	H10	91	5				
32601-MZO-000	J5	118	8		J3	116	8	37000				41310-MZO-000	H10	91	6				
32982-MT2-000	J9	122	11	33727-KR3-000	I16	113	9					41311-MZO-A80	H10	91	7	43108-MZO-760	H7	88	3
32983-028-000	I12	109	1	33727-KR3-631	J3	116	9	37121-KV3-008	G5	70	3	41321-MN5-000	H10	91	8	43110-MZO-760	H7	88	4
				33729-MB1-003	I16	113	10	37122-MZO-008	G5	70	4	41324-MAJ-600	H10	91	9	43134-300-000	H14	95	18
					J3	116	10	37202-MZO-008	G5	70	5	41331-MN5-000	H10	91	10	43150-MZO-760	H7	88	5
33000				33740-KR3-013	J11	124	24	37204-MZO-008	G5	70	6	41332-415-000	H10	91	11	43156-MN5-000	H5	86	3
33100-MZO-601	G3	68	1	33740-KR3-671	J11	124	24	37205-MZO-C41	G5	70	7	41333-415-000	H10	91	12	43156-MZO-000	H5	86	4
33100-MZO-611	G3	68	1	33741-MR1-671	I16	113	11	37205-MZO-E21	G5	70	7	41410-MN5-000	H10	91	13	43157-MZO-A00	H5	86	5
33100-MZO-671	G1	66	1	33741-MS6-921	J3	116	11	37205-MZO-G41	G5	70	7	41433-MG9-000	H10	91	14	43251-MBY-671	H8	89	14
33101-MZO-671	G1	66	2	33741-MZ7-003	I12	109	2	37211-MZO-008	G5	70	8	41436-MB0-310	H10	91	15	43310-MZO-A41	H5	86	6
	G3	68	2	33905-371-601	G3	68	16	37213-MZO-000	G5	70	9	41437-MB0-310	H10	91	16	43310-MZO-A50	H5	86	6
33103-MAH-671	G1	66	3					37220-MZO-008	G5	70	10	41438-MB0-310	H10	91	16	43313-MZO-A41	H5	86	7
	G3	68	3	34000				37252-MZO-008	G5	70	11	41450-MG9-000	H10	91	17	43313-MZO-A50	H5	86	7
33104-MAH-671	G3	68	4					37255-MZO-A81	G5	70	12	41451-MG9-000	H10	91	17	43314-MZO-000	H5	86	8
33105-MAH-671	G1	66	4	34616-568-671	I16	113	12	37255-MZO-G41	G5	70	12	41452-MG9-000	H10	91	17	43352-MG9-006	D9	38	10
	G3	68	5	34901-MC7-601	G2	67	13	37255-MZO-S21	G5	70	12	41453-MG9-000	H10	91	17	43352-MZO-760	H2	83	3
33106-MAH-671	G3	68	6		G3	68	17	37261-MZO-008	G5	70	13	41454-MG9-000	H10	91	17		H7	88	6
33106-MZO-671	G1	66	5	34901-MC7-602	G2	67	13	37551-MZO-018	G2	67	15	41455-MG9-000	H10	91	17	43353-KBP-930	H2	83	4
33107-MK7-671	G1	66	6	34903-388-611	G3	68	18		G3	68	20	41456-MG9-000	H10	91	17		H7	88	7
	G3	68	7	34904-634-611	J3	116	12	37561-MZO-008	G2	67	16	41510-MB0-003	H10	91	18	43353-MG9-006	D9	38	11
33112-MM9-013	G3	68	8	34905-425-671	I16	113	13	37561-MZO-611	G2	67	16	41530-MG9-000	H10	91	19	43504-MZO-760	H5	86	9
33112-MZO-671	G1	66	7	34906-447-711	I14	111	7		G4	69	21	41531-MG9-000	H11	92	19	43510-MZO-760	H5	86	10
33118-438-841	G1	66	8		J3	116	13	37571-MZO-008	G2	67	17	41532-MG9-000	H11	92	19	43511-MZO-760	H5	86	11
	G3	68	9	34908-634-611	I14	111	7		G4	69	22	41533-MG9-000	H11	92	19	43512-MZO-000	H5	86	12
33120-MAH-611	G3	68	10					37606-MZO-008	G2	67	18	41534-MG9-000	H11	92	19	43514-MZO-760	H5	86	13
33120-MZO-601	G3	68	10	34908-KM1-671	G2	67	14		G4	69	23	41535-MG9-000	H11	92	19	43517-MZO-760	H5	86	14
33120-MZO-671	G1	66	9		G3	68	19	37618-MZO-008	G5	70	14	41536-MG9-000	H11	92	19	43520-MZO-760	H5	86	15
33128-MAH-671	G1	66	10	34908-MB9-871	G5	70	2	37619-MZO-008	G5	70	15	41537-MG9-000	H11	92	19	43530-MZO-760	H5	86	16
	G3	68	11					37760-MAV-003	E12	57	9	41538-MG9-000	H11	92	19				
33129-MAH-671	G3	68	12	35000				37760-MT2-003	J11	124	25					44000			
33136-426-830	G1	66	11									42000							
	G3	68	13	35010-MZO-610	I11	98	3	38000								44301-MZO-A40	H3	84	4
33153-MAH-673	G3	68	14	35010-MZO-A40	I11	98	2					42301-MZO-A80	H8	89	3	44311-ML7-000	H3	84	5
33153-MZO-671	G1	66	12	35013-MZO-000	G7	72	5	38120-MZO-A40	J7	120	11	42313-422-000	H8	89	4	44620-MZO-010	H3	84	6
33170-MAH-611	G3	68	15	35015-MZO-600	G7	72	5	38120-MZO-G20	J7	120	11	42616-MAJ-G20	H8	89	5	44650-MZO-020	H3	84	7
33400-MZO-A82	I14	111	1	35020-MZO-600	G7	72	6	38250-MN5-003	J5	118	11	42617-MT8-000	H8	89	6	44650-MZO-030	H3	84	7
33400-MZO-G42	I14	111	1	35070-MZO-B00	I9	106	1	38255-MN5-003	J5	118	12	42620-MZ1-000	H8	89	7	44650-MZO-672	H3	84	7
33401-MBA-612	I14	111	2	35100-MZO-007	I1	98	4	38301-KK9-952	J7	120	12	42625-MW5-000	H11	92	20	44650-MZO-673	H3	84	7
33403-MBA-611	I14	111	3	35102-MR1-000	I1	98	5	38306-GE7-000	J7	120	13	42630-MT8-305	H8	89	8	44650-MZO-B20	H3	84	7
33407-MBA-611	I15	112	14	35110-MR1-000	I1	98	6	38501-GN2-014	J7	120	14	42650-MBY-650	H8	89	9	44650-MZO-B21	H3	84	7
33408-MBA-611	I15	112	15	35121-MR1-770	I1	98	7	38506-GC7-611	J7	120	15	42650-MBY-651	H8	89	9	44680-ML7-000	H3	84	8
33450-MZO-A82	I14	111	4	35122-MR1-770	I1	98	7	38773-PB9-000	F2	63	14	42650-MBY-670	H8	89	9	44711-MZO-A01	H3	84	9
33450-MZO-G42	I14	111	4	35161-MZO-003	J7	120	8					42650-MBY-671	H8	89	9	44711-MZO-A02	H3	84	9
33600-MBH-013	I14	111	5	35162-MN5-003	J7	120	9	40000				42650-MZO-B20	H8	89	9	44800-MR1-003	H3	84	10
33650-MBH-013	I14	111	6	35163-MN5-003	J7	120	10	40200-MZO-A00	I10	107	1	42650-MZO-B21	H8	89	9	44806-MR1-003	H3	84	11
33701-MZO-611	J3	116	2	35330-MB0-003	G11	76	6	40201-MZO-A00	I10	107	2	42704-MB0-000	H3	84	1	44809-ML7-003	H3	84	12
33701-MZO-671	I16	113	2	35340-MM5-600	G9	74	1	40215-MN5-000	I10	107	3		H8	89	10	44830-MAH-000	G5	70	16
33702-MZO-003	J3	116	3	35350-MZO-003	I6	103	4	40219-MG9-000	I10	107	4	42705-MB0-000	H3	84	1	44831-MAH-000	G6	71	17
	J3	116	3	35357-KY2-700	I6	103	5	40221-MB0-000	I10	107	5		H8	89	10	44832-MZO-000	G6	71	18
33704-MZO-611	J3	116	4	35500-MJ4-024	D8	37	6	40222-MN5-000	I10	107	6		H8	89	10				
33704-MZO-671	I16	113	4																

4

PART NO. INDEX

L 5

Part Number	Address	Page	Ref.	Part Number	Address	Page	Ref.	Part Number	Address	Page	Ref.	Part Number	Address	Page	Ref.
80210-MZO-B30ZC	I13	110	9	87565-MZO-B30ZA	K2	131	10		D13	42	12	90134-HA0-000	H11	92	24
80219-KCZ-000	J1	114	21	87565-MZO-B30ZB	K2	131	10	90025-MZO-000	D14	43	9	90134-SH3-003	G6	71	23
	J3	116	21	87565-MZO-B30ZC	K2	131	10	90026-MZO-000	D14	43	10	90145-KM3-751	D9	38	12
				87565-MZO-B50ZA	K2	131	10	90027-MZO-000	D13	42	13	90145-MS9-612	G9	74	20
83000				87586-MB6-870ZF	K2	131	11	90035-MN5-000	D4	33	18		G11	76	17
				87586-MR6-670ZA	K2	131	11	90040-MN5-000	D3	32	7		H6	87	30
				87591-MZO-R00	K2	131	12		F2	63	16	90153-SB2-003	J5	118	20
83124-MN5-000	H6	87	26					90048-MN5-000	D8	37	9	90158-438-000	I13	110	11
83500-MZO-000ZC	I1	98	8						E4	49	11	90158-KM7-911	G6	71	24
83500-MZO-000ZF	I1	98	8	88000				90051-MN8-870	H16	97	20	90158-MZO-000	I10	107	11
83551-300-000	D11	40	21					90062-MN5-005	D12	41	24	90159-MG9-000	I11	108	9
83600-MZO-000ZC	I1	98	9	88130-MB6-620	G7	72	11	90064-KK3-830	J15	128	4	90164-028-000	G14	79	8
83600-MZO-000ZG	I1	98	9	88210-MAH-620	G7	72	12	90071-MB0-000	D13	42	14	90167-SA0-980	J1	114	24
83601-MB0-000	H15	96	16	88215-MAH-000	G7	72	13		J5	118	17	90183-438-000	G2	67	21
	I1	98	10	88310-MZO-000	G7	72	14		I14	111	12		G4	69	26
	J13	126	14					90071-ME9-000	H11	92	22		J15	128	7
83700-MZO-000ZC	H15	96	17	89000				90084-MN5-000	D4	33	19	90201-415-000	G9	74	21
83700-MZO-000ZG	H16	97	17					90100-438-850	I7	104	18		G11	76	18
83701-MZO-000	H16	97	18	89010-MBY-000	J16	129	2	90101-MN5-003	I1	98	12	90201-MW3-620	G7	72	16
				89101-MC7-000	J16	129	3	90101-MY9-691	G6	71	20	90201-MZO-000	E9	54	20
				89202-MT3-000	J16	129	4	90101-MZ0-000	J13	126	15	90202-MR1-000	J13	126	16
				89210-GBJ-J00	J16	129	11	90101-MZ8-000	H2	83	17	90202-ZV0-000	G6	71	25
				89210-GBJ-J10	J16	129	11	90102-MW0-000	I7	104	19		H16	97	22
				89216-MR1-000	J16	129	5	90102-MZ0-000	J11	124	28	90203-MF9-710	I9	106	8
				89217-MAT-000	J16	129	6	90104-MZ0-000	I1	98	11	90204-MN5-000	D12	41	25
				89221-429-000	J16	129	7	90105-MBB-000	H8	89	16	90205-MN5-000	E1	46	10
84000								90105-MM4-000	J11	124	29	90206-590-000	D6	35	14
84601-HA7-670	I2	99	16	90000				90106-MB2-000	J15	128	5	90206-MZ0-000	D10	39	15
84701-MZO-000	J1	114	22	90001-GY6-900	I14	111	11	90106-MBB-000	H3	84	15	90208-438-000	I5	102	14
84701-MZO-610	J3	116	22	90003-MN5-013	E4	49	6		H8	89	15	90241-MB0-000	E1	46	11
84702-MF2-670	J3	116	23	90003-MW3-620	G7	72	15	90106-MZ0-000	H6	87	27	90245-MN5-000	D10	39	16
84702-MZO-610	J4	117	24	90004-MN5-000	D16	45	21	90107-KCR-000	I1	98	13	90301-MG3-000	J13	126	17
84705-KE6-890	J11	124	27	90004-MZ0-000	D1	30	18	90108-MR5-000	I9	106	6	90301-SA0-000	J8	121	18
84706-163-670	D11	40	22	90005-MN5-000	D1	30	19	90109-434-000	J5	118	18	90302-425-830	G14	79	9
84706-415-000	H16	97	19		D16	45	22	90109-KN8-730	E4	49	12	90304-415-000	G13	78	9
84708-KE2-980	G6	71	19	90005-MZ0-000	D1	30	20		I7	104	20	90304-438-000	I5	102	15
				90006-MN5-000	D1	30	21	90109-MZ0-008	G6	71	21	90305-ML7-000	H3	84	16
86000				90006-MZ0-000	D1	30	22	90111-MR5-000	J5	118	19	90306-KF0-003	G13	78	10
86150-MR1-760	G13	78	7	90007-MZ0-000	D1	30	23	90111-MZ0-000	E14	59	29		J13	126	18
				90009-371-015	E4	49	7	90111-MZ8-000	I9	106	7	90306-MN5-003	H11	92	25
				90009-MN5-000	E10	55	18	90112-GG2-900	J1	114	23	90308-357-000	I10	107	12
				90010-MT8-003	D4	33	14		J4	117	26	90312-MB0-700	I10	107	13
				90011-MN5-004	E4	49	8	90113-KW3-000	H6	87	28	90314-375-000	G8	73	18
				90012-414-000	D6	35	13	90113-MZ0-000	I13	110	10	90314-ME8-000	G7	72	17
				90012-MN5-000	E4	49	9	90114-GB6-920	I1	98	14	90315-MK3-003	J11	124	30
				90013-883-000	D7	36	8	90114-MA5-671	G9	74	19	90324-MM8-680	H14	95	23
87139-463-670	K1	130	2		H11	92	21		G11	76	16	90325-197-000	I7	104	21
87501-MAH-415	K1	130	3	90016-MN5-000	D4	33	15	90116-KV3-701	G16	81	25	90344-MF9-000	J11	124	31
87505-MZO-600	K1	130	4		D14	43	8	90118-MR1-000	H16	97	21	90350-SB0-000	I2	99	17
87505-MZO-620	K1	130	4		F2	63	15	90121-952-000	D7	36	9	90355-469-000	I10	107	14
87505-MZO-670	K1	130	4	90018-MZ0-000	D3	32	6		E2	47	19	90381-MT3-000	H11	92	26
87505-MZO-740	K1	130	4	90019-MB0-000	D8	37	8	90121-MAM-A60	I10	107	9	90401-MZ0-000	E10	55	19
87505-MZO-B50	K1	130	4	90019-MN5-000	E4	49	10	90122-MAM-A60	I10	107	10	90402-MN5-000	D1	30	24
87505-MZO-K20	K1	130	4	90020-KV3-000	H14	95	22	90123-KV0-000	G13	78	8		D16	45	23
87505-MZO-V00	K1	130	4	90021-KE8-010	E2	47	18	90125-KR3-000	D14	43	11	90403-KV3-830	H14	95	24
87512-MZO-601	K1	130	5	90022-MZ0-000	D4	33	16		H6	87	29	90403-ML4-610	E4	49	13
87512-MZO-621	K1	130	5		F2	63	15	90127-126-900	J15	128	6		F4	65	1
87512-MZ3-670	K1	130	6	90018-MZ0-000	D3	32	6	90133-MB0-000	H11	92	23	90403-MN5-000	D10	39	17
87512-MZ5-730	K1	130	6	90019-MB0-000	D8	37	8	90133-SL9-003	G6	71	22	90406-371-000	D2	31	25
87560-MAB-620	K1	130	7	90019-MN5-000	E4	49	10								
87560-MZO-610	K1	130	8	90020-KV3-000	H14	95	22								
87560-MZO-611	K1	130	8	90021-KE8-010	E2	47	18								
87560-MZO-670	K1	130	9	90022-MZ0-000	D4	33	16								
87560-MZO-740	K2	131	9	90023-MM5-000	D4	33	17								
87560-MZO-741	K2	131	9	90023-MR5-670	J4	117	25								
87565-MZO-B00ZA	K2	131	10	90024-MZ0-000	D11	40	23								
87565-MZO-B00ZB	K2	131	10												
87565-MZO-B00ZC	K2	131	10												

PART NO. INDEX

L 7

Part Number	Address	Page	Ref.	Part Number	Address	Page	Ref.	Part Number	Address	Page	Ref.	Part Number	Address	Page	Ref.
96001-06020-00	J9	122	16												
96001-06020-02	D12	41	31												
96001-06025-07	H14	95	31												
96001-06028-07	H14	95	32												
	J9	122	17												
96001-06055-02	G6	71	32												
96220-40148	E11	56	32												
96220-50178	E3	48	32												
96600-06028-00	I15	112	13												
96600-06032-00	G15	80	7												
96600-08030-00	H1	82	30												
96600-08032-10	G14	79	13												
96600-10020-07	J14	127	33												
96700-06010-00	H6	87	41												
96700-06010-08	G6	71	33												
96700-06022-10	G10	75	28												
	G12	77	23												
96700-08032-10	G13	78	14												
96700-10032-10	G13	78	15												
98000															
98200-33000	J6	119	25												
98200-40500	J8	121	22												
98200-41000	J8	121	23												
98200-65500	J6	119	26												
99000															
99001-08000	J16	129	8												
99001-10120	J16	129	9												
99001-14170	J16	129	10												
99002-13500	J16	129	11												
99003-50000	J16	129	12												
99101-GHB-0780	F1	62	30												
99101-GHB-1000	F1	62	30												
99103-MT2-0350	F1	62	31												
99108-MY1-1200	F1	62	32												

4

PART NAME INDEX

M 1

Part name	Address	Page	Ref.	Part name	Address	Page	Ref.	Part name	Address	Page	Ref.
[A]											
ADJUSTER COMP., TIMING BELT ..	D1	30	13	BEARING, RADIAL BALL, 35X62X18(TOYO)	H11	92	28	BOLT, FLANGE, 5X25	J4	117	26
AIR CLEANER	I2	99	2	BEARING, RADIAL BALL, 65X100X11	H11	92	27	BOLT, FLANGE, 6MM	H6	87	28
AIR CLEANER HOUSING COMP.	I2	99	5	BEARING, RADIAL BALL, 23X62X17	E9	54	29	BOLT, FLANGE, 6X10	G2	67	24
AIR CLEANER HOUSING COVER COMP.	I2	99	4	BEARING, RADIAL BALL, 6003	D16	45	28		G4	69	29
ARM B, GEARSHIFT	E10	55	14	BEARING, RADIAL BALL, 6003U ...	D16	45	29		G10	75	26
ARM COMP., GEARSHIFT	E10	55	13	BEARING, RADIAL BALL, 6010	D14	43	12	BOLT, FLANGE, 6X12	D7	36	8
ARM COMP., GEAR CHANGE	I6	103	2	BEARING, RADIAL BALL, 6201	D10	39	21		G6	71	31
ARM, VALVE ROCKER	D6	35	4	BEARING, RADIAL BALL, 6204	H4	85	17		G10	75	27
AXLE, FR. WHEEL	H3	84	4	BEARING, RADIAL BALL, 6204UU ..	H9	90	17		H6	87	37
AXLE, RR. WHEEL	H8	89	3	BEARING, RADIAL BALL, 6205	D16	45	27		H11	92	21
				BEARING, RADIAL BALL, 6206	E1	46	15		H16	97	25
				BEARING, RADIAL BALL, 6305	E9	54	28				28
				BEARING, RADIAL BALL, 63/22 ...	E9	54	27				19
				BEARING, RADIAL BALL, 6904	D16	45	26	BOLT, FLANGE, 6X14	D2	102	31
					E10	55	23		D4	33	15
				BEARING, RR.	D11	40	16		D7	36	13
				BEARING, TAPER ROLLER, 17X40X23.5	I10	107	15		D8	37	16
									D9	38	18
				BEARING, THRUST	E7	52	11		D14	43	8
				BELT, TIMING	D1	30	12		E3	48	28
				BLOCK ASSY., CYLINDER	E4	49	1		E12	57	14
				BODY COMP., FRAME	J13	126	1		F2	63	15
				BODY, SCAVENGE OIL PUMP STRAINER	D14	43	4	BOLT, FLANGE, 6X16	I3	100	24
									D2	31	32
				BOLT	E13	58	10		D8	37	17
				BOLT-WASHER, 6X16	I5	102	16		D14	43	17
					I7	104	23		E9	54	31
				BOLT A, PIN	H2	83	8		E11	56	29
				BOLT, ADAPTER, 10MM	G7	72	15		H6	87	38
				BOLT, A.C. GENERATOR	D12	41	24		J6	119	24
				BOLT, BRAKE DISK, 8X24	H8	89	16	BOLT, FLANGE, 6X18	D10	39	22
				BOLT, BRAKE STOPPER	I10	107	11		J2	115	33
				BOLT, CAP, 6X8	I7	104	22		J4	117	35
				BOLT, CONNECTING ROD	E7	52	7	BOLT, FLANGE, 6X20	D2	31	33
				BOLT, DISK, 6X17	H3	84	15		D12	41	31
					H8	89	15		E9	54	32
				BOLT, DRAIN PLUG, 14MM	E4	49	24		H16	97	20
				BOLT, FLANGE CAP, 6X26	D4	33	16		I6	103	12
				BOLT, FLANGE CAP, 8X38	D11	40	23		J9	122	16
					D13	42	12	BOLT, FLANGE, 6X22	E3	48	29
				BOLT, FLANGE CAP, 8X45	D14	43	9		E11	56	30
				BOLT, FLANGE CAP, 8X55	D14	43	10		H16	97	26
				BOLT, FLANGE CAP, 8X60	D13	42	13		J12	125	40
				BOLT, FLANGE, 10X120	E4	49	7	BOLT, FLANGE, 6X25	D7	36	9
				BOLT, FLANGE, 10X135	E4	49	8		D8	37	18
				BOLT, FLANGE, 10X20	I7	104	19		E2	47	19
				BOLT, FLANGE, 10X35	H11	92	24		E12	57	15
					I11	108	12		F2	63	23
				BOLT, FLANGE, 10X367	J13	126	15		H14	95	31
				BOLT, FLANGE, 10X50	J11	124	28	BOLT, FLANGE, 6X28	D2	31	34
					J14	127	30		D9	38	19
							31		H6	87	39
				BOLT, FLANGE, 10X87	E4	49	6		H14	95	32
				BOLT, FLANGE, 12X30	D1	30	19		J9	122	17
					D16	45	22	BOLT, FLANGE, 6X32	D16	45	33
				BOLT, FLANGE, 12X50	J14	127	32		E3	48	30
				BOLT, FLANGE, 5X25	J1	114	23	BOLT, FLANGE, 6X35	E4	49	10



PART NAME INDEX

M 2

Part name	Address	Page	Ref.	Part name	Address	Page	Ref.	Part name	Address	Page	Ref.
BOLT, FLANGE, 6X35	E5	50	28	BOLT, SOCKET SPECIAL, 6X47	D1	30	22	BRACKET, LICENSE LIGHT	J1	114	15
BOLT, FLANGE, 6X40	D5	34	26	BOLT, SOCKET, 10X20	J14	127	33		J3	116	15
	D9	38	20	BOLT, SOCKET, 10X32	G13	78	15	BRACKET, L. ENGINE HANGER	J13	126	8
BOLT, FLANGE, 6X45	E3	48	31	BOLT, SOCKET, 5X9	J5	118	19	BRACKET, L. STEP	I7	104	7
BOLT, FLANGE, 6X55	G6	71	32	BOLT, SOCKET, 6X10	G6	71	33	BRACKET, NUMBER PLATE	J1	114	22
BOLT, FLANGE, 6X60	D7	36	14		H6	87	41	BRACKET, PILLION STEP	I7	104	11
BOLT, FLANGE, 6X8	I8	105	27	BOLT, SOCKET, 6X12	H6	87	27	BRACKET, RR. BRAKE OIL CUP	H5	86	2
BOLT, FLANGE, 6X95	D7	36	15		I14	111	11	BRACKET, RR. MASTER CYLINDER			
BOLT, FLANGE, 8X123	E4	49	9	BOLT, SOCKET, 6X15	I14	111	12	COVER	H6	87	25
BOLT, FLANGE, 8X14	H16	97	27	BOLT, SOCKET, 6X18	D3	32	7	BRACKET, R. ENGINE HANGER	J13	126	7
BOLT, FLANGE, 8X16	E5	50	29		F2	63	16	BRACKET, R. STEP	I7	104	3
	G13	78	8	BOLT, SOCKET, 6X22	G10	75	28	BRACKET, SIDE STAND	J13	126	9
	H6	87	40		G12	77	23	BRIDGE COMP., FORK TOP	G13	78	6
	J15	128	5	BOLT, SOCKET, 6X28	I15	112	13	BRUSH	D11	40	8
BOLT, FLANGE, 8X18	I8	105	26	BOLT, SOCKET, 6X32	G15	80	7	BRUSH SET, TERMINAL	D13	42	2
BOLT, FLANGE, 8X20	D1	30	21	BOLT, SOCKET, 8MM	G16	81	25	BULB	I14	111	7
	J14	127	29	BOLT, SOCKET, 8X30	H1	82	30				
BOLT, FLANGE, 8X22	D2	31	35	BOLT, SOCKET, 8X32	G13	78	14		I16	113	13
BOLT, FLANGE, 8X27	H11	92	23		G14	79	13	BULB, HEADLIGHT	J3	116	12
BOLT, FLANGE, 8X28	D14	43	18	BOLT, SPECIAL FLANGE, 10X16	E4	49	12		G2	67	13
BOLT, FLANGE, 8X35	H14	95	30		I7	104	20		G3	68	17
BOLT, FLANGE, 8X40	E11	56	31	BOLT, SPECIAL FLANGE, 10X50	I13	110	11	BULB, LICENSE LIGHT	I16	113	12
BOLT, FLANGE, 8X80	D5	34	27	BOLT, SPECIAL FLANGE, 8X12	D14	43	11	BULB, POSITION	G3	68	18
BOLT, FLANGE, 9X91	D4	33	14		H6	87	29	BULB, TAILLIGHT	I14	111	7
BOLT, FR. AXLE	H3	84	16	BOLT, SPECIAL FLANGE, 8X22	I7	104	18		J3	116	13
BOLT, FR. FORK	G16	81	18	BOLT, SPECIAL FLANGE, 8X26	G2	67	21	BULB, WEDGE BASE	G2	67	14
BOLT, GEARSHIFT DRUM STOPPER					G4	69	26		G3	68	19
ARM PIVOT	J4	117	25		J15	128	7	BUSH	G5	70	2
BOLT, HANDLE LEVER PIVOT	G9	74	19	BOLT, SPECIAL FLANGE, 8X32	H2	83	17	BUSH, ENGINE HANGER	J13	126	5
	G11	76	16	BOLT, SPECIAL FLANGE, 8X48	I13	110	10	BUSH, GUIDE	G16	81	9
BOLT, HEX., 6X12	H12	93	36	BOLT, SPECIAL FLANGE, 8X56	J15	128	4	BUSH, PIN	H2	83	9
BOLT, HEX., 6X16	E2	47	18	BOLT, SPECIAL FLANGE, 8X90	J15	128	6		H7	88	10
BOLT, HEX., 6X20	J9	122	14	BOLT, SPECIAL, 6MM	I1	98	11	BUSH, RUBBER	I11	108	5
BOLT, HEX., 6X45	J9	122	15		I9	106	7	BUSH, SLIDER	G16	81	10
BOLT, HEX., 8X12	I11	108	11		J5	118	18				
BOLT, HEX., 8X17	E10	55	18	BOLT, SPECIAL, 6X64	D3	32	6	[C]			
BOLT, INNER FORK PIPE	G16	81	11	BOLT, STUD, 10X32	H12	93	37	CABLE COMP. A, THROTTLE	G7	72	1
BOLT, L. SWINGARM PIVOT	I10	107	10	BOLT, STUD, 6X25	E11	56	26	CABLE COMP. B, THROTTLE	G7	72	2
BOLT, OIL, 10X22	D9	38	12	BOLT, STUD, 8-6X40	D4	33	18	CABLE COMP., CHOKE	E14	59	23
	G9	74	20	BOLT, TERMINAL	D13	42	4		G7	72	3
	G11	76	17	BOLT, TORX, 6X14	I1	98	13	CABLE COMP., SPEEDOMETER	G5	70	16
	H6	87	30	BOLT, UBS, 8X20	D16	45	21	CABLE, A.C. GENERATOR	J5	118	2
BOLT, PIN	H2	83	10	BOOT B	H2	83	11	CABLE, BATTERY EARTH	J5	118	8
	H7	88	9		H7	88	12	CABLE, INNER	G6	71	17
				BOOT COMP.	G9	74	9	CABLE, SEAT LOCK	H15	96	2
BOLT, PLUG, 14MM	H11	92	22		G11	76	7	CABLE, STARTER BATTERY	J5	118	3
BOLT, RECESSED, 5X28	D4	33	17		H5	86	9	CABLE, STARTER MOTOR	J5	118	5
BOLT, RR. CUSHION	I11	108	2	BOOT, JOINT	I10	107	8	CALIPER SUB ASSY., L. FR.			
				BOSS COMP., PRIMARY DRIVEN				BRAKE	H2	83	12
BOLT, R. SWINGARM PIVOT	I10	107	9						H7	88	5
BOLT, SEALING, 18MM	E4	49	3	BOSS COMP., GEAR	D15	44	15	BRAKE	H2	83	16
BOLT, SEALING, 20MM	D8	37	9	BOSS, OIL FILTER	D8	37	8	CALIPER SUB ASSY., RR. BRAKE ..	H7	88	5
	E4	49	11	BOX ASSY., MAIN FUSE	J5	118	11	CALIPER SUB ASSY., R. FR.			
	E4	49	11	BOX ASSY., SPEEDOMETER GEAR ..	H3	84	10	BRAKE	H2	83	16
BOLT, SETTING	D13	42	5	BOX COMP., BATTERY	J5	118	15	CAMSHAFT COMP., L.	D6	35	3
BOLT, SIDE SHELTER SETTING ..	I1	98	12	BRACKET A, NUMBER PLATE	J3	116	22	CAMSHAFT COMP., R.	D6	35	2
BOLT, SIDE STAND PIVOT	I9	106	6	BRACKET B, NUMBER PLATE	J4	117	24	CAM, GEARSHIFT DRUM	E10	55	6
BOLT, SOCKET SPECIAL, 6X17	D1	30	18	BRACKET COMP., L. FR.	H2	83	7	CAP ASSY. 1, HIGH TENSION	J9	122	5
BOLT, SOCKET SPECIAL, 6X18	D1	30	23	BRACKET COMP., RR.	H7	88	4	CAP ASSY. 2, HIGH TENSION	J9	122	6
BOLT, SOCKET SPECIAL, 6X23	D1	30	20	BRACKET COMP., R. FR.	H2	83	14				



PART NAME INDEX

M 3

Part name	Address	Page	Ref.	Part name	Address	Page	Ref.	Part name	Address	Page	Ref.
CAP ASSY. 3, HIGH TENSION	J9	122	7	CLAMPER, R. FR. BRAKE HOSE	G9	74	7	COLLAR, CHAIN CASE TAIL	J11	124	26
CAP ASSY. 4, HIGH TENSION	J9	122	8	CLAMP A, TUBE	D9	38	3	COLLAR, ENGINE MOUNTING	J15	128	1
CAP ASSY. 5, HIGH TENSION	J9	122	9	CLAMP B, HIGH TENSION CORD	J9	122	11	COLLAR, FR. AXLE DISTANCE	H3	84	6
CAP ASSY. 6, HIGH TENSION	J9	122	10	CLAMP COMP., CABLE	D4	33	11	COLLAR, FR. WHEEL SIDE	H3	84	5
CAP COMP., RADIATOR	J10	123	10	CLAMP C, TUBE	D9	38	4	COLLAR, FUEL TANK SETTING	H14	95	23
CAP, BLEEDER	D9	38	11	CLAMP, A.C. GENERATOR CORD	D11	40	9	COLLAR, GEARSHIFT DRUM STOPPER	E10	55	11
	H2	83	4	CLAMP, FUEL HOSE	E12	57	13	COLLAR, GEARSHIFT LEVER			
	H7	88	7		E15	60	16	SETTING	J5	118	21
CAP, BOOST	D4	33	6		J11	124	33	COLLAR, OIL PUMP	E2	47	14
CAP, BREATHER	H10	91	5	CLAMP, MASTER CYLINDER OIL				COLLAR, PIVOT	J9	122	2
CAP, GRIP END	G7	72	10	HOSE	H5	86	13	COLLAR, RADIATOR MOUNTING	J10	123	13
CAP, MASTER CYLINDER	G9	74	12	CLAMP, TUBE	F2	63	18	COLLAR, RR. AXLE DISTANCE	H8	89	7
	G11	76	9		I2	99	20	COLLAR, RR. BRAKE PANEL SIDE	H8	89	4
	H5	86	18	CLAMP, WATER HOSE	D7	36	6	COLLAR, RR. CUSHION	I11	108	3
CAP, OIL FILLER	D14	43	1								4
CAP, RESERVE TANK	J10	123	16	CLIP, 10.6	D10	39	20	COLLAR, RR. MUDGUARD	I7	104	21
CAP, R. LOCK NUT	I10	107	13	CLIP, 2X50	J2	115	32	COLLAR, SETTING	H14	95	20
CAP, SCAVENGE OIL PUMP					J4	117	34	COLLAR, SPLINE, 28X43X34.4	E8	53	8
STRAINER	D14	43	5	CLIP, 4X50	D2	31	29	COLLAR, SPLINE, 28X43X59.4	E8	53	9
CAP, SEAL, 43X9	D5	34	23	CLIP, AIR HOSE, 21.5	I2	99	14	COLLAR, SPRING	G16	81	3
CAP, SOCKET BOLT, 8MM	G13	78	12	CLIP, BODY COVER	J13	126	19	COLLAR, TAILLIGHT	J11	124	27
	H1	82	29	CLIP, BREATHER TUBE	E15	60	1	COLLAR, TAILLIGHT MOUNTING	D11	40	22
CAP, TAPPET ADJUSTING HOLE	H10	91	2		F2	63	9	COLLAR, THROTTLE LEVER	H14	95	16
CAP, TERMINAL	D11	40	13		I2	99	7		J9	122	1
CARBURETOR ASSY.	E13	58	12	CLIP, CABLE, 10MM	J13	126	11	CONNECTOR	H5	86	17
CARBURETOR ASSY. 1	E13	58	13	CLIP, CABLE, 15MM	J13	126	22	CORD COMP., A.C. GENERATOR	D11	40	12
CARBURETOR ASSY. 2	E13	58	14	CLIP, CABLE, 17MM	G8	73	19	CORE COMP., ROTOR	D11	40	20
CARBURETOR ASSY. 3	E14	59	15	CLIP, CABLE, 25MM	J14	127	23	CORE COMP., STATOR	D11	40	14
CARBURETOR ASSY. 4	E14	59	16	CLIP, CABLE, 30MM	J14	127	24	COTTER, VALVE	D6	35	12
CARBURETOR ASSY. 5	E14	59	17	CLIP, HARNESS BAND, 25MM	J13	126	20	COUNTERSHAFT COMP.	E8	53	4
CARBURETOR ASSY. 6	E14	59	18	CLIP, HOOD OPEN WIRE	E14	59	30	COUPLE, A.C. GENERATOR	D11	40	1
CARTRIDGE, OIL FILTER	D8	37	4	CLIP, OIL DRAIN TUBE	H13	94	1				3
CASE ASSY., REED VALVE	F2	63	10	CLIP, SUB TANK HOSE	I2	99	13	COVER COMP., AIR CLEANER	I2	99	4
CASE COMP., HEADLIGHT	G2	67	19	CLIP, TUBE	D5	34	25	COVER COMP., LICENSE LIGHT	I16	113	9
	G4	69	24		E15	60	17		J3	116	9
CASE COMP., RR.	D14	43	2		F2	63	19	COVER COMP., L. TIMING BELT	D1	30	6
CASE COMP., THERMOSTAT	E12	57	3		H14	95	28	COVER COMP., R. TIMING BELT	D1	30	4
CASE SUB ASSY., FINAL GEAR	H10	91	7		I2	99	19	COVER COMP., THERMOSTAT	E12	57	4
CASE, THERMOSTAT	E12	57	3		J11	124	37	COVER COMP., TRANSMISSION	H8	37	1
CENTER COMP., CLUTCH	D10	39	2		J12	125	38	COVER SET, COCK	H13	94	5
CHAIN, OIL PUMP DRIVE	E2	47	6	CLIP, WIRE HARNESS	J5	118	22	COVER SET, L. MUFFLER	I4	101	9
CHAMBER SET, FLOAT	E16	61	5	COCK ASSY., FUEL AUTO	H13	94	3	COVER SET, R. MUFFLER	I4	101	8
CIRCLIP	G10	75	23	COIL COMP., IGNITION	J9	122	3	COVER, AIR INJECTION CONTROL			
	I10	107	4	COLLAR	E14	59	24	VALVE	F2	63	12
CIRCLIP, 28MM	E9	54	25		H16	97	19	COVER, A.C. GENERATOR	D11	40	6
CIRCLIP, EXTERNAL, 14MM	E11	56	28		J7	120	9	COVER, BATTERY BOX	J5	118	13
CIRCLIP, EXTERNAL, 22MM	E1	46	16	COLLAR B, RR. DISTANCE	H11	92	20	COVER, BATTERY TERMINAL	J5	118	7
CIRCLIP, INTERNAL, 18MM	G11	76	20	COLLAR B, RR. FENDER	I2	99	15	COVER, BLIND	G5	70	6
CIRCLIP, MASTER CYLINDER	H6	87	22	COLLAR COMP., SPRING	G16	81	5	COVER, CENTER	H15	96	17
CIRCLIP, RR. MASTER CYLINDER	H5	86	14	COLLAR, 15X20	E4	49	19		H16	97	17
CLAMP	G5	70	3	COLLAR, 22X26X27.1	E1	46	6	COVER, CLUTCH	D9	38	1
				COLLAR, 23X30X17.5	E8	53	14	COVER, COCK LEVER	H14	95	19
CLAMPER A, RR. BRAKE HOSE	H5	86	3	COLLAR, 27.8X35X28.6	E9	54	19	COVER, COMBINATION SWITCH	I1	98	6
				COLLAR, 28MM	E8	53	12	COVER, CYLINDER HEAD	D3	32	1
CLAMPER B, RR. BRAKE HOSE	H5	86	5	COLLAR, 8X45	G6	71	27	COVER, FR.	D1	30	1
CLAMPER, CHANGE SWITCH CORD	D8	37	5	COLLAR, AIR CLEANER SETTING	I16	113	1	COVER, FUEL CAP	H14	95	13
CLAMPER, L. FR. BRAKE HOSE	G9	74	8	COLLAR, AIR FUNNEL SETTING	E16	61	20	COVER, GEAR CASE	H10	91	8
CLAMPER, PULSER CORD	D1	30	17					COVER, HANDLE STOPPER	J13	126	6
CLAMPER, RADIATOR HOSE	J11	124	23					COVER, LICENSE LIGHT	J1	114	16

PART NAME INDEX

M 4

Part name	Address	Page	Ref.	Part name	Address	Page	Ref.	Part name	Address	Page	Ref.
COVER, LICENSE LIGHT	J3	116	16	DIAPHRAGM	H5	86	19	FORK, CENTER GEARSHIFT	E10	55	2
COVER, LOCK NUT	G7	72	11	DIODE ASSY., THREE WAY	J7	120	4	FORK, FR. GEARSHIFT	E10	55	1
COVER, L. CARBURETOR	E14	59	28	DISK A, CLUTCH FRICTION	D10	39	3	FORK, RR. GEARSHIFT	E10	55	3
COVER, L. EX. PIPE	I4	101	2	DISK B, CLUTCH FRICTION	D10	39	4	FUEL FILL CAP COMP.	H13	94	12
COVER, L. FR. FENDER	G15	80	2	DISK COMP., L. FR. BRAKE	H3	84	14	FUSE	J6	119	26
COVER, L. FR. SIDE	J13	126	13	DISK COMP., R. FR. BRAKE	H3	84	13	FUSE, BLADE	J6	119	25
COVER, L. RADIATOR	J11	124	20	DISK, RR. BRAKE	H8	89	14	FUSE, MINI	J8	121	23
COVER, L. SIDE	I1	98	9	DOWEL PIN	E14	59	26	FUSE, MINI BLADE	J8	121	22
COVER, MAIN FUSE BOX	J5	118	12	DOWEL PIN, 10X13.5	D5	34	21				
COVER, RR.	D11	40	15	DOWEL PIN, 10X16	D12	41	30	[G]			
COVER, RR. BRAKE MASTER CYLINDER	H6	87	24	DOWEL PIN, 12X20	D14	43	16	GASKET KIT A	F3	64	1
COVER, RR. BRAKE OIL CUP	H5	86	1	DOWEL PIN, 12X20	D5	34	24	GASKET KIT B	F4	65	1
COVER, RR. CYLINDER HEAD	D3	32	3	DOWEL PIN, 14X12	E5	50	27	GASKET SET	E16	61	2
COVER, RUBBER	G1	66	7	DOWEL PIN, 14X12	D8	37	11	GASKET SET B	E13	58	4
	G3	68	8	DOWEL PIN, 5X8	E4	49	20	GASKET SET B	E15	60	4
COVER, R. CARBURETOR	E14	59	27	DOWEL PIN, 7.9X20	E3	48	27	GASKET SET D	E16	61	1
COVER, R. EX. PIPE	I4	101	1	DOWEL PIN, 7.9X20	E14	59	25	GASKET, AIR FEED PIPE	F2	63	3
COVER, R. FR. FENDER	G15	80	1	DOWEL PIN, 8X14	D8	37	15	GASKET, AIR FEED PIPE	F3	64	1
COVER, R. FR. SIDE	J13	126	12		D9	38	17	GASKET, CLUTCH COVER	D9	38	2
COVER, R. RADIATOR	J11	124	19		D16	45	32	GASKET, CLUTCH COVER	D9	38	2
COVER, R. SIDE	I1	98	8		E2	47	22	GASKET, CYLINDER HEAD	F4	65	1
COVER, SCREW	G1	66	11		E3	48	26	GASKET, CYLINDER HEAD	D4	33	3
	G3	68	13		E5	50	26	GASKET, CYLINDER HEAD	F3	64	1
COVER, SPEEDOMETER	G5	70	5	DRIVER, SCREW	J16	129	6	GASKET, EX. PIPE	F3	64	1
COVER, STARTER MAGNETIC TERMINAL	J5	118	4	DRUM ASSY., GEARSHIFT	E10	55	5	GASKET, EX. PIPE	I4	101	3
COVER, STEP LOWER	I7	104	5	DUMMY, FR. REFLEX REFLECTOR ..	J11	124	24	GASKET, FLOAT CHAMBER	F1	62	22
COVER, STOP SWITCH	I7	104	6	DUST SEAL	H1	82	27	GASKET, FR. COVER	D1	30	2
COVER, TACHOMETER	G5	70	11	DUST SEAL, 15X20X3	I6	103	10	GASKET, FR. COVER	F3	64	1
COVER, TERMINAL	J5	118	6	DUST SEAL, 30X47X8	H9	90	19	GASKET, HEAD COVER	D3	32	2
COVER, TIMING	D1	30	3	DUST SEAL, 45X55X5	H4	85	19	GASKET, HEAD COVER	F3	64	1
COVER, TOP	E16	61	18	DUST SEAL, BRAKE CAM	H14	95	18	GASKET, RR. CASE	D14	43	3
COVER, WATER PUMP	D7	36	2	DUST SEAL, STEERING HEAD	G14	79	1	GASKET, RR. CASE	F4	65	1
CRANKCASE BREATHER STORAGE TANK	I2	99	10	[E]				GASKET, TRANSMISSION COVER	D8	37	2
CRANKSHAFT COMP.	E7	52	10	EMBLEM, L. FUEL TANK	K3	132	3	GASKET, TRANSMISSION COVER	F4	65	1
CUP COMP., OIL	H5	86	11	EMBLEM, L. FUEL TANK	K3	132	3	GASKET, WATER PUMP COVER	D7	36	3
CUP, SLAVE CYLINDER	D9	38	8	EMBLEM, R. FUEL TANK	K3	132	1	GASKET, WATER PUMP COVER	F4	65	1
CUSHION ASSY., L. RR.	I11	108	8	EMBLEM, WING MARK	G13	78	7	GAUGE, OIL LEVEL	E4	49	5
CUSHION ASSY., R. RR.	I11	108	1	ENGINE COOLANT TEMPERATURE SENSOR	E12	57	8	GEAR ASSY., A.C. GENERATOR DRIVEN	D15	44	3
CUSHION, FUEL TANK	H13	94	10	[F]				GEAR ASSY., FINAL	H10	91	3
CUSHION, RR. FUEL TANK	H13	94	11	FAN COMP., COOLING	J10	123	4	GEAR COMP., PRIMARY DRIVE	D15	44	13
CUSHION, SPARK UNIT	J7	120	1	FENDER A SET, RR.	I12	109	8	GEAR COMP., STARTER DRIVEN	D15	44	17
CYLINDER ASSY., SLAVE	D9	38	5	FENDER A SET, RR.	I13	110	8	GEAR SET, A.C. GENERATOR DRIVEN	D15	44	4
CYLINDER SET, MASTER	G9	74	17	FENDER B SET, RR.	I13	110	9	GEAR SET, FINAL	H10	91	6
CYLINDER SUB ASSY., CLUTCH MASTER	G11	76	4	FENDER SET, FR.	G15	80	5	GEAR, A.C. GENERATOR DRIVE	D15	44	2
CYLINDER SUB ASSY., FR. BRAKE MASTER	G9	74	10	FILM, PROTECTOR	H13	94	8	GEAR, COUNTERSHAFT FIFTH	E9	54	18
CYLINDER SUB ASSY., RR. BRAKE MASTER	H5	86	10	FLANGE SET, FINAL DRIVEN	H8	89	8	GEAR, COUNTERSHAFT FOURTH	E8	53	11
[D]				FLOAT SET	E16	61	4	GEAR, COUNTERSHAFT LOW	E8	53	5
DAMPER COMP., FR.	G16	81	15	FLOAT, FR. MASTER CYLINDER	G9	74	16	GEAR, COUNTERSHAFT SECOND	E8	53	6
DAMPER SET, WHEEL	H8	89	1		G11	76	14	GEAR, COUNTERSHAFT THIRD	E8	53	7
DIAPHRAGM	G9	74	15	FLYWHEEL, A.C. GENERATOR	H6	87	21	GEAR, FINAL DRIVE	E1	46	1
	G11	76	13	FORK ASSY., L. FR.	D15	44	10	GEAR, FINAL DRIVEN	E1	46	3
				FORK ASSY., R. FR.	G16	81	22	GEAR, MAINSHAFT FIFTH	E8	53	13
								GEAR, MAINSHAFT FOURTH	E8	53	10
								GEAR, PRIMARY DRIVEN	D15	44	14
								GEAR, REVERSE DRIVEN	E1	46	9
								GEAR, SPEEDOMETER	H3	84	11
								GEAR, STARTER DRIVE	D16	45	19



PART NAME INDEX



Part name	Address	Page	Ref.	Part name	Address	Page	Ref.	Part name	Address	Page	Ref.
GEAR, STARTER IDLE	D15	44	16	HOSE COMP., RR. BRAKE MASTER CYLINDER	H5	86	12	LABEL, LOADING	K1	130	6
GENERATOR ASSY., A.C.	D11	40	7	HOSE COMP., WATER	E15	60	11	LABEL, TIRE	K1	130	4
GRILLE, RADIATOR	J10	123	9	HOSE, AIR FEED	F2	63	6	LENS COMP., HIGH BEAM PILOT...	G2	67	15
GRIP COMP., L. HANDLE	G7	72	9	HOSE, AIR INTAKE	F2	63	13	LENS COMP., NEUTRAL PILOT.....	G3	68	20
GRIP COMP., R.	G7	72	7	HOSE, L. FR. BRAKE	G9	74	3	LENS COMP., WINKER PILOT.....	G2	67	16
GRIP, R. HANDLE	G7	72	8	HOSE, RADIATOR LOWER	J11	124	17	LENS COMP., WINKER PILOT.....	G4	69	22
GRIP, SCREW DRIVER	J16	129	12	HOSE, RADIATOR UPPER	J11	124	18	LENS, LICENSE	I16	113	8
GROMMET	J7	120	10	HOSE, R. FR. BRAKE	G9	74	2	LENS, LICENSE	J3	116	8
GROMMET A, SIDE COVER	H15	96	16	HOSE, WATER	E15	60	12	LENS, TAILLIGHT	I16	113	3
	I1	98	10					LENS, TAILLIGHT	J3	116	3
	J13	126	14					LENS, WINKER	I14	111	2
GROMMET B, RR. COVER	I1	98	1	HOSE, WATER IN.	D7	36	5	LEVER COMP., CHOKE	G7	72	4
GROMMET, AIR CLEANER CASE	D11	40	21	HOUSING, OUT PUT	D11	40	17	LEVER COMP., L. HANDLE	G11	76	15
GROMMET, OIL TUBE	J1	114	14					LEVER COMP., R. HANDLE	G9	74	18
	J3	116	14	[I]				LEVER SET, LINK	E13	58	3
GROMMET, SCAVENGE OIL PUMP ...	E2	47	17	IGNITION PULSE GENERATOR ASSY.	D1	30	16	LEVER, FUEL COCK	H13	94	7
GROMMET, WIRE HARNESS	I12	109	1	INSULATOR, CARBURETOR	D4	33	5	LEVER, STARTER	E14	59	21
GUARD, L. ENGINE	J15	128	3	INSULATOR, TERMINAL	D13	42	6	LIFTER, FINAL DAMPER	E1	46	4
GUARD, R. ENGINE	J15	128	2					LIGHT ASSY., LICENSE	I16	113	6
GUIDE, CLUTCH HOSE	G13	78	3	[J]				LIGHT ASSY., LICENSE	J3	116	6
GUIDE, OIL PUMP CHAIN	E2	47	10	JET	F1	62	32	LOCK A, BEARING ADJUSTING.....	H10	91	11
GUIDE, SPEEDOMETER CABLE	G6	71	18	JET, MAIN	F1	62	30	LOCK B, BEARING ADJUSTING.....	H10	91	12
GUIDE, THROTTLE CABLE	G13	78	2	JET, SLOW	F1	62	31	LOCK COMP., STEERING HANDLE...	G14	79	5
GUIDE, VALVE	D4	33	2	JOINT COMP., YOKE	I10	107	1	LOCK, STEERING HANDLE	G14	79	4
[H]				JOINT SET	E13	58	2	[M]			
HARNES, WIRE	J7	120	5	JOINT SET	E15	60	3	MANIFOLD, INTAKE	D4	33	9
HEADLIGHT ASSY.	G1	66	1	JOINT SET, FUEL	E13	58	1	MIRROR COMP.	G7	72	12
	G3	68	1	JOINT SET, FUEL	E15	60	2	MIRROR COMP., RR. VIEW	G7	72	14
HEADLIGHT UNIT	G1	66	9	JOINT, BRAKE ROD	H6	87	23	MOTOR ASSY., FAN	J10	123	8
	G3	68	10	JOINT, PINION	H10	91	13	MOTOR ASSY., STARTER	D13	42	1
HEAD ASSY., CYLINDER	D4	33	1	JOINT, PRESSURE BOOST	D4	33	10	MUFFLER COMP., L. EX.	14	101	13
HEATER	E15	60	7	JOINT, SHIFT DRUM	E10	55	12	MUFFLER COMP., L. EX.	15	102	13
HOLDER A, FR. WINKER	I14	111	9	JOINT, THREE WAY	F2	63	14	MUFFLER COMP., R. EX.	14	101	6
HOLDER B, FR. WINKER	I14	111	10	[K]				[N]			
HOLDER COMP., TRANSMISSION BEARING	E8	53	1	KEY SET	I1	98	2	NEEDLE SET, JET	E16	61	3
HOLDER SET, BRUSH	D13	42	3	KEY, BLANK	I1	98	7	NUT-WASHER, 5MM	D12	41	29
HOLDER, BATTERY BOX	J5	118	14	KEY, SEAT LOCK	H15	96	8	NUT-WASHER, 6MM	D13	42	14
HOLDER, DAMPER	H8	89	6	KNOB	G5	70	10		J5	118	17
HOLDER, FINAL SHAFT BEARING ..	D14	43	7	[L]				NUT COMP.	G3	68	12
HOLDER, HANDLE LOWER	G13	78	5	LABEL A	I11	108	6	NUT, BEAM ADJUSTING	G1	66	8
HOLDER, HANDLE UPPER	G13	78	4	LABEL B, RR. CUSHION	I11	108	7		G3	68	9
HOLDER, L. PILLION STEP	I7	104	17	LABEL, ACCESSORIES & LOADING ..	K1	130	5	NUT, CAP, 6MM	G6	71	25
HOLDER, MASTER CYLINDER	G9	74	13	LABEL, CARBURETOR TAMPER PROOF	K2	131	12		G9	74	21
	G11	76	10	LABEL, COLOR	K2	131	10	NUT, CLIP	G11	76	18
HOLDER, NEEDLE JET	F1	62	23	LABEL, DRIVE	K1	130	8	NUT, CLIP, 4MM	H16	97	22
HOLDER, O-RING	H10	91	14					NUT, CLIP, 6MM	I5	102	15
HOLDER, RIM VALVE	H3	84	3	LABEL, FRENCH TRANSLATION	K1	130	7	NUT, CLIP	I15	112	15
	H8	89	13	LABEL, FUEL	K2	131	11	NUT, CLIP, 6MM	J11	124	31
HOLDER, R. PILLION STEP	I7	104	16	LABEL, HIGH ALTITUDE	K1	130	2	NUT, CONNECTING ROD	E7	52	9
HOLDER, STARTER DRIVE GEAR ...	D16	45	20	LABEL, IGNITION NOISE	K1	130	1	NUT, FENDER SETTING	I2	99	16
HOLDER, SWITCH	I9	106	3					NUT, FLANGE CAP, 10MM	J13	126	16
HOOK, SEAT CATCH	H15	96	5								
HOOK, SPRING	J13	126	10								
HORN ASSY.	J7	120	11								
HOSE A, RR. BRAKE	H5	86	6								
HOSE B, RR. BRAKE	H5	86	7								



PART NAME INDEX

M 6

Part name	Address	Page	Ref.	Part name	Address	Page	Ref.	Part name	Address	Page	Ref.	
NUT, FLANGE CAP, 5MM	J1	114	24	OIL SEAL, 8X18X5	D9	38	15	PACKING, TAILLIGHT	I16	113	5	
NUT, FLANGE CAP, 8MM	J8	121	18	OIL SEAL, 8X25X8	D9	38	14		J3	116	5	
NUT, FLANGE, 10MM	J11	124	36	ORIFICE, 2.0	D4	33	19	PAD SET, FR.	H2	83	2	
	J14	127	27	O-RING	D9	38	16	PAD SET, RR.	H7	88	2	
NUT, FLANGE, 12MM	G13	78	10		D13	42	16	PEDAL ASSY., BRAKE	I6	103	6	
	J13	126	18		F4	65	1	PEDAL COMP., CHANGE	I6	103	1	
NUT, FLANGE, 18MM	H11	92	25		H13	94	6	PIECE, CLUTCH END	D10	39	9	
NUT, FLANGE, 4MM	J2	115	29	O-RING, 13.5X1.4	J11	124	32	PIECE, DAMPER WHEEL	H8	89	2	
	J4	117	30	O-RING, 13.8X2.5	D8	37	12	PIECE, L. TAIL	I4	101	10	
NUT, FLANGE, 5MM	J4	117	31		E4	49	21	PIECE, R. TAIL	I4	101	7	
NUT, FLANGE, 6MM	E11	56	27		F4	65	1	PIN D, JOINT	H6	87	36	
	E14	59	33	O-RING, 14.8X2.4	H6	87	32	PIN, HANGER	H2	83	15	
	G15	80	6	O-RING, 15.9X2.4	D8	37	13		H7	88	14	
	H16	97	23		F4	65	1	PIN, PISTON	E6	51	5	
	J2	115	30	O-RING, 18.3X2.3	D7	36	11	PIN, PISTON, 10X33	D15	44	1	
	J4	117	32		F4	65	1	PIN, RING GEAR STOPPER	H10	91	15	
	J5	118	23	O-RING, 1.3X4.3	E16	61	15	PIN, SHIFT RETURN SPRING	E10	55	17	
NUT, FLANGE, 8MM	G2	67	23	O-RING, 21.5X3.2	D14	43	15	PIN, SPLIT, 2.0X15	H6	87	35	
	G4	69	28		F4	65	1		I7	104	25	
	I6	103	11	O-RING, 2.4X29	D4	33	4	PIN, SPLIT, 2.5X20	H14	95	27	
NUT, HEADLIGHT CASE	I12	109	4	O-RING, 30.8MM	H11	92	33	PIN, SPLIT, 3.0X25	E3	48	25	
NUT, HEX., 10MM	G7	72	16	O-RING, 32.95X2.62	D7	36	12	PIN, STEP BAR	I7	104	8	
	G16	81	20		F4	65	1	PIN, STEP BAR JOINT	I7	104	1	
	I10	107	12	O-RING, 39.5X2.4	H11	92	34	PIPE ASSY., BLEEDER	D9	38	9	
NUT, HEX., 14MM	D12	41	25	O-RING, 44.7X2.4	H1	82	28	PIPE A, RR. BRAKE	H5	86	8	
NUT, HEX., 16MM	H11	92	26	O-RING, 50.5X3.5	H9	90	21	PIPE COMP., CLUTCH	G11	76	5	
NUT, HEX., 22MM	D10	39	15	O-RING, 59.6X2.4	D13	42	15	PIPE COMP., FR. BRAKE	G9	74	4	
	E9	54	20		F4	65	1	PIPE, AIR FEED	F2	63	1	
NUT, HEX., 8MM	H6	87	34	O-RING, 5.4X3.2	D8	37	14					
NUT, LOCK	G7	72	17		F4	65	1					
	G8	73	18	O-RING, 61X2	H9	90	20	PIPE, FR. CROSS	J13	126	3	
	G16	81	19	O-RING, 63X3	D14	43	14	PIPE, L. SLIDE	G16	81	24	
	E1	46	11		F4	65	1	PIPE, L. WATER OUTLET	E12	57	6	
NUT, LOCK, 30MM	D10	39	16	O-RING, 64.5X3.5	H12	93	35	PIPE, OIL PASS	D8	37	3	
NUT, LOCK, 40MM	J11	124	30	O-RING, 6.8X1.9	G6	71	28	PIPE, R. SLIDE	G16	81	13	
NUT, SERRATE, 5MM	I9	106	8	O-RING, 75X2.5	D2	31	30	PIPE, R. WATER OUTLET	E12	57	5	
NUT, SIDE STAND	G1	66	10		F3	64	1	PIPE, STEERING HANDLE	G13	78	1	
NUT, SPECIAL	G3	68	11	O-RING, 7.8X1.9	E4	49	22	PIPE, WATER IN.	D7	36	4	
	E1	46	10		F4	65	1	PISTON	H2	83	5	
NUT, SPECIAL, 22MM	D4	33	8	O-RING, 84.5X4	D12	41	28		H7	88	8	
NUT, SQUARE, 5MM	G13	78	9	O-RING, 8.4X2.4	E4	49	23	PISTON COMP., VACUUM	E16	61	19	
NUT, STEERING STEM	I10	107	14		F4	65	1	PISTON SET, CLUTCH MASTER				
NUT, SWINGARM PIVOT LOCK	D6	35	14	O-RING, 9.8X2.4	F2	63	17		CYLINDER	G11	76	3
NUT, TAPPET ADJUSTING	J13	126	17		F3	64	1	PISTON SET, MASTER CYLINDER	H5	86	15	
NUT, U, 6MM				OUTER COMP., CLUTCH	D10	39	1	PISTON, L.	E6	51	4	
				OUTER COMP., STARTING CLUTCH	D16	45	18	PISTON, R.	E6	51	3	
[0]								PISTON, SLAVE CYLINDER	D9	38	6	
OIL SEAL	D11	40	10	[P]				PLATE A, CLUTCH	D10	39	5	
OIL SEAL, 13X21X4	E3	48	24	PACKING, LENS	I15	112	14	PLATE A, TIMING BELT GUIDE	D1	30	9	
OIL SEAL, 14X28X7	E11	56	25		I16	113	10	PLATE COMP. B, CLUTCH	D10	39	6	
OIL SEAL, 16X24X4	E2	47	23		J3	116	10	PLATE SET, VALVE	E16	61	10	
OIL SEAL, 27X43X7	I10	107	16	PACKING, L. TIMING BELT COVER	D1	30	7	PLATE, AIR GUIDE	J10	123	5	
OIL SEAL, 27X43X9	D5	34	22	PACKING, PROTECTOR	I4	101	4	PLATE, AIR GUIDE UPPER	J10	123	6	
OIL SEAL, 28X47.2X7	H4	85	18	PACKING, RR. CYLINDER HEAD				PLATE, A.C. GENERATOR SHAFT				
OIL SEAL, 28X48X9	D14	43	13		COVER	D3	32	OIL PASS	D15	44	11	
OIL SEAL, 35X54X8	H11	92	30		F3	64	1	PLATE, BEARING CAP	E4	49	2	
OIL SEAL, 35X59X8	E7	52	13	PACKING, R. TIMING BELT COVER	D1	30	5	PLATE, CENTERING	G16	81	12	
OIL SEAL, 39X56X7	H11	92	31	PACKING, SEAT LOCK KEY	H15	96	7	PLATE, CLUTCH LIFTER	D10	39	8	
OIL SEAL, 65X85X7	H11	92	32					PLATE, CLUTCH PRESSURE	D10	39	7	

PART NAME INDEX

M 7

Part name	Address	Page	Ref.	Part name	Address	Page	Ref.	Part name	Address	Page	Ref.
PLATE, COUNTERSHAFT BEARING SETTING	E8	53	2	RIM COMP., HEADLIGHT	G1	66	2	RUBBER, SHOCK	J5	118	10
PLATE, DIAPHRAGM	G9	74	14	RING	G3	68	2	RUBBER, STOPPER	G16	81	23
	G11	76	12	RING COMP., HEADLIGHT	D13	42	7	RUBBER, TAILLIGHT CUSHION	J1	114	17
	H5	86	20		G1	66	12		J3	116	17
PLATE, DRUM SETTING	E10	55	8	RING SET, PISTON	G3	68	14	RUBBER, TAILLIGHT MOUNTING	J1	114	21
PLATE, DUST GUARD	H10	91	9		E6	51	1		J3	116	21
PLATE, FUNNEL SETTING	F1	62	24	RING, BACK UP	G16	81	8	RUBBER, TAILLIGHT SETTING	G5	70	1
PLATE, GEARSHIFT ARM GUIDE	E10	55	7	RING, CLUTCH SPRING SETTING	D10	39	11	RUBBER, THERMOSTAT	E12	57	2
PLATE, L. GRAB RAIL	H15	96	14	RING, OIL SEAL STOPPER	G16	81	17				
PLATE, PRIMARY BEARING SETTING	D14	43	6	RING, PISTON	G16	81	16	[S]			
PLATE, REGISTERED NUMBER	K1	130	3	RING, SEAL	D13	42	9	SCREEN COMP., OIL PUMP	E2	47	8
PLATE, R. GRAB RAIL	H15	96	13	RING, SNAP, 92MM	E2	47	9	SCREEN SET, FUEL STRAINER	H13	94	4
PLATE, SPRING JOINT	G16	81	4	RING, STOPPER	H10	91	4	SCREW	E16	61	17
PLATE, STAY	E14	59	19		I10	107	5	SCREW-WASHER	G1	66	5
			20	RIVET, 4.1MM	G14	79	6		G3	68	4
PLATE, STOPPER	G11	76	11	ROD ASSY. A, CONNECTING	E7	52	6	SCREW-WASHER, 3X10	G6	71	23
PLATE, TIMING BELT GUIDE	D1	30	10	ROD ASSY. B, CONNECTING	E7	52	6	SCREW-WASHER, 3X18	G6	71	22
PLIERS, 135	J16	129	11	ROD ASSY. C, CONNECTING	E7	52	6	SCREW-WASHER, 4X10	G6	71	21
PLUG, BREATHER TUBE	I2	99	8	ROD ASSY. D, CONNECTING	E7	52	6		J11	124	34
PLUG, HEX., 6MM	D3	32	5	ROD ASSY. E, CONNECTING	E7	52	6	SCREW-WASHER, 4X12	G10	75	25
PLUG, HOLE	J1	114	25	ROD COMP.	G16	81	14		G12	77	22
PLUG, PIN	H2	83	13	ROD COMP., PUSH	H5	86	16	SCREW-WASHER, 4X14	F1	62	28
	H7	88	13	ROD, CLUTCH LIFTER	D10	39	14	SCREW-WASHER, 4X16	H14	95	25
PLUG, SPARK, 56	D4	33	13	ROD, PUSH	G11	76	1				
PLUG, SPARK, 57	D4	33	13	ROLLER, 4X14.8	E11	56	32	SCREW-WASHER, 4X18	F1	62	26
PLUG, SPARK, 58	D4	33	13	ROLLER, 5X17.8	E3	48	32	SCREW-WASHER, 5X10	E14	59	31
PROTECTOR	G9	74	11	ROTOR, INNER	E2	47	3		J5	118	20
	G11	76	8				15	SCREW-WASHER, 5X16	F1	62	27
PROTECTOR A, FR. FENDER	G15	80	3	ROTOR, OUTER	E2	47	4		I2	99	18
PROTECTOR B, FR. FENDER	G15	80	4				16	SCREW-WASHER, 5X25	H14	95	22
PROTECTOR, HOSE	I12	109	5	ROTOR, PULSER	D1	30	15	SCREW-WASHER, 6X10	E14	59	32
PROTECTOR, RADIATOR HOSE	J11	124	22	RUBBER A, NUMBER PLATE BRACKET	G6	71	19	SCREW SET	E16	61	6
PULLEY COMP., TIMING BELT				RUBBER B, SEAT STOPPER	H15	96	4				
	DRIVEN	D1	30	RUBBER, AIR FEED PIPE	F2	63	5	SCREW SET, STOP	E16	61	8
PULLEY, TIMING BELT DRIVE	D1	30	8	RUBBER, A.C. GENERATOR DAMPER	D11	40	2				
PULSE SECONDARY AIR INJECTION				RUBBER, CAP COVER	H14	95	14	SCREW, BEAM ADJUSTING	G1	66	3
	CONTROL VALVE ASSY.	F2	63	RUBBER, CUSHION	D11	40	4		G3	68	3
PUMP ASSY., OIL	E2	47	1	RUBBER, ENGINE SIDE COVER	H6	87	26	SCREW, BLEEDER	D9	38	10
PUMP ASSY., SCAVENGE OIL	E2	47	13	RUBBER, FLOOR PLATE	I12	109	3		H2	83	3
PUMP ASSY., WATER	D7	36	1	RUBBER, FUEL TANK CUSHION	J6	119	27		H7	88	6
				RUBBER, GEAR CHANGE PEDAL	I6	103	3	SCREW, FLAT, 4X12	G10	75	24
[R]				RUBBER, HEADLIGHT MOUNTING	H14	95	21		G12	77	21
RADIATOR COMP.	J10	123	2	RUBBER, HEAT GUARD	J10	123	7	SCREW, FLAT, 4X40	H6	87	33
RAIL, L. GRAB	I12	109	7	RUBBER, JOINT	G3	68	16	SCREW, HEX. SOCKET BUTTON HEAD	E15	60	6
RAIL, R. GRAB	I12	109	6	RUBBER, LICENSE LIGHT CUSHION	J1	114	18	SCREW, OVAL, 5X12	G2	67	22
RECTIFIER COMP., REGULATE	D11	40	11		J3	116	18		G4	69	27
RECTIFIER COMP., SILICON	J7	120	3	RUBBER, MAIN STEP	I7	104	10	SCREW, OVAL, 5X20	G6	71	29
REFLECTOR, FR. REFLEX	J11	124	24	RUBBER, MOUNTING	D2	31	28	SCREW, PAN, 2X6	G6	71	24
REFLECTOR, REFLEX	I12	109	2		D3	32	9	SCREW, PAN, 4X6	J14	127	26
	J3	116	11	RUBBER, NUMBER PLATE BRACKET	F3	64	1	SCREW, PAN, 5X14	J1	114	26
REFLECTOR, RR. REFLEX	I16	113	11						J4	117	27
RELAY COMP., STARTER	J7	120	14	RUBBER, PILLION STEP	J3	116	23	SCREW, PAN, 5X20	G8	73	20
RELAY COMP., WINKER	J7	120	12	RUBBER, PROTECTOR	I7	104	14	SCREW, PAN, 5X22	G8	73	21
RETAINER, BEARING	H10	91	10		D11	40	5	SCREW, PAN, 5X25	G8	73	22
RETAINER, FINAL SHAFT	E1	46	7	RUBBER, RADIATOR MOUNTING	I4	101	5	SCREW, PAN, 5X32	G8	73	23
RETAINER, GEAR BOX	H3	84	8		H14	95	17	SCREW, PAN, 6X10	J11	124	29
RETAINER, VALVE SPRING	D6	35	10		J10	123	11	SCREW, PAN, 6X14	H16	97	21

PART NAME INDEX

M 8

Part name	Address	Page	Ref.	Part name	Address	Page	Ref.	Part name	Address	Page	Ref.
SCREW, RIVET, 1.8X5	J14	127	25	SOCKET COMP., PILOT	G4	69	23	STAY B, RR. SEAT	H15	96	11
SCREW, RR. COVER	I1	98	14	SOCKET COMP., POSITION LIGHT ..	G3	68	15	STAY COMP., A.C. GENERATOR			
SCREW, SPECIAL, 4X8	I14	111	3	SPACER A, RING GEAR	H10	91	19	COVER	D11	40	19
SCREW, SPECIAL, 5X10	E14	59	29	SPACER B, RING GEAR	H11	92	19	STAY, AIR FEED PIPE	D4	33	11
SCREW, TAPPET ADJUSTING	D6	35	13	SPACER C, RING GEAR	H11	92	19				12
SCREW, TAPPING, 3X8	J11	124	35	SPACER D, RING GEAR	H11	92	19	STAY, AIR INJECTION CONTROL			
SCREW, TAPPING, 4X10	J2	115	28	SPACER E, RING GEAR	H11	92	19	VALVE	E14	59	22
	J4	117	29	SPACER F, RING GEAR	H11	92	19	STAY, FUSE BOX	J8	121	17
SCREW, TAPPING, 4X12	G6	71	30	SPACER G, RING GEAR	H11	92	19	STAY, HEADLIGHT	G2	67	20
SCREW, TAPPING, 4X16	G6	71	20	SPACER H, RING GEAR	H11	92	19		G4	69	25
SCREW, TAPPING, 4X25	J8	121	21	SPACER I, RING GEAR	H11	92	19	STAY, HORN	J8	121	16
SCREW, TAPPING, 4X35	J2	115	27	SPACER, IGNITION COIL	J9	122	4	STAY, L. FR. BRAKE HOSE	G9	74	6
	J4	117	28	SPANNER, 10X12	J16	129	9	STAY, METER	G5	70	9
SCREW, TRUSS, 4X8	E13	58	9	SPANNER, 14X17	J16	129	10	STAY, RADIATOR	J11	124	21
SCREW, U-LOCK FLAT, 6X12	G14	79	8	SPANNER, 8	J16	129	8	STAY, R. FR. BRAKE HOSE	G9	74	5
SEAL SET, FR. FORK	G16	81	21	SPANNER, PIN	J16	129	4	STAY, SEAT LOCK	H16	97	18
SEAL SET, PISTON	H2	83	1	SPARK UNIT	J7	120	2	STAY, SPEEDOMETER	G5	70	8
	H7	88	1	SPEEDOMETER COMP.	G5	70	7	STAY, TACHOMETER	G5	70	13
SEAL, AIR CLEANER CASE	I2	99	3	SPINDLE COMP., GEARSHIFT	E10	55	15	STEM SUB ASSY., STEERING	G14	79	2
SEAL, RADIATOR CAP	J10	123	14	SPRING	E13	58	6	STOPPER COMP., GEARSHIFT DRUM ..	E10	55	9
SEAL, VALVE STEM	D6	35	1	SPRING, A.C. GENERATOR				STOPPER, PROPELLER SHAFT			
	F3	64	1	FRICTION	D15	44	5	SPRING	I10	107	6
SEAL, WATER PIPE, 22.5MM	E12	57	11	SPRING, A.C. GENERATOR DAMPER ..	D15	44	6	STOPPER, SPRING SEAT	G16	81	6
SEAL, WATER PIPE, 25.7MM	E12	57	12	SPRING, A.C. GENERATOR DRIVEN				STRIPE, L. FR. FENDER	K3	132	8
SEAT ASSY., MAIN	H15	96	3	GEAR	D15	44	8		K4	133	8
SEAT ASSY., RR.	H15	96	9	SPRING, BEAM ADJUSTING	G1	66	6	STRIPE, L. FUEL TANK	K3	132	6
SEAT COMP., BACK	H15	96	15		G3	68	7	STRIPE, L. RR. FENDER A	K4	133	10
SEAT, CLUTCH SPRING	D10	39	12	SPRING, BRAKE PEDAL	I6	103	8	STRIPE, L. RR. FENDER B	K4	133	12
			13	SPRING, CLUTCH	D10	39	10	STRIPE, R. FR. FENDER	K3	132	7
			7	SPRING, COMPRESSION COIL	E16	61	13	STRIPE, R. FUEL TANK	K3	132	5
SEAT, DAMPER SPRING	D15	44	7				14	STRIPE, R. RR. FENDER A	K4	133	9
SEAT, RELIEF VALVE	E2	47	7	SPRING, DRUM STOPPER	E10	55	10	STRIPE, R. RR. FENDER B	K4	133	11
SEAT, VALVE SPRING	D6	35	11	SPRING, FINAL DAMPER	E1	46	5	SUB FRAME COMP., L.	J13	126	4
SENSOR ASSY., THROTTLE	E13	58	8	SPRING, FR. FORK	G16	81	2	SUB FRAME COMP., R.	J13	126	2
SENSOR COMP., KILL	J7	120	8	SPRING, LOCK KEY SETTING	H15	96	1	SUB HARNESS A, RR.	J7	120	6
SHAFT COMP., EX. ROCKER ARM ..	D6	35	6	SPRING, PAD	H2	83	6	SUB HARNESS B, RR.	J7	120	7
SHAFT COMP., IN. ROCKER ARM ..	D6	35	5		H7	88	3	SUB HARNESS, ENGINE	E12	57	7
SHAFT COMP., MAIN	E8	53	3	SPRING, PROPELLER SHAFT	I10	107	3	SUB SPRING, SIDE STAND	I9	106	5
SHAFT, A.C. GENERATOR DRIVEN ..	D15	44	9	SPRING, RELIEF VALVE	E2	47	12	SUSPENSION, STARTER RELAY	J7	120	15
SHAFT, BRAKE PIVOT	I6	103	7	SPRING, SHIFT RETURN	E10	55	16	SUSPENSION, WINKER RELAY	J7	120	13
SHAFT, FINAL GEAR	E1	46	2	SPRING, SIDE STAND	I9	106	4	SWINGARM ASSY., RR.	I10	107	7
SHAFT, OIL PUMP	E2	47	2	SPRING, SLAVE CYLINDER	D9	38	7	SWITCH ASSY., CLUTCH	G11	76	6
SHAFT, PROPELLER	I10	107	2	SPRING, STEP RETURN	I7	104	4	SWITCH ASSY., COMBINATION	I1	98	4
SHAFT, SHIFT FORK	E10	55	4	SPRING, STOP SWITCH	I6	103	5	SWITCH ASSY., FR. STOP	G9	74	1
SHIFTER, CENTER	E8	53	16	SPRING, THROTTLE THRUST	E13	58	7	SWITCH ASSY., NEUTRAL	D8	37	7
SHIFTER, FR.	E8	53	15	SPRING, THRUST	D15	44	12	SWITCH ASSY., OIL PRESSURE	D8	37	6
SHIFTER, RR.	E9	54	17	SPRING, TIMING BELT ADJUSTER ..	D1	30	14	SWITCH ASSY., RR. STOP	I6	103	4
SHIM A, PINION GEAR	H10	91	17	SPRING, TORSION COIL	E13	58	5	SWITCH ASSY., STARTER MAGNETIC	J5	118	9
SHIM A, STOPPER PIN	H10	91	16	SPRING, VACUUM PISTON	E16	61	12	SWITCH ASSY., THERMO	E12	57	9
SHIM B, PINION GEAR	H10	91	17	SPRING, VALVE	D6	35	9		J11	124	25
SHIM B, STOPPER PIN	H10	91	16	SPROCKET, OIL PUMP DRIVEN	E2	47	5	SWITCH SET, LIGHTING & STARTER			
SHIM C, PINION GEAR	H10	91	17	STAY	G7	72	13	KILL	G7	72	5
SHIM D, PINION GEAR	H10	91	17	STAY A, IGNITION COIL	J9	122	12	SWITCH SET, SIDE STAND	I9	106	1
SHIM E, PINION GEAR	H10	91	17	STAY A, LICENSE LIGHT	J1	114	19	SWITCH SET, STARTER KILL	G7	72	5
SHIM F, PINION GEAR	H10	91	17		J3	116	19	SWITCH SET, WINKER	G7	72	6
SHIM G, PINION GEAR	H10	91	17	STAY A, RR. SEAT	H15	96	10				
SHROUD COMP.	J10	123	3	STAY B, IGNITION COIL	J9	122	13	[T]			
SOCKET COMP.	G5	70	14	STAY B, LICENSE LIGHT	J1	114	20	TACHOMETER COMP.	G5	70	12
			15		J3	116	20				
SOCKET COMP., PILOT	G2	67	18								



PART NAME INDEX

M 9

Part name	Address	Page	Ref.	Part name	Address	Page	Ref.	Part name	Address	Page	Ref.
TAILLIGHT ASSY.	I16	113	2	WASHER, 19.7X40X2.6	D16	45	24	WASHER, SPECIAL, 35X40	H10	91	18
	J3	116	2	WASHER, 22.2X35X2.6	D10	39	19	WASHER, SPECIAL, 8MM	H1	82	26
TANK SET, FUEL	H13	94	9		E1	46	13	WASHER, SPEEDOMETER GEAR.....	H3	84	12
TANK, RADIATOR RESERVE	J10	123	15	WASHER, 23X35X2	E9	54	24	WASHER, SPLINE, 25MM	D10	39	17
TERMINAL, OUT PUT	D11	40	18	WASHER, 25X47X2.6	E9	54	23	WASHER, SPLINE, 28MM	D16	45	25
THERMOSTAT	E12	57	1	WASHER, 35.2X46X1.6	E9	54	22	WASHER, SPLINE, 28X34X1.5	E9	54	21
THREAD B, STEERING HEAD TOP ..	G14	79	9	WASHER, 4.5MM	G14	79	7	WASHER, SPRING STOPPER	E1	46	8
THREAD COMP., STEERING HEAD				WASHER, 6MM	D12	41	26	WASHER, SPRING, 22MM	E1	46	12
	TOP				D13	42	11	WASHER, SPRING, 40MM	D10	39	18
TIRE, FR.	H3	84	9		I9	106	9	WASHER, SPRING, 6MM	I5	102	18
TIRE, RR.	H8	89	11	WASHER, 6X2.3	E2	47	21	WASHER, STEERING STEM	G13	78	11
T-JOINT	E15	60	8		E10	55	22	WASHER, THRUST	H8	89	5
	H13	94	2	WASHER, 6.5MM	J14	127	28	WASHER, THRUST, 13MM	E2	47	20
	I2	99	1	WASHER, 6.5X26X2.6	E10	55	19	WASHER, THRUST, 17.2MM	H14	95	24
TOOL SET	J16	129	2	WASHER, 8MM	D2	31	25	WEIGHT, BALANCE	H3	84	1
TOP	E16	61	16	WASHER, 8.5X26	I11	108	10		H8	89	10
TUBE	E15	60	14	WASHER, DRAIN PLUG, 14MM	E4	49	25	WHEEL SUB ASSY., FR.	H3	84	7
TUBE A, AIR INTAKE	F2	63	8		F4	65	1	WHEEL SUB ASSY., RR.	H8	89	9
TUBE A, BREATHER	I2	99	11	WASHER, INSULATOR	H12	93	38	WINKER ASSY., L. FR.	I14	111	4
TUBE A, PRESSURE BOOST	F2	63	7		D13	42	8	WINKER ASSY., L. RR.	I14	111	6
TUBE B, BREATHER	I2	99	12	WASHER, LOCK	G14	79	10	WINKER ASSY., R. FR.	I14	111	1
TUBE SET, DRAIN	E15	60	5	WASHER, LOCK, 8MM	E10	55	20	WINKER ASSY., R. RR.	I14	111	5
TUBE, 3.5X145	F2	63	20	WASHER, MOUNTING RUBBER	D2	31	27	WIRE, HELMET SET	H15	96	6
TUBE, 3.5X260	F2	63	21		D3	32	8	WRENCH, HEX., 5MM	J16	129	7
TUBE, 3.5X400	F2	63	22	WASHER, OIL BOLT	D9	38	13	WRENCH, PLUG	J16	129	5
TUBE, 3.5X60	F1	62	29		F4	65	1				
TUBE, 4.5X320	H14	95	29		G10	75	22				
TUBE, 5X650	J12	125	39		G11	76	19				
TUBE, AIR CLEANER CONNECTING ..	I2	99	6		H6	87	31				
TUBE, AIR CLEANER DRAIN	I2	99	9	WASHER, PILLION STEP	I7	104	15				
TUBE, FUEL	E15	60	9	WASHER, PLAIN	E13	58	11				
				WASHER, PLAIN, 10MM	I13	110	13				
	H14	95	15		J8	121	19				
TUBE, OUTER	G16	81	7	WASHER, PLAIN, 12MM	G13	78	13				
TUBE, RADIATOR	J10	123	1	WASHER, PLAIN, 6MM	I5	102	17				
TUBE, VINYL, 8X12X280	I3	100	21		J2	115	31				
TUBE, VINYL, 8X12X450	I3	100	22		J4	117	33				
					J14	127	28				
[V]				WASHER, PLAIN, 8MM	I7	104	24				
VALVE ASSY., AIR CUT	F1	62	25		I13	110	12				
VALVE COMP., FLOAT	F1	62	21	WASHER, SEALING BOLT	E4	49	4				
VALVE SET, STARTER	E16	61	11		F4	65	1				
VALVE, EX.	D6	35	8	WASHER, SEALING, 10MM	E4	49	13				
VALVE, IN.	D6	35	7								
VALVE, RELIEF	E2	47	11		F4	65	1				
VALVE, RIM	H3	84	2	WASHER, SEALING, 20MM	D8	37	10				
	H8	89	12		E4	49	16				
					F4	65	1				
[W]				WASHER, SEALING, 5MM	D5	34	20				
WASHER	G1	66	4	WASHER, SEALING, 6.5MM	D7	36	10				
	G3	68	5		F4	65	1				
WASHER B, HANDLE HOLDER				WASHER, SEALING, 8MM	E4	49	15				
SETTING	G6	71	26								
WASHER, 12X33X4	D1	30	24	WASHER, SPECIAL, 11X21X2.3	F4	65	1				
	D16	45	23		E4	49	14				
WASHER, 14.2X23X2.6	D12	41	27	WASHER, SPECIAL, 12MM	F4	65	1				
WASHER, 14.2X28X2.3	E10	55	21	WASHER, SPECIAL, 28X8.5X4.0	E12	57	10				
					D2	31	26				

1

FOREWORD INDEX

2

ENGINE GROUP

3

FRAME GROUP

4

PART NUMBER INDEX

5

PART NAME INDEX

HONDA
The Power of Dreams



PARTS CATALOGUE NEWS

Honda Motor Co., Ltd. Service Division

PARTS CATALOGUE - CORRECTED

Printed in Japan

CODE NO.	BOOKLET TYPE	13MZ01E3
	MICRO- FICHE	13MZ01EC
PARTS CATALOGUE NEWS	GL1500C/GL1500CD GL1500C1/C2/C3 GL1500CD1/CD2/CD3	
NEWS NO.	001	

Block No.	Ref. No.	Note	Part No.	Description	Reqd. QTY						Serial No.	Parts catalogue code
					GL1500							
					C1	C2	C3	CD1	CD2	CD3		
F-4	2	T	45125-MZ0-A50	HOSE, R. FR. BRAKE	1	1	-	1	1	-		
		D	45125-MZ0-A41	-	-	1	-	-	1		

NOTE A:PART NO.CHANGE D:NEWLY PROVIDED E:PART NO.DELETION K:REQUIRED NO.CORRECTION L:APPLICATION SERIAL NO.CORRECTION
T:APPLICATION CORRECTION Z:REMARKS CHANGE



PARTS CATALOGUE NEWS

Honda Motor Co., Ltd. Service Division

PARTS CATALOGUE - CORRECTED

Printed in Japan

CODE NO.	BOOKLET TYPE	13MZ01E3
	MICRO-FICHE	13MZ01EC
PARTS CATALOGUE NEWS	GL1500C/GL1500CD GL1500C1/C2/C3 GL1500CD1/CD2/CD3	
NEWS NO.	002	

Block No.	Ref. No.	Note	Part No.	Description	Reqd. QTY						Serial No.	Parts catalogue code
					GL1500							
					C1	C2	C3	CD1	CD2	CD3		
EOP-1	1	T	06111-MZ0-E10	GASKET KIT A (FOR STD. PISTON) (COMPONENT PARTS)	1	1	1	1	1	1		
		T	11515-MZ0-000	GASKET, FR. COVER	2	2	2	2	2	2		
		D	11542-MN5-300	PACKING, R. TIMING BELT COVER	1	1	1	1	1	1		
		D	11552-MN5-300	PACKING, L. TIMING BELT COVER	1	1	1	1	1	1		
		T	12209-422-005	SEAL, VALVE STEM	12	12	12	12	12	12		
		T	12251-MN5-013	GASKET, CYLINDER HEAD (NIPPON LEAKLESS)	2	2	2	2	2	2		
		T	12314-MAF-000	GASKET, HEAD COVER	2	2	2	2	2	2		
		T	12318-MN5-000	PACKING, RR. CYLINDER HEAD COVER	2	2	2	2	2	2		
		D	16075-GHB-B70	O-RING, 2.4X29	6	6	6	6	6	6		
		T	17142-MN5-000	GASKET, AIR FEED PIPE	2	2	2	2	2	2		
		T	18291-MN5-650	GASKET, EX. PIPE	6	6	6	6	6	6		
		T	90542-MB0-000	RUBBER, MOUNTING	12	12	12	12	12	12		

NOTE A:PART NO.CHANGE D:NEWLY PROVIDED E:PART NO.DELETION K:REQUIRED NO.CORRECTION L:APPLICATION SERIAL NO.CORRECTION
T:APPLICATION CORRECTION Z:REMARKS CHANGE

PARTS CATALOGUE NEWS

BOOKNo.:13MZ01E3

Block No.	Ref. No.	Note	Part No.	Description	Reqd.QTY						Serial No.	Parts catalogue code
					GL1500							
					C1	C2	C3	CD1	CD2	CD3		
		T	91301-107-000	O-RING, 75X2.5	1	1	1	1	1	1		
		T	91352-425-003	O-RING, 9.8X2.4	4	4	4	4	4	4		
EOP-2	1	T	06112-MZ0-E10	GASKET KIT B (COMPONENT PARTS)	1	1	1	1	1	1		
		T	11351-MN5-651	GASKET, CLUTCH COVER	1	1	1	1	1	1		
		T	11391-MN5-650	GASKET, TRANSMISSION COVER ...	1	1	1	1	1	1		
		T	12207-611-300	WASHER, SEALING BOLT	2	2	2	2	2	2		
		T	19226-MN5-000	GASKET, WATER PUMP COVER	1	1	1	1	1	1		
		T	21112-MN5-650	GASKET, RR. CASE	1	1	1	1	1	1		
		T	90403-ML4-610	WASHER, SEALING, 10MM	2	2	2	2	2	2		
		T	90438-463-000	WASHER, SPECIAL, 11X21X2.3 ...	6	6	6	6	6	6		
		T	90441-MG8-000	WASHER, SEALING, 8MM	4	4	4	4	4	4		
		T	90441-MN5-000	WASHER, SEALING, 20MM	6	6	6	6	6	6		
		T	90443-MB0-000	WASHER, SEALING, 10MM	1	1	1	1	1	1		
		T	90463-ML7-000	WASHER, SEALING, 6.5MM	1	1	1	1	1	1		
		T	90495-MN5-000	WASHER, SEALING, 8MM	3	3	3	3	3	3		
		T	90545-300-000	WASHER, OIL BOLT	2	2	2	2	2	2		
		T	91301-147-023	O-RING, 18.3X2.3(ARAI)	2	2	2	2	2	2		
		T	91302-MB0-013	O-RING, 32.95X2.62(ARAI)	1	1	1	1	1	1		
		T	91303-377-000	O-RING, 13.8X2.5	2	2	2	2	2	2		
		T	91304-MN5-003	O-RING, 63X3(ARAI)	1	1	1	1	1	1		
		T	91305-MN5-003	O-RING, 15.9X2.4(ARAI)	2	2	2	2	2	2		
		T	91307-425-003	O-RING, 21.5X3.2	1	1	1	1	1	1		
		T	91309-MN5-008	O-RING, 59.6X2.4	1	1	1	1	1	1		
		T	91313-MN5-004	O-RING, 7.8X1.9(NOK)	1	1	1	1	1	1		

NOTE A:PART NO.CHANGE D:NEWLY PROVIDED E:PART NO.DELETION K:REQUIRED NO.CORRECTION L:APPLICATION SERIAL NO.CORRECTION
T:APPLICATION CORRECTION Z:REMARKS CHANGE

PARTS CATALOGUE NEWS

BOOKNo.:13MZ01E3

Block No.	Ref. No.	Note	Part No.	Description	Reqd.QTY						Serial No.	Parts catalogue code
					GL1500							
					C1	C2	C3	CD1	CD2	CD3		
		T	91315-MN5-004	O-RING, 5.4X3.2(NOK)	1	1	1	1	1	1		
		T	91316-MJ8-003	O-RING, 8.4X2.4	1	1	1	1	1	1		
		T	91355-MG9-006	O-RING	1	1	1	1	1	1		
		T	94109-14000	WASHER, DRAIN PLUG, 14MM	1	1	1	1	1	1		

NOTE A:PART NO.CHANGE D:NEWLY PROVIDED E:PART NO.DELETION K:REQUIRED NO.CORRECTION L:APPLICATION SERIAL NO.CORRECTION
T:APPLICATION CORRECTION Z:REMARKS CHANGE



PARTS CATALOGUE NEWS

Honda Motor Co., Ltd. Service Division

PARTS CATALOGUE - CORRECTED

Printed in Japan

CODE NO.	BOOKLET TYPE	13MZ01E3
	MICRO-FICHE	13MZ01EC
PARTS CATALOGUE NEWS	GL1500C/GL1500CD GL1500C1/C2/C3 GL1500CD1/CD2/CD3	
NEWS NO.	003	

Block No.	Ref. No.	Note	Part No.	Description	Reqd. QTY							Serial No.	Parts catalogue code
					GL1500								
					C1	C2	C3	CD1	CD2	CD3			
F-16	3	T	16950-MZ0-013	COCK ASSY., FUEL AUTO	-	1	-	-	1	-			
		D	16950-MZ0-023	-	-	1	-	-	1			

NOTE A:PART NO.CHANGE D:NEWLY PROVIDED E:PART NO.DELETION K:REQUIRED NO.CORRECTION L:APPLICATION SERIAL NO.CORRECTION
T:APPLICATION CORRECTION Z:REMARKS CHANGE